


Bi-Alpha

Compact Power Resistor

45-175W
(forced air cooling 2m/s)



The Bi-Alpha compact power resistors

Danotherm has developed flat power resistors for moderate power brake applications in drive systems, braking a few hundreds of watts to few kilowatts during a short time of braking.

The Bi-alpha is available in 3 sizes; Bi-Alpha 4, 5 and 6. Their nominal power is rated at 45W for size 4, 100W for size 5 and 175W for size 6. These values are valid for forced air cooling of 2m/s. By increasing the airspeed the nominal power can be increased.

Because of its low profile height they can easily be mounted at the back side of an VFC (Voltage Frequency Converter).

The Bi-Alpha is a simple construction where the resistor wire is wound on a mica substrate and insulated by mica sheets on both sides. This element is enclosed in a metal alloy housing made from aluminium and zinc. The Bi-Alpha resistors are a cost effective solution for small to medium power drive systems.

Connection leads are insulated with high temperature silicon, rated at 250°C. IP value for each size is IP50.

Construction

The resistors are designed as follows:

The resistor elements are wire wound on a mica substrate. This substrate is insulated by two mica sheets to assure the minimum voltage breakdown. The housing is made from aluminium zinc alloy with good thermal properties. The standard cables are 300 mm AWG 18 600V. We can supply cables in specified lengths and mounted with cable shoes or connectors as required.

Simulations

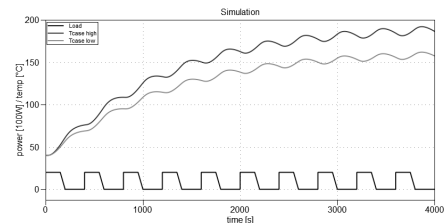
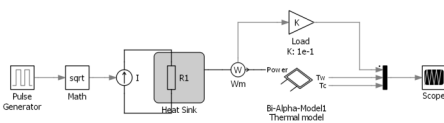
The start for each resistor selection is a power-time graph from your application. Danotherm is able to predict the temperature of the resistor by using sophisticated models.

Pulse load

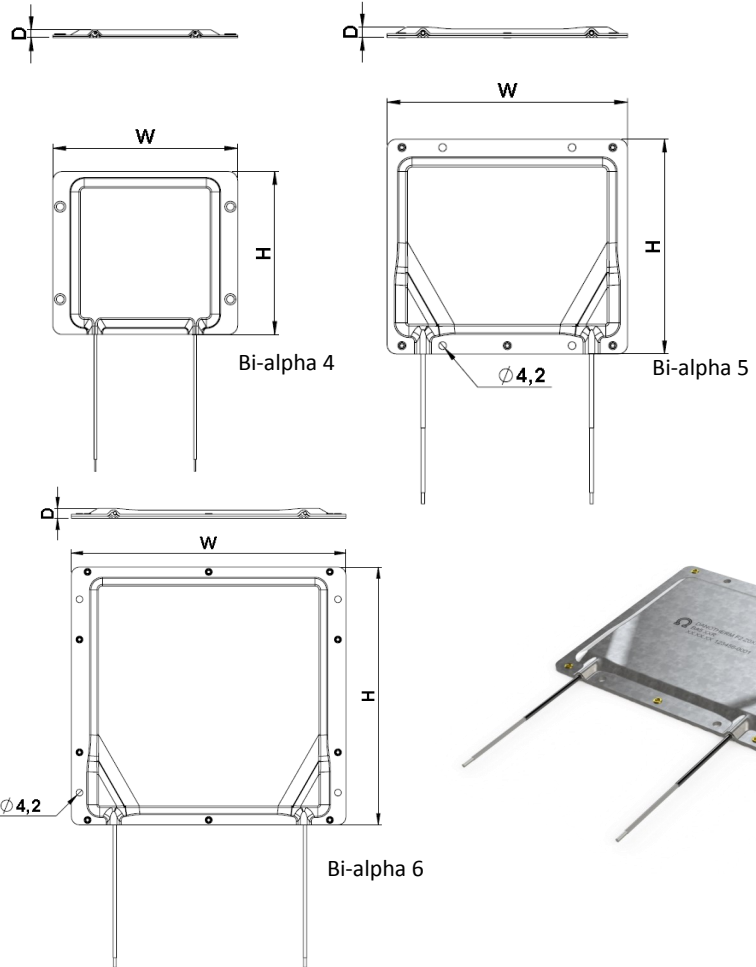
The ability to withstand pulse loads varies per resistor size, wire length and wire diameter. As such, it is impossible to create standard graphs that would apply for most customers applications.

At your request Danotherm performs the simulation for you based on your application.

The table shown is based on a resistor with a wire of 0.3mm. For different duty times the maximum power is noted with a repetition time of 120 seconds. The table is only valid for mentioned wire diameter. With each ohm value a different model and different pulse loads apply.



Type Bi-Alpha	P _N [W] @40°C air 2m/s	Surface temp. [°C] @40°C	Pulse load during x each 120 seconds [W] @ 40°C					R [Ω] standard ± 10% on request ± 5%
			1s (0.8%)	2s (1.7%)	5s (4.1%)	10s (8.3%)	40s (33%)	
size 4	45	250	950	500	230	140	75	6 - 600
size 5	100	250	2500	1400	700	480	260	40 - 1500
size 6	175	250	4600	2500	1200	760	460	20 - 2500
General specifications								
Temperature Coefficient:			< ± 100 ppm					
Dielectric strength		standard	2500 VAC @ 1 minute					
Working voltage		standard	600 VAC / 850 VDC					
Insulation Resistance:			> 20 MΩ					
Overload:@ 1 sec pulse / hour			20 - 25 x (depending on resistance)					
Overload:@ 5 sec pulse / hour			5 - 7 x (depending on resistance)					
Cooling:			air 2m/s					
Environmental:			- 40 °C - 90 °C					
De-rating:			Linear: 40 °C = P _n to 70 °C = 0,65 * P _n					



Bi-Alpha	W	H	D	weight
	[mm]			[g]
size 4	100	88	4,3	94
size 5	130	116	4,6	240
size 6	170	160	5,25	540