

Wärtsilä JOVYLOAD HWS/SPR

PRODUCT LEAFLET



For the steel-grid resistors of the Wärtsilä JOVYATLAS stainless steel sheets are die-cut in a meander shape. Various cutting patterns or slits enable the realisation of different and defined resistance values with equal size of elements. The resistor elements of Wärtsilä JOVYATLAS are available in the resistivity of 8,8 m ohm up to 6,2 ohm. A customer-specific design of continuous performance is possible.

OUTSTANDING IN QUALITY AND PRICE

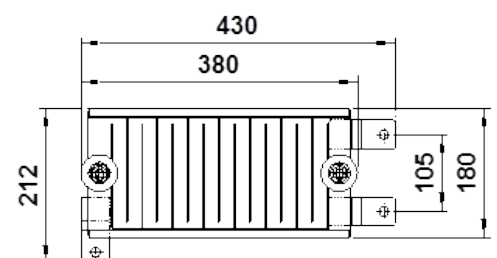
Steel-grid resistor elements of Wärtsilä JOVYATLAS are extraordinarily robust, heat-resistant as well as resilient and also provide an excellent price-performance ratio. We offer resistor elements of stainless steel or with a special chromium alloy. Both grid variants are strengthened on the side of the grids in order to ensure optimal mechanical resistance. The grids are grouped into resistor blocks via a M12 threaded rod and ceramic rollers. This structure offers a big surface assuring that power dissipation can be released into the surrounding area. By means of this technology great constant performance can be achieved. In order to realise different degrees of protection and good performance the resistor blocks are mounted into galvanized steel sheet housings. Depending on their type of application these housings are naturally ventilated or force ventilated.

DIFFERENT TYPES

We differentiate between steel-grid resistors of the type Wärtsilä JOVYLOAD HWS and the type Wärtsilä JOVYLOAD SPR. The continuous performance of the steel-grid resistors HWS is approx. 500 W. The parallel or serial connection of the individual resistor elements occurs via spacing rollers between the grids. For the steel-grid resistors of the SPR series stainless steel sheets are die-cut in a meander shape as well. Contrary to the HWS series, however, the dimensions of the resistor grids depend on customer-specified resistor values. The wiring of the individual resistor grids here occurs by screw fitting. As the steel-grid resistors of the type SPR are each produced to customers' specification the continuous performance of the individual grids of the type SPR differs. For these resistor series we also vary the thickness of the resistor material.

Tab.1 Technical data resistor elements

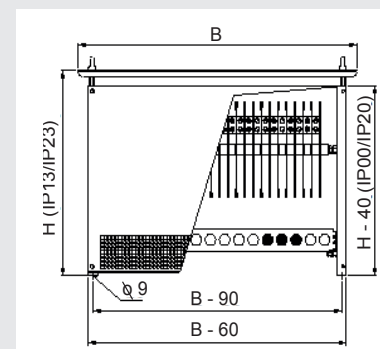
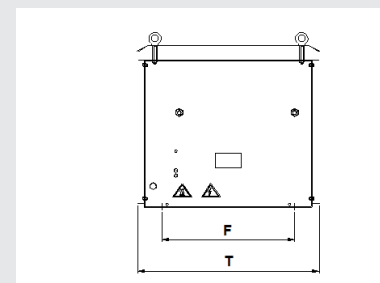
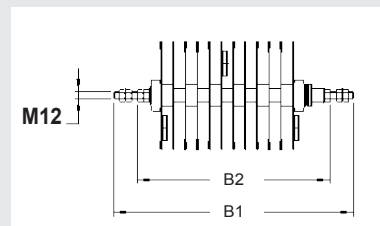
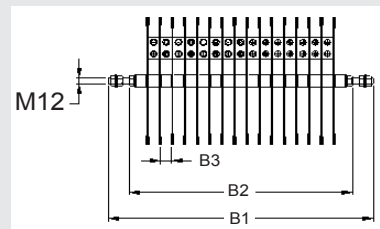
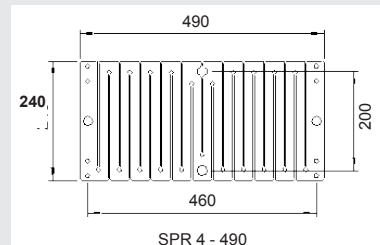
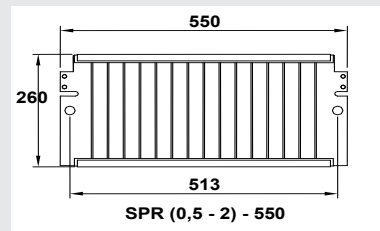
Resistor elements Type HWS	Steel grids	Stainless steel grids
Material	1.4724 (Cr/Al)	1.4301 (V2A)
Temperature coefficient	0,00025 1/°C	0,0009 1/°C
Power per grid (self ventilated)	500 W	500 W
Power per grid (forced ventilated)	1300 W	1300 W
Resistance value [Ω] at 20°C:	min 0,0088 max 5,60	min 0,0088 max 4,20



TYPE OVERVIEW

Resistor elements Type SPR Steel grids Stainless steel grids

Material	1.4016	1.4301 (V2A)
Temperature coefficient	0,0013 1/°C	0,0009 1/°C
Power per grid (self ventilated)	1200 W	1200 W
Power per grid (forced ventilated)	3600 W	3600 W
Resistor values [Ω] at 20°C:		
SPR 0,5 -550	min 0,098 max 12,8	min 0,0082 max 10,7
SPR 1-550	min 0,049 max 6,9	min 0,041 max 5,8
SPR 2-550	min 0,025 max 4,32	min 0,021 max 3,6
SPR 4-490	min 0,012 max 0,11	min 0,0097 max 0,084



Resistorblocks Type HWS

Termination	B1 [mm]	B2 [mm]	max number grids/blocks	Weight [kg]
E310 (Type HWS)	310	270	10	6,7
E520 (Type HWS)	510	470	20	13,3
E730 (Type HWS)	720	680	30	20,0
E309 (Type SPR)	330	258	9	11
E620 (Type SPR)	600	532	20	25
E828 (Type SPR)	800	732	28	35

Housing IP 23	max. number of grids	W x H x D [mm]	Weight [kg]
CM 13	10	390 x 460 x 520	15
CM 15	20	590 x 460 x 520	25
CM 17	30	800 x 460 x 520	35
CM 25	40	590 x 760 x 520	45
CM 27	60	800 x 760 x 520	65
CM 37	90	800 x 1060 x 520	95
CM 47	120	800 x 1360 x 520	125
CM 57	150	800 x 1660 x 520	155
CM 67	180	800 x 1960 x 520	185
CS 13	10	390 x 560 x 740	40
CS 15	20	590 x 560 x 740	70
CS 17	30	800 x 560 x 740	100
CS 25	40	590 x 910 x 740	125
CS 27	60	800 x 910 x 740	175
CS 37	90	800 x 1260 x 740	245
CS 47	120	800 x 1610 x 740	315
CS 57	150	800 x 1960 x 740	385
CS 67	180	800 x 2310 x 740	450

Type CM for steel grids HWS, foundation borehole (F): 380 mm

Type CS for steel grids SPR, foundation borehole (F): 600 mm

Material: steel grid zink-coated, powder-coating on request