



■ Operating Condition

- Size Range :
6A~80A (1/8"~3")
Max. Pressure : 10kg/cm² (150PSI)
Max. Rotation Speed :
6A~25A (1/8"~1") : 1000RPM
32A~40A (1 1/4"~1 1/2") : 700RPM
50A~80A (2"~3") : 500RPM
Max. Temperature : 100°C (210°F)
Media : Water, Air, Gas, Oil
* Avoid max. pressure at max. rpm operation

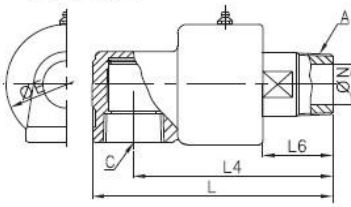
■ Features / 특징

- Enables High speed rotation at High pressure
- Low friction
- Stainless steel shaft and springs.
- Silicon-Carbide Sealing for KRS model
 - Extended running hours than KR model
 - Protection against media contamination by rust, scale, chips & other harmful abrasives.

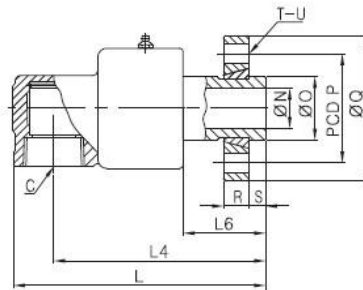
- 높은 압력하에서 회전저항이 낮고 고속회전이 가능합니다.
- 스테인레스 스틸로 된 Shaft, Spring 등으로 구성되어 내부식성이 탁월합니다.
- KRS 제품은 실리코카바이트 소재의 Seal로 구성되어 있으며 유체에 불순물이나 녹이 함유되어 있는 경우와 KR 제품보다 2배이상 긴 수명을 필요로 할 경우 KRS 제품을 사용하십시오.
- * 최고회전수 조건에서 최고압력 사용을 피하여 주십시오.

단식 [SINGLE]

KR2211
KR2212



KR2215



[unit : mm]

MODEL NO.		A	C	E	L	L4	L6	N	X	Wt
PT [RH]	PT [LH]	(PT)	(PT)							(kg)
KR2211-6A	KR2212-6A	1/8"	1/4"	40	78	67	23	5	14	0.5
KR2211-8A	KR2212-8A	1/4"	1/4"	40	78	67	23	5	14	0.5
KR2211-10A	KR2212-10A	3/8"	3/8"	40	93	76	26	9.5	17	0.4
KR2211-15A	KR2212-15A	1/2"	1/2"	51	114	96.5	35	13	21	0.65
KR2211-20A	KR2212-20A	3/4"	3/4"	56	122	101.5	38	17	26	0.83
KR2211-25A	KR2212-25A	1"	1"	66	131	108.5	38	22	30	1.2
KR2211-32A	KR2212-32A	1-1/4"	1-1/2"	88	173	138	46	30	46	2.7
KR2211-40A	KR2212-40A	1-1/2"	1-1/2"	88	173	138	46	35	46	2.6
KR2211-50A	KR2212-50A	2"	2"	106	206	168	58	48	60	5.0
KR2211-65A	KR2212-65A	2-1/2"	2-1/2"	127	240	191	64	60	75	9.0
KR2211-80A	KR2212-80A	3"	3"	145	278	224	75	70	89	14.5

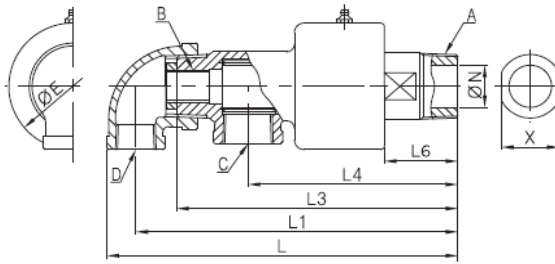
MODEL NO. FLANGE	C	E	L	L4	L6	N	O	P	Q	R	S	T	U	Wt
	(PT)													(kg)
KR2215-15A	1/2"	51	114	96.5	35	13	25	45	62	11	8	4	Ø9	0.9
KR2215-20A	3/4"	56	126	105.5	42	17	30	54	74	13	8	4	Ø11	1.2
KR2215-25A	1"	66	138	115.5	45	22	35	60	80	14	9	4	Ø11	1.6
KR2215-40A	1-1/2"	88	182	147	55	35	50	75	96	16	9	4	Ø11	3.2
KR2215-50A	2"	106	206	168	58	48	65	95	120	19	10	4	Ø14	5.8
KR2215-65A	2-1/2"	127	240	191	64	60	80	110	136	20	12	4	Ø14	10.8
KR2215-80A	3"	145	268	214	65	70	90	125	154	20	12	6	Ø14	15.0

※ KRS Model : Silicon Carbide Sealing

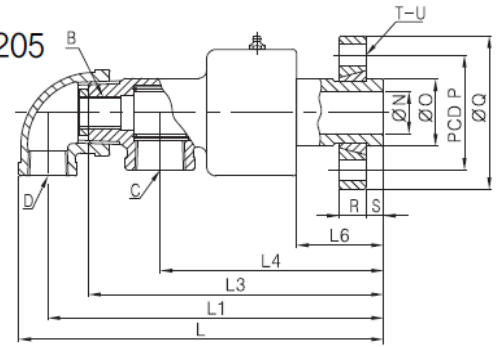
※ Also available thread connection : Metric , NPT , PF/UNF

복식 내관 고정 [DUPLIX | STATIONARY SYPHON]

KR2201
KR2202

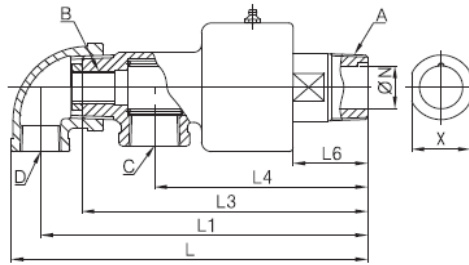


KR2205

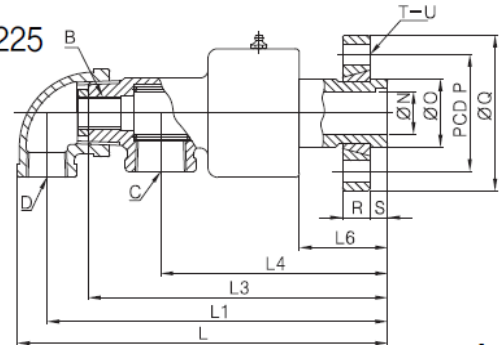


복식 내관 회전 [DUPLIX | ROTARY SYPHON]

KR2221
KR2222



KR2225



[unit : mm]

MODEL NO.		A	B	C	D	E	L	L1	L3	L4	L6	N	X	Wt
PT [RH]	PT [LH]	(PT)	(PF, Ø)	(PT)	(PT)									(kg)
KR2201-15A-6A	KR2202-15A-6A	1/2"	1/8"	1/2"	1/2"	51	162	147	129	96.5	35	13	21	0.8
KR2221-15A-Ø9	KR2222-15A-Ø9	1/2"	9	1/2"	1/2"	51	162	147	129	96.5	35	13	21	0.8
KR2201-20A-8A	KR2202-20A-8A	3/4"	1/4"	1/2"	1/2"	56	168	153	134	101.5	38	17	26	1
KR2221-20A-Ø9, Ø13	KR2222-20A-Ø9, Ø13	3/4"	9,13	1/2"	1/2"	56	168	153	134	101.5	38	17	26	1
KR2201-25A-10A	KR2202-25A-10A	1"	3/8"	3/4"	1/2"	66	182	166.5	145.5	108.5	38	22	30	1.5
KR2221-25A-Ø13, Ø16	KR2222-25A-Ø13, Ø16	1"	13,16	3/4"	1/2"	66	182	166.5	145.5	108.5	38	22	30	1.5
KR2201-32A-15A	KR2202-32A-15A	1-1/4"	1/2"	1"	3/4"	88	234	215	192	138	46	30	46	3.1
KR2221-32A-Ø20	KR2222-32A-Ø20	1-1/4"	20	1"	3/4"	88	234	215	192	138	46	30	46	3.1
KR2201-40A-20A	KR2202-40A-20A	1-1/2"	3/4"	1"	3/4"	88	234	215	192	138	46	35	46	3
KR2221-40A-Ø20, Ø26	KR2222-40A-Ø20, Ø26	1-1/2"	20,26	1"	3/4"	88	234	215	192	138	46	35	46	3
KR2201-50A-25A	KR2202-50A-25A	2"	1"	1-1/2"	1"	106	280	256	228	168	58	48	60	5.5
KR2221-50A-Ø26, Ø32	KR2222-50A-Ø26, Ø32	2"	26,32	1-1/2"	1"	106	280	256	228	168	58	48	60	5.5
KR2201-65A-32A	KR2202-65A-32A	2-1/2"	1-1/4"	2"	1-1/2"	127	336	306	271	194	64	60	75	10.4
KR2221-65A-Ø32, Ø40, Ø48	KR2222-65A-Ø32, Ø40, Ø48	2-1/2"	32,40,48	2"	1-1/2"	127	336	306	271	194	64	60	75	10.4
KR2201-80A-40A	KR2202-80A-40A	3"	1-1/2"	2"	1-1/2"	145	345	315	285	212	75	70	89	13
KR2221-80A-Ø48	KR2222-80A-Ø48	3"	48	2"	1-1/2"	145	345	315	285	212	75	70	89	13

MODEL NO.	B	C	D	E	L	L1	L3	L4	L6	N	O	P	Q	R	S	T	U	Wt
FLANGE	(PF, Ø)	(PT)	(PT)															(kg)
KR2205-15A-6A	1/8"	1/2"	1/2"	51	162	147	129	96.5	35	13	25	45	62	11	8	4	Ø9	1.1
KR2225-15A-Ø9	9	1/2"	1/2"	51	162	147	129	96.5	35	13	25	45	62	11	8	4	Ø9	1.1
KR2205-20A-8A	1/4"	1/2"	1/2"	56	172	157	138	105.5	42	17	30	54	74	13	8	4	Ø11	1.4
KR2225-20A-Ø9, Ø13	9,13	1/2"	1/2"	56	172	157	138	105.5	42	17	30	54	74	13	8	4	Ø11	1.4
KR2205-25A-10A	3/8"	3/4"	1/2"	66	189	173.5	152.5	115.5	45	22	35	60	80	14	9	4	Ø11	1.7
KR2225-25A-Ø13, Ø16	13,16	3/4"	1/2"	66	189	173.5	152.5	115.5	45	22	35	60	80	14	9	4	Ø11	1.7
KR2205-40A-20A	3/4"	1"	3/4"	88	243	224	201	147	55	35	50	75	96	16	9	4	Ø11	3.7
KR2225-40A-Ø20, Ø26	20,26	1"	3/4"	88	243	224	201	147	55	35	50	75	96	16	9	4	Ø11	3.7
KR2205-50A-25A	1"	1-1/2"	1"	106	280	256	228	168	58	48	65	95	120	19	10	4	Ø14	6.5
KR2225-50A-Ø26, Ø32	26,32	1-1/2"	1"	106	280	256	228	168	58	48	65	95	120	19	10	4	Ø14	6.5
KR2205-65A-32A	1-1/4"	2"	1-1/2"	127	336	306	271	194	64	60	80	110	136	20	12	4	Ø14	11.7
KR2225-65A-Ø32, Ø40, Ø48	32,40,48	2"	1-1/2"	127	336	306	271	194	64	60	80	110	136	20	12	4	Ø14	11.7
KR2205-80A-40A	1-1/2"	2"	1-1/2"	145	335	305	275	202	65	70	90	125	154	20	12	6	Ø14	13.6
KR2225-80A-Ø48	48	2"	1-1/2"	145	335	305	275	202	65	70	90	125	154	20	12	6	Ø14	13.6

※ KRS Model : Silicon Carbide Sealing

※ Also available thread connection : Metric , NPT , PF/UNF