




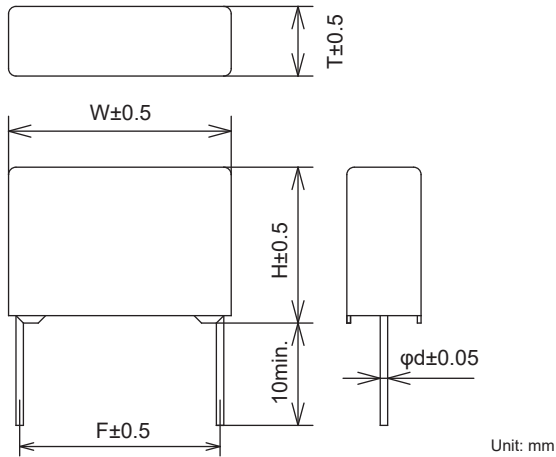
Features

- Smaller than AFC series.
- High withstand voltage (between line and case, 2500Vac - 60sec.)

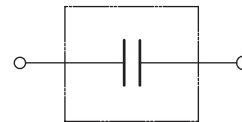
Applications

- Active filter circuit for electrical appliances. (PFC circuit)
- PFC circuit of electrical equipment
- Flat-TV, PC, LED lighting etc.

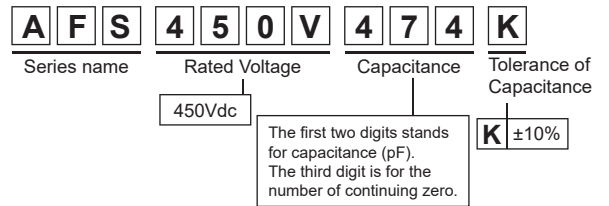
Dimensions



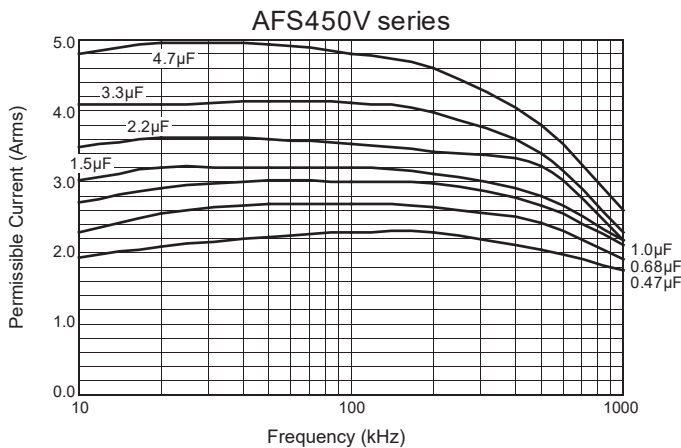
Circuit



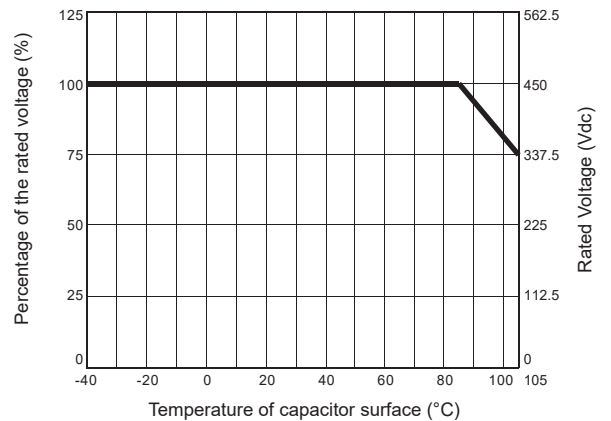
Model numbering system



Permissible current data



Voltage derating by temperature



Electrical Specifications

Rated Voltage	Model Number	Capacitance µF±10%	Dimensions (mm)					Dissipation Factor	Test Voltage	Insulation Resistance
			W	H	T	F	φ d			
450Vdc	AFS450V474K	0.47	17.5	13.5	5.5	15.0	0.8	0.002max. (at 1kHz)	Rated Voltage ×1.5Vdc (2~5sec)	7,500Ω·Fmin. (at 20°C 100Vdc)
	AFS450V684K	0.68	17.5	14.5	6.5	15.0	0.8			
	AFS450V105K	1.0	17.5	16.0	7.5	15.0	0.8			
	AFS450V155K	1.5	17.5	17.5	9.5	15.0	0.8			
	AFS450V225K	2.2	25.5	17.5	9.5	22.5	0.8			
	AFS450V335K	3.3	25.5	20.5	11.0	22.5	0.8			
	AFS450V475K	4.7	25.5	22.5	13.5	22.5	0.8			

It is possible to use from more than 85°C to 105°C by derating of rated voltage.

Operating Temperature: -40~+105°C