



**Features**

- Broad use in industrial applications
- External mounting tab
- 1/2 watt non-inductive, high pulse resistor
- Three phase delta connection (3 CRE)

**Applications**

- Automatic machines and industrial machinery

• **Model numbering system**


Supported number	Series name	Capacitance	Resistance
None	1 Phase	10 0.1μF	201 200Ω
3	3 Phase	20 0.2μF	151 150Ω
		30 0.3μF	680 68Ω
		50 0.5μF	500 50Ω

The combination of Resistance and Capacitance is shown in following chart.



Safety Standard		File No.*
UL	:UL60384-14	E47474
VDE	:IEC/EN 60384-14	128527

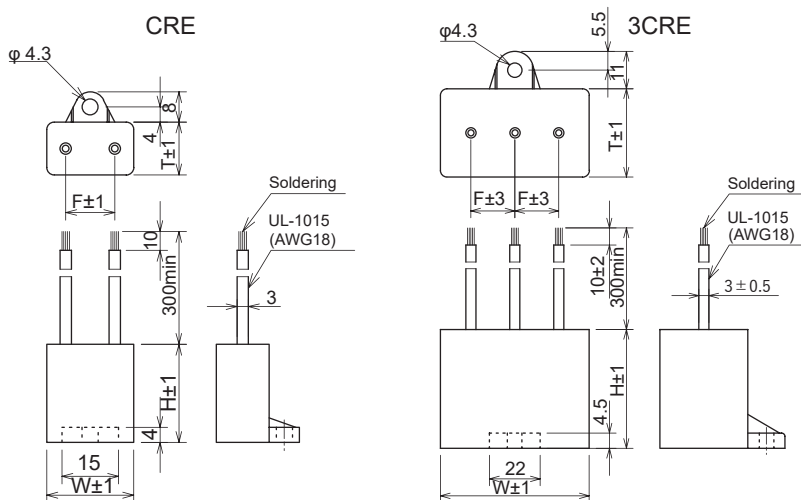
\*File No. may be revised without notice. Please contact us at the time of your request for certifications.



CRE

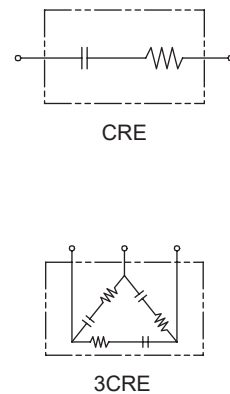
3CRE

• **Dimensions**



Unit: mm

• **Circuit**



**Electrical Specifications**

Rated Voltage **250Vac**

Safety Standard	Class	Model Number	Capacitance μF±20%	Resistance Ω±30%	Dimensions				Pulse condition (max.)				Peak Pulse Voltage	Test Voltage	Insulation Resistance
					W	H	T	F	Peak to peak	Pulse width	Repetitive frequency	Pulse width (sec) x Frequency(Hz)			
	X2	CRE-10201	0.1	200(1/2W)	23	26	14	13	700V	50msec.	360Hz.	800V max.	Line to Line 625Vac 50/60Hz 60sec Line to Case 2,000Vac 50/60Hz 60sec	Line to Line 10,000MΩ min. Line to Case 100,000MΩmin. (at 500Vdc)	
		CRE-20151	0.2	150(1/2W)											
		CRE-30680	0.3	68(1/2W)											
		CRE-50500	0.5	50(1/2W)											
		3CRE-30680*	0.3/1 phase	68 (1/2W) /1 phase	44	35	26	15		70msec.					
		3CRE-50500	0.5/1 phase	50 (1/2W) /1 phase											

\* 3CRE-30680 is not UL approved.

Operating Temperature: -40~+85°C