


## Drive Technology

EBE specializes in drive technology for price-sensitive markets.

Under the motto „sensors and motion“ EBE has developed highly integrated combinations of drive engineering and sensor technology. Wherever an intelligent electronic function is required EBE's electromotive or electromagnetic drive systems should be your first choice!

Customized solutions for your specific application meeting both functional as well as challenging cost target requirements.



Our enthusiasm for engineering and our constant strive to improve our technologies have helped us to develop product solutions for our customers and maintain a competitive edge. We are glad to offer you our expert advice.

**EBE**  
sensors and motion

A member of the  
**EBE GROUP**  
we create solutions

### Contact:

EBE Elektro-Bau-Elemente GmbH  
Sales  
Sielminger Strasse 63  
70771 Leinfelden-Echterdingen  
phone: +49 711 79986-0  
fax: +49 711 79986-250  
e-mail: [vertrieb@ebe-gmbh.de](mailto:vertrieb@ebe-gmbh.de)  
[www.ebe-gmbh.de](http://www.ebe-gmbh.de)

elektromotive  
and  
electromagnetic  
drive technology

**EBE**  
sensors and motion

Drive Technology



## Application specific Electromotive Drives

There is a definite move towards drive technology – for example to aid the opening of appliance doors in the next generation of white goods.

EBE provides competent electromotive and electromagnetic drive technology as well as sensor-technologies. Depending on your application requirements we select an optimum drive system and if necessary, combine appropriate sensors.

There are capacitive and inductive sensor principles available as part of a modular strategy. The resulting actuator/sensor-combination optimally utilizes available space and secures considerable cost advantages by integrating the sensors on the circuit board. Application specific solutions of this kind provide a unique selling point which our customers in „white goods“ market can benefit from.

The design of the drives has an optimal cost-benefit ratio enabling systems previously inconceivable.

## Application Door Opening Module

The door opening control concept of a dish washer is triggered off by the user applying slight pressure to the door.

A high resolution inductive position sensor recognizes the opening request by registering the (minimum) door movement.

Performance data of module:

- Measuring range of position sensor: 8 mm
- Resolution of position sensor: 1µm
- Movement range of motor: 10 mm
- Force: >100 N
- Speed: >10 mm/sec.
- Power consumption: max 300 mA at 12 V


## Electromagnetic Drives

EBE develops and manufactures high-performance electromagnets satisfying the highest quality standards. Applications are found in various fields – industry, automation as well as medical and automotive industries.


Lifting and pulling solenoids, flapper solenoids, permanent and turning solenoids, AC solenoids and bi-stable solenoids as well as magnetic valves both open and closed designs are the interfaces between electronics and mechanics.

Whether regulating, locking or fixing, if safety, precision, flexibility and robustness are pre-requisites - we have the right solenoid.

Together with our customers we develop an optimal solution of the highest quality. Our solenoids have earned their good reputation because they fulfill their expectations.



Door opening module  
for dishwashers



Actuating solenoid  
for tumble-dryers