




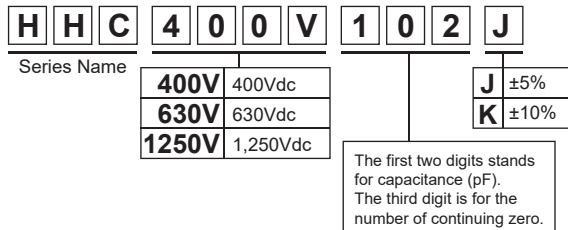
Features

- Compact size and resin case
- Best for high frequency and high current



Applications

- High frequency circuit, high voltage resonant circuit, snubber circuit and protection of semiconductors such as IGBT, IPM and MOSFET.

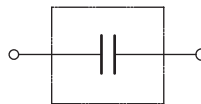
- Model numbering system



• **Dimensions**



• **Circuit**



Unit: mm

Electrical Specifications

Rated Voltage	Model Number	Capacitance μF	Dimensions (mm)					Dissipation Factor	Test Voltage	Insulation Resistance
			W	H	T	F	φ d			
400Vdc	HHC400V333□	0.033	17.0	12.0	5.0	15.0	0.8	0.001max. (at 1kHz)	Rated Voltage ×1.75Vdc (2~5sec)	50,000MΩmin. (at 20°C, 100Vdc)
	HHC400V393□	0.039	17.0	13.5	6.5	15.0	0.8			
	HHC400V473□	0.047	17.0	13.5	6.5	15.0	0.8			
	HHC400V563□	0.056	17.0	15.0	8.0	15.0	0.8			
	HHC400V683□	0.068	17.0	15.0	8.0	15.0	0.8			
	HHC400V823□	0.082	25.0	16.0	6.5	22.5	0.8			
	HHC400V104□	0.1	25.0	16.0	6.5	22.5	0.8			
	HHC400V124□	0.12	25.0	17.5	8.0	22.5	0.8			
	HHC400V154□	0.15	25.0	17.5	8.0	22.5	0.8			
	HHC400V184□	0.18	25.0	19.5	10.0	22.5	0.8			
HHC400V224□	0.22	25.0	19.5	10.0	22.5	0.8				
630Vdc	HHC630V103□	0.01	17.0	12.0	5.0	15.0	0.8			
	HHC630V123□	0.012	17.0	12.5	5.5	15.0	0.8			
	HHC630V153□	0.015	17.0	12.5	5.5	15.0	0.8			
	HHC630V183□	0.018	17.0	12.5	5.5	15.0	0.8			
	HHC630V223□	0.022	17.0	12.5	5.5	15.0	0.8			
	HHC630V273□	0.027	17.0	13.5	6.5	15.0	0.8			
	HHC630V333□	0.033	17.0	15.0	8.0	15.0	0.8			
	HHC630V393□	0.039	17.0	15.0	8.0	15.0	0.8			
	HHC630V473□	0.047	17.0	15.0	8.0	15.0	0.8			
	HHC630V563□	0.056	25.0	16.0	6.5	22.5	0.8			
	HHC630V683□	0.068	25.0	16.0	6.5	22.5	0.8			
	HHC630V823□	0.082	25.0	17.5	8.0	22.5	0.8			
	HHC630V104□	0.1	25.0	17.5	8.0	22.5	0.8			
	HHC630V124□	0.12	25.0	19.5	10.0	22.5	0.8			
HHC630V154□	0.15	25.0	19.5	10.0	22.5	0.8				
HHC630V184□	0.18	25.0	19.5	10.0	22.5	0.8				
HHC630V224□	0.22	25.0	19.5	10.0	22.5	0.8				
1250Vdc	HHC1250V102□	0.001	17.0	12.0	5.0	15.0	0.8			
	HHC1250V122□	0.0012	17.0	12.0	5.0	15.0	0.8			
	HHC1250V152□	0.0015	17.0	12.0	5.0	15.0	0.8			
	HHC1250V182□	0.0018	17.0	12.0	5.0	15.0	0.8			
	HHC1250V222□	0.0022	17.0	12.0	5.0	15.0	0.8			
	HHC1250V272□	0.0027	17.0	12.5	5.5	15.0	0.8			
	HHC1250V332□	0.0033	17.0	12.5	5.5	15.0	0.8			

□:J=Tolerance of Capacitance ±5%, K=Tolerance of Capacitance ±10%

Operating Temperature: -40~+105°C



Electrical Specifications

Rated Voltage	Model Number	Capacitance μF	Dimensions (mm)					Dissipation Factor	Test Voltage	Insulation Resistance
			W	H	T	F	ϕd			
1250Vdc	HHC1250V392□	0.0039	17.0	12.5	5.5	15.0	0.8	0.001max. (at 1kHz)	Rated Voltage $\times 1.75\text{Vdc}$ (2~5sec)	50,000M Ω min. (at 20°C, 100Vdc)
	HHC1250V472□	0.0047	17.0	12.5	5.5	15.0	0.8			
	HHC1250V562□	0.0056	17.0	13.5	6.5	15.0	0.8			
	HHC1250V682□	0.0068	17.0	13.5	6.5	15.0	0.8			
	HHC1250V822□	0.0082	17.0	15.0	8.0	15.0	0.8			
	HHC1250V103□	0.01	17.0	15.0	8.0	15.0	0.8			
	HHC1250V123□	0.012	25.0	16.0	6.5	22.5	0.8			
	HHC1250V153□	0.015	25.0	16.0	6.5	22.5	0.8			
	HHC1250V183□	0.018	25.0	17.5	8.0	22.5	0.8			
	HHC1250V223□	0.022	25.0	17.5	8.0	22.5	0.8			
	HHC1250V273□	0.027	25.0	19.5	10.0	22.5	0.8			
HHC1250V333□	0.033	25.0	19.5	10.0	22.5	0.8				

□:J=Tolerance of Capacitance $\pm 5\%$, K=Tolerance of Capacitance $\pm 10\%$

Operating Temperature: $-40\sim+105^\circ\text{C}$

● **Permissible current data**

The representative capacity value's permissible current characteristics per rated voltage is shown below.
Please ask a sales representative for capacitance data not shown below.

