




Features

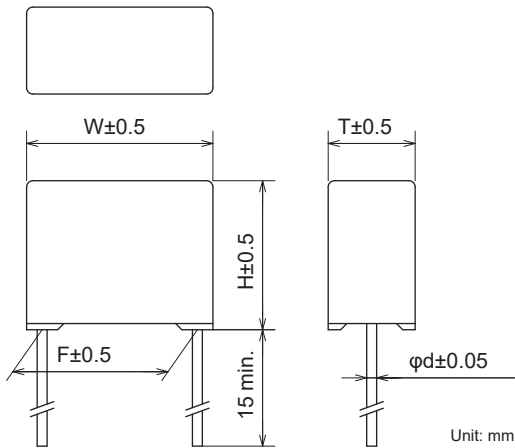
- Space-saving
- High permissible current
- Low buzzing
- High reliability for proprietary-structure
- 2 kinds of lead pitch (10mm pitch • 12.5mm pitch)
*0.01μF to 0.033μF
- Adopting for box type of casing,
 - High withstand voltage between line and case (2500Vac / 1min)
 - Stabile design for mounting on a board

Applications

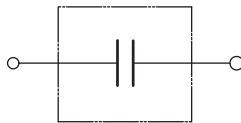
- Resonance circuit in power supply for a Flat panel TV and a Printer etc.



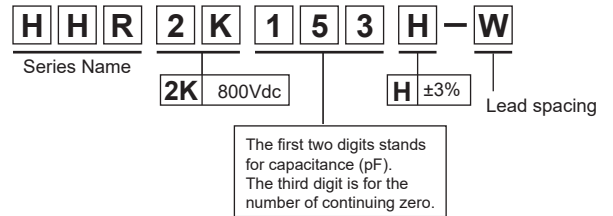
Dimensions



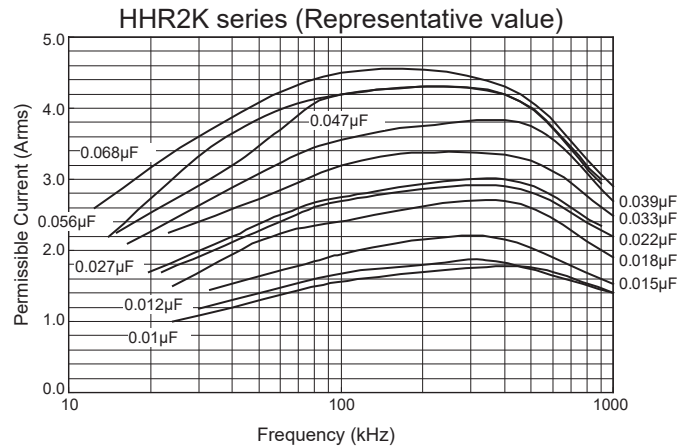
Circuit



Model numbering system



Permissible current data



Electrical Specifications

Rated Voltage	Model Number	Capacitance μF±3%	Dimensions (mm)					Dissipation Factor	Test Voltage	Insulation Resistance		
			W	H	T	F	φ d					
800Vdc	HHR2K103H (-W)	0.010	12.0 (14.5)*	11.5	5.5	10.0 (12.5)*	0.6	0.001max. (at 10kHz)	Line to Line 1,400Vdc 2~5sec.	Line to Line 50,000MΩ (100Vdc)		
	HHR2K123H (-W)	0.012		12.0	6.5							
	HHR2K153H (-W)	0.015		12.0	6.5							
	HHR2K183H (-W)	0.018	12.5 (15.0)*	13.0	7.5	10.0	0.8				Terminal to Case 2,400Vdc 60sec.	Terminal to Case 100,000MΩ (100Vdc)
	HHR2K223H (-W)	0.022		14.0	8.5							
	HHR2K273H (-W)	0.027		14.0	8.5							
	HHR2K333H (-W)	0.033	12.5	15.5	10.0	10.0						
	HHR2K393H	0.039		15.5	10.0							
	HHR2K473H	0.047		15.5	10.0							
	HHR2K563H	0.056		19.5	10.5							
	HHR2K683H	0.068		19.5	10.5							

(W) means the lead wire pitch is 12.5mm or the lead spacing is 12.5mm

Operating Temperature: -40~+105°C