



# Replacement Parts Catalog

**Hot Melt Adhesive Dispensing Equipment**

*2018 Edition*



Nordson Corporation welcomes requests for information, comments, and inquiries about its products. General information about Nordson can be found on the Internet using the following address: <http://www.nordson.com>.

Address all correspondence to:

Nordson Corporation  
Attn: Customer Service  
11475 Lakefield Drive  
Duluth, GA 30097

## Notice

This is a Nordson Corporation publication which is protected by copyright. Original copyright date 2003.

No part of this document may be photocopied, reproduced, or translated to another language without the prior written consent of Nordson Corporation. The information contained in this publication is subject to change without notice.

## Trademarks

Allegro, Apogee, Artiste, Asymtek, Automove, Avex, BaitGun, BKG, Blue Box, BM-32, BM-58, BM-63, Bowtie, Build-A-Part, CF, Century, CleanSleeve, CleanSpray, Color-on-Demand, ColorMax, Conexis, Connections to Life, Contour, Control Coat, Coolwave, Cross-Cut, CrystallCut, Dage, Dima, DispenseJet, DispenseMate, DuraBlue, DuraDrum, DuraPail, e.dot, e-stylized, Easymelt, Ecodry, Econo-Coat, EDI, EFD, Eliminator, Encore, Equatherm, Excel 2000, Fibrijet, Fluidmove, FoamMelt, FoamMelt - stylized, FoamMix, Freedom, Fulfill, HDLV, Heli-flow, iControl, iDry, iFlow, IntelliJet, Isocore, Iso-Flo, iTrax, KISS, Lean Cell, LogiComm, March, Matrix, MatriX, Maverick, Measuring the Invisible, MEG, Meltex, MicroCoat, MicroMark, Micromedics, Micro-Meter, Microshot, Millennium, MiniBlue, Mini Squirt, NexJet, No-Drip, Nordson, Nordson - stylized, Nordson and Arc, OptiMix, Optima, Optimum, Package of Values, Paragon, PermaFlo, PICO, Plasmod, Poly-Check, Polymer Solution Casting, Porous Coat, Posi-Dose, PowderGrid, Precisecoat, PrintPlus, ProBlue, ProBlue Liberty, Prodigy, Pro-Flo, Program-A-Bead, Program-A-Shot, Program-A-Stream, Program-A-Swirl, Pro-Meter, Pulsar, Quantum, Ratio-Pak, RBX, RediSet, Rhino, Saturn, Saturn with Rings, Scoreguard, Sealant Equipment & Engineering, Inc., SEE (and design), See-Flo, Select Charge, Select Coat, Select Cure, Servo-Flo, Shot-A-Matic, Signature - stylized, Slautterback, Smart-Coat, Smart-Gun, SolderPlus, Spectrum, Speed-Coat, StediFlo, Stratablend, SureBead, Sure Coat, SureWrap, Tip-Seal, TRAK, Tribomatic, Trilogy, TrueBlue, TrueCoat, Turbo, Ultra, u-TAH, Value Plastics, Vantage, Vention Medical, Vention Medical Advancing Your Innovations For Health, VersaBlue, Versa-Coat, VersaDrum, VersaPail, Versa-Spray, VP stylized, When you expect more., X-Plane, Xaloy, Xaloy - stylized, YesTech, and 2 Rings (design) are registered trademarks of Nordson Corporation.

Accubar, Active Nozzle, Advanced Plasma Systems, AeroDeck, AeroWash, AirShield, AltaBlue, AltaSlot, Alta Spray, ATS, Auto-Flo, Autoflex, AutoScan, Axiom, Best Choice, Better Dispensing, Blue Series, Bravura, CanPro, Champion, Check Mate, Classic IX, ClassicBlue, Clean Coat, Cobalt, Concert, ContourCoat, Control Weave, Controlled Fiberization, CPX, cScan+, cSelect, Cyclo-Kinetic, Dial-A-Dose, DispensLink, Dry Cure, DuraBraid, DuraCoat, DuraPUR, e.dot+, Emerald, E-Nordson, Easy Clean, EasyOn, EasyPW, Eclipse, EcoBead, EdgeControl, Equalizer, Equi=Bead, FillEasy, Fill Sentry, FlexSeam, Flow Coat, FluxPlus, G-Net, G-Site, Genius, Get Green With Blue, Horizon, Inspire, iON, Iso-Flex, iTrend, Lacquer Cure, LightTite, Maxima, Mesa, MicroFin, MicroMax, Mikros, MiniEdge, Minimater, MiniPUR, Multifill, MultiScan, Myritex, Nano, OmniScan, OptiStroke, Optix, Partnership+Plus, PatternJet, PCI, PharmaLok, PicoDot, Pinnacle, PowderPilot, Powder Port, Powercure, Process Sentry, Pulse Spray, PURBlue, PReOne, PURJet, Qadence, Ready Coat, RediCoat, RollVIA, Royal Blue, SelectSeries, Sensomatic, Shaftshield, SheetAire, Smart, Smartfil, SolidBlue, Spectral, SpeedKing, Spray Works, StediTherm, StrokeControl, Summit, SureFoam, Sure Mix, SureSeal, Swirl Coat, TAH, Trade Plus, ThruCoat, ThruCure, ThruWave, Trio, TruFlow, Ultraflex, Ultrasaver, Ultrasmart, Unity, UNITYMotion, Universal, Ultra FoamMix, UltraMax, ValueMate, VarioCoat, Versa, VersaPUR, Vista, VP Quick Fit, VP Quick-Fit stylized, Web Cure, 781Mini, and 787Mini are trademarks of Nordson Corporation.

DeviceNet is a trademark of Open DeviceNet Vendors Association, Inc.  
Microsoft and Windows are registered trademarks of Microsoft Corporation.  
PROFIBUS and PROFINET are registered trademarks of PROFIBUS & PROFINET International.

**Designations and trademarks stated in this document may be brands that, when used by third parties for their own purposes, could lead to violation of the owners' rights.**

# Table of Contents

## Melters

### ATS Retrofit Kit

<b>External Flow Measuring and Process Control Device</b> . . . . .	<b>1</b>
Description . . . . .	1
Replacement Parts and Kits . . . . .	2
ATS Control Box . . . . .	2
ATS Retrofit Manifold . . . . .	2

### Freedom™ Hot Melt Dispensing System

Description . . . . .	3
Melter Replacement Parts and Kits . . . . .	4
Cover . . . . .	4
Pump and Manifold . . . . .	4
Control System . . . . .	4
Electrical . . . . .	4
Fill System Replacement Parts and Kits . . . . .	4
Pneumatic . . . . .	4
Adhesive Transfer Hoses . . . . .	4
Standard Transfer Hose Solenoid Harnesses . . . . .	4
Quick-Disconnect Transfer Hose Solenoid Harnesses . . . . .	4
Adhesive Storage Bin . . . . .	5
Applicator Solenoid Valve-to-Melter Cables . . . . .	5

### ProBlue Liberty™ Hot Melt Dispensing System

<b>Integrated Tankless Melter and Fill System</b> . . . . .	<b>7</b>
Description . . . . .	7
Melter Replacement Parts and Kits . . . . .	8
Melter and Lid . . . . .	8
Pump, Manifold, and Grid/Hopper . . . . .	8
Electrical . . . . .	8
Basic Spare Parts Kit . . . . .	8
Expanded Spare Parts Kits . . . . .	9
Fill System Replacement Parts and Kits . . . . .	9
Adhesive Transfer Hoses . . . . .	9
Standard Transfer Hose Solenoid Harnesses . . . . .	9
Quick-Disconnect Transfer Hose Solenoid Harnesses . . . . .	9
Adhesive Storage Bin . . . . .	9

### ProBlue Liberty™ ATS

<b>Integrated Tankless Melter and Fill System with Adhesive Process Control</b> . . . . .	<b>11</b>
Description . . . . .	11
Replacement Parts and Kits . . . . .	12
ATS Control Box . . . . .	12
ATS Manifold . . . . .	12
Other Service Kits . . . . .	12

# Table of Contents

## ProBlue® Series Melters

<b>Models 4, 7, and 10 . . . . .</b>	<b>.13</b>
Description . . . . .	.13
Replacement Parts and Kits . . . . .	.14
Tank, Pump, and Manifold . . . . .	.14
Standard 15:1 Pump . . . . .	.15
6:1 Pump . . . . .	.16
Transformer Assembly . . . . .	.17
Electrical Enclosure. . . . .	.17
Service Kits . . . . .	.18
Level Switch . . . . .	.18
Vent Guard (P10) . . . . .	.18
Heater Block . . . . .	.18
Basic Spare Parts . . . . .	.18
Expanded Spare Parts . . . . .	.18
Optional Accessories . . . . .	.18

## ProBlue® Series Melters

<b>Models 15/30/50 Large Capacity. . . . .</b>	<b>.19</b>
Description . . . . .	.19
Replacement Parts . . . . .	.20
Pump and Manifold . . . . .	.20
Standard Output Double-Acting 15:1 Pump . . . . .	.21
High Output Double-Acting 16:1 Pump . . . . .	.22
Single-Acting 12:1 Pump. . . . .	.23
Service Kits . . . . .	.24
Electrical Enclosure. . . . .	.24
Level Switch . . . . .	.24
Thermostat. . . . .	.24
Lid Replacement . . . . .	.24
Door and Cover Replacement . . . . .	.25
Tank Replacement . . . . .	.25
RTD . . . . .	.25
400/480V Fuse. . . . .	.25
Optional Accessories. . . . .	.25

## ProBlue™ ATS

<b>4, 7, and 10 Liter Melters with Adhesive Process Control . . . . .</b>	<b>.27</b>
Description . . . . .	.27
Replacement Parts and Kits . . . . .	.28
ATS Control Box . . . . .	.28
ATS Manifold. . . . .	.28
Other Service Kits . . . . .	.28



**AltaBlue™ Touch Series Melters**

<b>Models 15, 30, 50, and 100</b> . . . . .	<b>.29</b>
Description . . . . .	.29
Replacement Parts and Kits . . . . .	.30
Low Level Indictors. . . . .	.30
Line Speed Signal Generator. . . . .	.30
Optional Fittings . . . . .	.30
Heater Service Kits. . . . .	.31
Lids . . . . .	.31
Insulation Service Kits . . . . .	.31
Transducer Service Kits . . . . .	.31
Flow and Pressure Control Kits. . . . .	.31
Cables . . . . .	.31
Pumps . . . . .	.31
Pump Change Kits . . . . .	.31
Electrical . . . . .	.32
Heaters . . . . .	.33
Miscellaneous Parts . . . . .	.34
Other Service Kits . . . . .	.34

**AltaBlue™ TT Series Melters**

<b>Models A4, A10, and A16</b> . . . . .	<b>.35</b>
Description . . . . .	.35
AltaBlue TT Melters . . . . .	.36
Model A4. . . . .	.36
Model A10 . . . . .	.36
Model A16 . . . . .	.36
Electrical Replacement Parts and Kits . . . . .	.37
Printed Circuit Assemblies (PCAs) . . . . .	.37
Motor Controller . . . . .	.37
Harnesses/Cables . . . . .	.37
Temperature Control . . . . .	.37
Heaters . . . . .	.37
Mechanical Replacement Parts and Kits . . . . .	.38
Drive Assembly. . . . .	.38
Manifold . . . . .	.38
Pressure Control Valve (PCV) . . . . .	.38
Filter . . . . .	.38
Motor . . . . .	.38
Coupling . . . . .	.39
Pump . . . . .	.39
Pump Seal . . . . .	.39
Tank Strainer . . . . .	.39
Tank Screen . . . . .	.39
Accessories . . . . .	.40
Flow/Pressure Control and Pressure Indication . . . . .	.40
Expansion and Control . . . . .	.40
Level Detect . . . . .	.40
General Melter Accessories . . . . .	.40

# Table of Contents

## AltaBlue™ Series Melters

<b>Models 15, 30, 50, and 100</b> . . . . .	<b>.41</b>
Description . . . . .	.41
Mechanical Replacement Parts and Kits . . . . .	.42
Single-Stream Gear Pumps . . . . .	.42
Single-Stream Pump Rear O-Ring . . . . .	.42
Single-Stream Variseal Pump Seal (Except SN1710) . . . . .	.42
Single-Stream Variseal Pump Seal (SN1710 Pump Only) . . . . .	.42
Single-Stream Pump Changeover Kits . . . . .	.43
Dual-Stream Gear Pumps . . . . .	.43
Dual-Stream Pump Seal . . . . .	.43
Coupling . . . . .	.43
Safety and Circulation Control Valves . . . . .	.43
Melter Lids . . . . .	.43
Manifold-to-Reservoir O-Rings . . . . .	.43
Hopper Insulation . . . . .	.43
Hopper Cordstock and Gasket . . . . .	.43
Electrical Replacement Parts and Kits . . . . .	.44
Main Contactor, Circuit Breakers, and RTDs . . . . .	.44
Heaters . . . . .	.45
Circuit Boards . . . . .	.45
Miscellaneous Electrical Parts . . . . .	.45
Optional Accessories . . . . .	.45
Expansion and Control Kits . . . . .	.45
Pressure Indication . . . . .	.45
Low Level Indication . . . . .	.45
Pneumatic Pressure Control Valve . . . . .	.45
Line Speed Signal Generator . . . . .	.45
Optional Accessories ( <i>contd.</i> ) . . . . .	.46
Manifold Hose Fittings . . . . .	.46

## DuraBlue® Series Melters

<b>Models 4, 10, and 16 Liter</b> . . . . .	<b>.47</b>
Description . . . . .	.47
System Components . . . . .	.48
DuraBlue L Series Melters . . . . .	.48
DuraBlue 4L Systems . . . . .	.49
DuraBlue Hand-Held Applicator/Hose Assemblies and Manifold-Mount Guns . . . . .	.49
Electrical Replacement Parts and Kits . . . . .	.50
Control Panels . . . . .	.50
Printed Circuit Assemblies . . . . .	.50
Harnesses/Cables . . . . .	.50
Temperature Control . . . . .	.50
Heaters . . . . .	.51
Mechanical Replacement Parts and Kits . . . . .	.51
Drive Assembly . . . . .	.51
Motor . . . . .	.51
Coupling . . . . .	.51
Pump . . . . .	.52
Manifold . . . . .	.52
Pressure Control Valve (PCV) . . . . .	.52
Filter . . . . .	.52
Tank Screen . . . . .	.53
Accessories . . . . .	.53
Flow/Pressure Control and Pressure Indication . . . . .	.53
Expansion and Control . . . . .	.53
D10/D16 Fulfill Retrofit . . . . .	.53
Level Detect . . . . .	.54
General Melter Accessories . . . . .	.54
Melter Documentation . . . . .	.54

**DuraBlue® Large Capacity Adhesive Melters**

<b>Models D25, D25H, D50, D100</b> . . . . .	<b>.55</b>
Description . . . . .	.55
DuraBlue Large Capacity Adhesive Melter Part Numbers . . . . .	.56
Replacement Parts and Kits . . . . .	.57
Control Panels . . . . .	.57
Printed Circuit Assemblies . . . . .	.57
Temperature Control Kits . . . . .	.57
Motor Kits . . . . .	.57
Coupling Kits . . . . .	.57
Filter Kits . . . . .	.57
Pump Kits . . . . .	.57
Bypass Plate Kits . . . . .	.57
Manifold Kits . . . . .	.57
PCV Kits . . . . .	.57
Accessories . . . . .	.58
Flow/Pressure Control and Pressure Indicators . . . . .	.58
Expansion and Control Kits . . . . .	.58
General Melter Accessory Kits . . . . .	.58
Hydraulic Manifold Fittings . . . . .	.58
Documentation . . . . .	.58

**VersaBlue® Adhesive Melters**

Description . . . . .	.59
Replacement Parts and Kits for VersaBlue Melters . . . . .	.60
Filter Service Kits . . . . .	.60
Manifold Service Kits . . . . .	.60
Hose Fittings . . . . .	.60
Temperature Control Kits . . . . .	.60
PVC Kits . . . . .	.61
Gear Pumps . . . . .	.61
Pump Service Kits . . . . .	.61
Casters . . . . .	.61
Light Tower . . . . .	.61
Interface Connectors . . . . .	.61
Pellet Feed Kits . . . . .	.61
Inert Gas Kit . . . . .	.61
Melter Documentation . . . . .	.61

**VersaBlue® N Adhesive Melters**

Description . . . . .	.63
Replacement Parts and Kits for VersaBlue N Melters . . . . .	.64
Filter Service Kits . . . . .	.64
Safety Valve Kits . . . . .	.64
Hose Fittings . . . . .	.64
PVC Kits . . . . .	.64
Temperature Control Kits . . . . .	.64
Gear Pumps . . . . .	.64
Pump Retrofit Kits . . . . .	.65
Pump Service Kits . . . . .	.65
Casters . . . . .	.65
Light Tower . . . . .	.65
Interface Connectors . . . . .	.65
Pellet Feed Kits . . . . .	.65
Inert Gas Kit . . . . .	.65
Melter Documentation . . . . .	.65

# Table of Contents

<b>FoamMelt® 200 Processor</b>	
Description . . . . .	.67
200 Series FoamMelt Processors . . . . .	.67
Replacement Parts and Kits . . . . .	.68
200 Series FoamMelt Processors . . . . .	.68
Vista Controller Service Kits . . . . .	.69
Pump . . . . .	.69
Manifold . . . . .	.69
Coupling . . . . .	.69
Reservoir, Grid, and Hopper Service Kit . . . . .	.70
RTD and Thermostat Kits . . . . .	.70
Kalrez Brand Assemblies and O-Rings . . . . .	.71
Miscellaneous . . . . .	.72
O-Rings . . . . .	.72

## Applicators

<b>Blue Series™ Applicators</b>	
<b>SolidBlue™ Applicators</b> . . . . .	.73
Description . . . . .	.73
SolidBlue Low-Profile (LP) Applicators . . . . .	.74
Replacement Parts and Kits . . . . .	.74
SolidBlue LP Applicator Jackets . . . . .	.74
Replacement Modules . . . . .	.74
<b>SureBead® Applicators</b> . . . . .	.75
Description . . . . .	.75
Replacement Parts and Kits . . . . .	.76
Common Single-Module SureBead A Applicators . . . . .	.76
Nozzles for SureBead Applicators . . . . .	.76
<b>Best Choice™ Applicators and Spare Parts</b> . . . . .	.77
Replacement Parts and Kits . . . . .	.77
Replacement Modules . . . . .	.78
Module Remote Mount Kits . . . . .	.79
Solenoid Valves . . . . .	.79
Saturn Platinum Solenoids . . . . .	.79
Solenoid Cabling . . . . .	.79
Solenoid Accessories and Spare Parts . . . . .	.79
Large Cv Saturn Solenoids . . . . .	.80
Small Cv Saturn Solenoids . . . . .	.80
Saturn Inline Filter Replacement Cartridges . . . . .	.81
Connector/Saturn Inline Filter Assembly . . . . .	.81
Applicator Cordsets . . . . .	.82
Applicator Extension Cables . . . . .	.82
Single Module Applicator Jacket . . . . .	.82
Insulating Hose Cuffs . . . . .	.82
Heaters, Single Module Applicator . . . . .	.83
Heaters, Multi-Module Applicator, 240 VAC Heater Selection . . . . .	.83
Heaters, Multi-Module Applicator, 200 VAC Heater Selection . . . . .	.84
Thermostats . . . . .	.84
<b>Multi-Service Device</b> . . . . .	.85



<b>MiniBlue® II Applicators</b>	
Description . . . . .	87
Replacement Parts and Kits . . . . .	88
Modules . . . . .	88
Nozzles for MiniBlue II SureBead . . . . .	88
Cordsets . . . . .	88
Solenoids, Tubing, and Fittings . . . . .	89
Thermal Insulating Applicator Covers . . . . .	89
Integrated Filters . . . . .	89
Applicator-to-Hose Connectors . . . . .	90
Insulating Cuffs . . . . .	90
Heaters . . . . .	91
Flexible Tubing Kits . . . . .	92
For Single-Module/IA Solenoids with M5 Ports . . . . .	92
For Multi-Module/CA Solenoids with 1/8 in. NPT Ports . . . . .	93
<b>MiniBlue® II Low Profile Applicators</b>	
Description . . . . .	95
MiniBlue II LP Applicators . . . . .	96
Replacement Parts and Kits . . . . .	96
Module and Tubing . . . . .	96
Heaters . . . . .	96
Cordsets . . . . .	96
Solenoid and Cables . . . . .	96
Integrated Filters . . . . .	96
Applicator-to-Hose Connectors . . . . .	97
Insulating Cuffs . . . . .	97
<b>EcoBead™ Pattern Generator</b>	
<b>For use with MiniBlue II.</b> . . . . .	99
Description . . . . .	99
Replacement Parts . . . . .	99
<b>MiniBlue® Applicators</b>	
Description . . . . .	101
Replacement Parts and Kits . . . . .	102
Recommended Spare Parts . . . . .	102
Accessories and Supplies . . . . .	102
Heaters . . . . .	103
SD Solenoid Valve Cables . . . . .	103
<b>PatternPro™ Variable Pitch Dispensing Applicators</b>	
Description . . . . .	105
PatternPro Variable Pitch Applicators . . . . .	106
Replacement Parts and Kits . . . . .	106
PatternPro 40 mm . . . . .	106
PatternPro 50 mm . . . . .	106
PatternPro 70 mm . . . . .	106
SolidBlue and SureBead Modules . . . . .	106
<b>H-20 Applicators</b>	
Description . . . . .	107
H-20 Applicators (Single Module) . . . . .	108
<b>AG-900+S Dispensing Module</b>	
Description . . . . .	109
Module Part Numbers . . . . .	109
Solenoid Part Numbers . . . . .	109
Piston/Cartridge Replacement Kits . . . . .	110
Cordsets and Heaters . . . . .	110

# Table of Contents

<b>Series EM-100 Electric Applicators</b> . . . . .	<b>111</b>
Description . . . . .	111
Driver Cable Assemblies . . . . .	112
Drivers for EM Series Applicators . . . . .	112
Replacement Parts and Kits . . . . .	112
Modules . . . . .	112
Coil Assemblies . . . . .	112
Valve Assemblies . . . . .	113
Heaters . . . . .	113
Other Spare Parts . . . . .	113
Applicator Size Comparison: EM-101 vs. E-100X Applicators . . . . .	114
<b>E-400 Series Electric Applicators</b> . . . . .	<b>115</b>
Description . . . . .	115
BAS Module Service Kits . . . . .	116
Applicators with BAS Module . . . . .	116
E-400B Driver . . . . .	116
<b>Automatic Applicators—Electric</b>	
<b>e.dot+™ Electric Applicators.</b> . . . . .	<b>117</b>
Description . . . . .	117
Replacement Parts and Kits . . . . .	118
e.dot+ Components . . . . .	118
Applicator Service Kits . . . . .	118
Nozzles . . . . .	118
Filters . . . . .	118
e.dot+ Small Diameter Hoses . . . . .	118
e drivers . . . . .	118
e driver cables . . . . .	118
LogiComm Driver Cables . . . . .	118
<b>Hand-Held Applicators</b>	
<b>AD-31 and AD-41</b> . . . . .	<b>119</b>
Description . . . . .	119
Replacement Parts and Kits . . . . .	120
AD-31 Hand-Held Applicators . . . . .	120
AD-31 Swirl and Wide Pattern Swirl Hand-Held Applicators . . . . .	120
AD-31 Atomized Spray Hand-Held Applicators . . . . .	120
AD-41 Hand-Held Applicators . . . . .	121
AD-41 Pattern Adapters . . . . .	121
<b>Series FP-200</b> . . . . .	<b>123</b>
Description . . . . .	123
Replacement Parts and Kits . . . . .	123
FP-200 Swirl Hand-Held Applicator Replacement Parts . . . . .	123
FP-200 Swirl Applicator Accessories . . . . .	123
FP-200 Extrusion Hand-Held Applicator Replacement Parts . . . . .	124
FP-200 Extrusion Applicator Accessories . . . . .	124

**Applicator Parts and Accessories**

- Applicator Heater Cartridges, RTDs, and Installation Kit . . . . . 125**
  - Automatic Applicator and Hand-Held Applicator Heaters . . . . . 125
  - Applicator RTDs . . . . . 125
  - Applicator Installation Kit . . . . . 125
- Saturn® Solenoids. . . . . 127**
  - Saturn Platinum Solenoid for Single or Independent Air Actuation Applicators . . . . . 127
  - Saturn Platinum Solenoid Part Numbers (Single or Independent Air Actuation Applicators) . . . . . 127
  - Replacement Parts and Kits (Single or Independent Air Actuation Applicators) . . . . . 128
    - Saturn Solenoid Cabling . . . . . 128
    - Saturn Solenoid Accessories . . . . . 128
  - Standard Saturn Solenoid Valves for Multi-Module Common Air Applicators . . . . . 129
  - Saturn Ring Identification . . . . . 129
  - Standard Saturn Solenoid Part Numbers (Multi-Module Common Air Applicators) . . . . . 130
    - Large Cv Saturn Solenoids. . . . . 130
    - Small Cv Saturn Solenoids. . . . . 130
  - Optional Accessories. . . . . 131
    - Solenoid-to-Applicator Fittings and Tubing. . . . . 131
    - Adapters. . . . . 131
    - Connectors . . . . . 131
    - Mufflers . . . . . 131
- In-Line Filters . . . . . 133**
  - Non-Heated In-Line Filters . . . . . 133
  - Replacement Filter Screens (Non-Heated In-Line Filters) . . . . . 133
  - Heated In-Line Filters . . . . . 133
  - Replacement Filter Screens (Heated In-Line Filters) . . . . . 133
  - Saturn Filter Assemblies (All Applicators) . . . . . 134
    - Saturn In-Line Filters . . . . . 134
    - Saturn Filter Jacket. . . . . 134
    - Saturn Integrated Applicator Filter Replacement Kits . . . . . 134
    - Single-Module Applicator Jackets . . . . . 134



# Table of Contents

## Hoses

### Automatic RTD Hoses

Description . . . . .	135
Hose Selection Matrix for LS, KB, AT, SS, and Meltex Melters . . . . .	136

### Hoses for Automatic Applicators

Hoses for Automatic Applicators . . . . .	139
RediFlex™ Hoses, Standard 240V, 5/16 in. Diameter . . . . .	139
RediFlex Hi-Flex Hoses, 240V, 5/16 in. Diameter . . . . .	139
RediFlex Water-Wash Hoses, 240V, 5/16 in. Diameter . . . . .	139
RediFlex Water-Wash Hi-Flex Hoses, 240V, 5/16 in. Diameter . . . . .	139
RediFlex Hoses, Standard 200V, 5/16 in. Diameter . . . . .	140
RediFlex Hi-Flex Hoses, 200V, 5/16 in. Diameter . . . . .	140
RediFlex Water-Wash Hi-Flex Hoses, 200V, 5/16 in. Diameter . . . . .	140
RediFlex Hoses, Standard, 120V, 5/16 in. Diameter . . . . .	140
RediFlex Hoses, Low Watt, 120V, 5/16 in. Diameter . . . . .	140
Electric e.dot+ Hoses, 240V, 1/4 in. Diameter . . . . .	140
Blue Series, Series 3000 and 3000V, 6000 Melters, VersaPail, VersaDrum, DuraPail, DuraDrum, 130 and 190 Series FoamMelt Processor Hoses . . . . .	140
200V, Hi-Flex 5/8 in. Diameter . . . . .	140
240V, Hi-Flex, 5.8 in. Diameter . . . . .	140

### Hoses for Hand-Held Applicators

Hoses for Hand-Held Applicators . . . . .	141
AD-31 Hand-Held Applicator Hoses (Corrugated Cover), 240V, 5/16 in. Diameter . . . . .	141
AD-31 Hand-Held Applicator Hoses (DuraBraid™ Cover), 240V, 5/16 in. Diameter . . . . .	141
AD-31 Hand-Held Applicator Hoses (DuraBraid Cover) 120V, 5/16 in. Diameter . . . . .	141
AD-41 Hand-Held Applicator Hoses (DuraBraid Cover), 5/16 in. Diameter . . . . .	141

### Accessories

Hose Mounting and Installation Accessories . . . . .	143
KB and LS Melter Hose Fittings . . . . .	144
Multi-Plane Swivels (for Robotic Applications) . . . . .	144
Hose Bracket Kits . . . . .	144
Hose Installation . . . . .	144
Hand-Held Applicator Hoses . . . . .	144
Hose Fittings . . . . .	145
Melter-End Hose Fittings . . . . .	145
5/16 in. Applicator-End Hose Fittings (Included with Applicators) . . . . .	145
5/16 in. Melter-End Hose Fittings (Included with Melters) . . . . .	145

## Nozzles

### Precision Nozzles

Types of Nordson Nozzles . . . . .	147
Nozzles for Automatic Applicators . . . . .	147
Nozzles for Hand-Held Applicators . . . . .	147
Specifying Nozzles . . . . .	148

### Saturn® Nozzles

<b>Blue Series, MiniBlue, MiniBlue II, MiniBlue II LP, E-350, and E-380 Applicators.</b> . . . . .	149
Saturn Nozzles (Color-Coded Rings) . . . . .	149
Single-Orifice (Bead) Straight Nozzles, Brass with Stainless-Steel Insert . . . . .	149
Single- and Dual-Orifice Right-Angle Nozzles (1011XXX) . . . . .	149
Single-Orifice (Bead), One-Piece 2380XX Nozzles, Drilled, Straight Bead Pattern . . . . .	150
Dual-Orifice (Bead) Nozzles, Angled Patterns, Phosphor Bronze . . . . .	150

**Right-Angle Nozzles**

<b>SolidBlue, SureBead and H-20, E-350 and E-380, E-700 and M-700 Applicators.</b> . . . . .	<b>151</b>
Right-Angle Nozzles, Brass Holder, Stainless-Steel Insert. . . . .	151
Right-Angle Nozzles for H-20 Applicators or Electric Applicators (E-700 or M-700). . . . .	151

**Extended, Single, and Multi-Orifice Nozzles**

<b>H-20 Applicators, E100XT, EM-100, M-100 Series, and Series 700 Electric Applicators.</b> . . . . .	<b>153</b>
Single-Orifice (Bead) Straight Nozzles with Stainless-Steel Insert (232XXX) . . . . .	153
Standard Single-Orifice Nozzles (226XXX) . . . . .	153
Extended Nozzles (1022XXX) . . . . .	154
Single-Orifice (Bead) Straight Nozzles with Stainless-Steel Insert and Brass Adapter (231XXX) . . . . .	154
Single Orifice, Long engagement Nozzles (2310XX). . . . .	154
Dual-Orifice (Bead) Nozzles, Bronze . . . . .	155
Dual-Orifice (Bead) Nozzles, Steel, 1.3 mm Engagement . . . . .	155
Dual-Orifice (Bead) Nozzles, Steel . . . . .	155
Triple-Orifice (Bead) Nozzles, Bronze . . . . .	156
Triple-Orifice (Bead) Nozzles, 1.3 mm Engagement . . . . .	156
Four-Orifice (Bead) Nozzles . . . . .	156

**H-20 and E-700 (Electric) Applicators**

<b>With T-Bar and Integrated Right-Angle Modules</b> . . . . .	<b>157</b>
--	------------

**Hand-Held Applicator Nozzles**

<b>AD-31, AD-41, and FP-200 Hand-Held Applicators.</b> . . . . .	<b>159</b>
AD-31 and FP-200 Swirl and Wide Pattern Swirl Nozzles. . . . .	159
FP-200 Extended Nozzles . . . . .	159
AD-31 and AD-41 Single-Bead Nozzles . . . . .	159

**Special Nozzles**

<b>AD-31, AD-41, L4, L5, and L7 Extrusion Nozzles</b> . . . . .	<b>161</b>
T-Bar Nozzles. . . . .	161
Slot Nozzles . . . . .	161
Spreader Nozzles. . . . .	162
Needle Nozzles. . . . .	162
Nozzle Adapters . . . . .	162
<b>Multiline Nozzle Bars</b> . . . . .	<b>163</b>
<b>M-100 and E-100XT Modules.</b> . . . . .	<b>165</b>
73230 Series Right-Angle Aim Single-Orifice Nozzles for M-100 and E-100XT Modules . . . . .	165
73483 Series Finger Nozzle Bar Assemblies for M-100 and E-100XT Modules . . . . .	165
Part Number 1035808 Precision Slot Nozzle for Coating—Slot Nozzle Bar with Blank Shim . . . . .	165

**Extrusion Nozzles (Hot Melt)**

<b>E-100XT and M-100 Manifold “T” and “Y” Bars.</b> . . . . .	<b>167</b>
73468 AIM Tip Nozzles for “T” and “Y” Bar Nozzle Assemblies . . . . .	167
E-100XT, M-100, and EM-100 Manifold “T” and “Y” Bars. . . . .	167
Tip Nozzle Assemblies Including Hardware and Extension . . . . .	167
Spares . . . . .	167

**E-900 and EM-900 Modules**

Straight-Orifice Nozzles (1 Orifice) . . . . .	169
Button Nozzles (1, 2, 3, or 4 Orifices). . . . .	169
Right-Angle Nozzles . . . . .	170
Swirl Nozzles . . . . .	170

**Nozzle Cleaning Kits and Nozzle Guards**

Nozzle Cleaning Kits . . . . .	171
Nozzle Guards . . . . .	171

# Table of Contents

## Non-Contact Applicators

### AltaSpray™ Plus Applicators

Description . . . . .	173
AltaSpray Plus Applicators . . . . .	174
Replacement Parts and Kits . . . . .	175
Solenoid Valve Installation Kit. . . . .	175
AltaSpray Plus Applicator Insulating Jackets . . . . .	175
Speed-Coat Applicator Insulating Jacket . . . . .	175
Module Service Kits . . . . .	175
Cordsets . . . . .	176
Heater Service Kits . . . . .	176
Sensor Service Kits. . . . .	176
Filter Service Kit . . . . .	176

### Universal™ Applicators

Description . . . . .	177
Configuration . . . . .	177
Universal Applicator Modules . . . . .	178
Universal 22 mm (UM22) Modules and Rebuild Kits . . . . .	178
Universal 25 mm (UM25) Modules and Rebuild Kits . . . . .	178
Universal 50 mm (UM50) Modules and Rebuild Kits . . . . .	179
High Speed Universal (UMSC) Modules . . . . .	179

### Universal™ Applicators

<b>Accessories . . . . .</b>	<b>181</b>
Universal Applicator Filter Assembly . . . . .	181
Universal Applicator Heater/Sensor Cordset Assemblies . . . . .	181
M-Style Platinum 100 Ohm RTD, 240V—Standard. . . . .	181
M-Style Platinum 100 Ohm RTD, 240V—Low Power Zone Options . . . . .	181
T-Style Nickel 120 Ohm RTD, 240V—Standard . . . . .	181
T-Style Nickel 120 Ohm RTD, 240V—Low Power Zone Options . . . . .	182
H-Style Nickel 120 Ohm RTD, 240V—Low Power Zone Option . . . . .	182
Universal Applicator Cordset Replacement Heaters. . . . .	182
Standard Zones . . . . .	182
Low Power Zone Options . . . . .	182
Universal Applicator Cordset Replacement Sensors . . . . .	183
Universal Applicator Solenoids . . . . .	183
<b>Cables . . . . .</b>	<b>185</b>
T-Style Nickel 120 Ohm RTD Low Power Applicator Extension Cables for Use with 3000, 6000, VL100, VL300, and VL500 Melters . . . . .	185
T-Style Nickel 120 Ohm RTD High Power Applicator Extension Cables for Use with 3000, 6000, VL100, VL300, and VL500 Melters . . . . .	185
T-Style Nickel 120 Ohm RTD Hose/Applicator Extension Cables for Use with 3000, 6000, VL100, VL300, and VL500 Melters . . . . .	186
T-Style Nickel 120 Ohm RTD Adapter Cables for Use with 3000, 6000, VL100, VL300, and VL500 Melters . . . . .	187
M-Style Platinum 100 Ohm RTD Extension Cables for Adhesive Section of ATS, Meltex, and VersaBlue Melters with PT100 Controllers . . . . .	188
M-Style Platinum 100 Ohm RTD Extension Cables for Air Section of ATS, Meltex, and VersaBlue Melters with PT100 Controllers . . . . .	188
M-Style Platinum 100 Ohm RTD Adapter Cables for Use with ATS Melters . . . . .	189

### Air Control Kits, Hose Fittings, and Regulators

Pattern Air Control Kits (PACK) and Replacement Parts. . . . .	191
Accessories . . . . .	191
Hose Fittings . . . . .	191
Precision Air Regulators . . . . .	191



**Non-Contact (Spray) Nozzles**

<b>Controlled Fiberization™ Nozzles</b> . . . . .	<b>193</b>
Description . . . . .	193
Standard Frequency (6-Hole) Bronze CF Disk Nozzles . . . . .	193
Disk Nozzle Accessories . . . . .	193
Unibody (6-Hole) CF Spray Nozzles. . . . .	194
Unibody Standard Frequency (6-Hole) Color-Coded Steel Spray Nozzles. . . . .	194
High Frequency (12-Hole) Bronze CF Unibody Nozzles . . . . .	195
High Frequency (12-Hole) Coated Brass Universal Style CF Spray Nozzles . . . . .	195
Unibody Nozzle Accessories . . . . .	195
<b>Summit™ Nozzles</b> . . . . .	<b>197</b>
Description . . . . .	197
22 mm Universal Summit Coated Brass Spray Nozzles. . . . .	197
25 mm Universal Summit Coated Brass Spray Nozzles. . . . .	197
<b>Allegro™ Nozzles</b> . . . . .	<b>199</b>
Description . . . . .	199
2 mm Universal Allegro Coated Steel Nozzles for Thin Elastic. . . . .	199
25 mm Universal Allegro Coated Steel Nozzles for Thin Elastic . . . . .	199
<b>Signature Continuous Nozzles.</b> . . . . .	<b>201</b>
Description . . . . .	201
22 mm Universal Signature Continuous Spray Nozzles, Standard Flow . . . . .	201
22 mm Universal Signature Continuous Spray Nozzles, Low Flow . . . . .	201
25 mm Universal Signature Continuous Spray Nozzles, Standard Flow . . . . .	201
25 mm Universal Signature Continuous Spray Nozzles, Low Flow . . . . .	201
<b>Signature Intermittent Nozzles.</b> . . . . .	<b>203</b>
Description . . . . .	203
25 mm Universal Signature Intermittent Spray Nozzles . . . . .	203
22 mm Universal Signature Intermittent Spray Nozzles . . . . .	203
<b>SureWrap™ Nozzles</b> . . . . .	<b>205</b>
Description . . . . .	205
22 mm Universal SureWrap Coated Brass Spray Nozzles for Thin Elastic. . . . .	205
22 mm Universal SureWrap Coated Steel Spray Nozzles for Thin Elastic . . . . .	205
25 mm Universal SureWrap Coated Brass Spray Nozzles for Thin Elastic. . . . .	206
25 mm Universal SureWrap Coated Steel Spray Nozzles for Thin Elastic . . . . .	206
<b>CF200 Applicators</b> . . . . .	<b>207</b>
Description . . . . .	207
Replacement Parts and Kits . . . . .	208
CF Modules and Applicator Jacket. . . . .	208
CF201 Applicators (1 Module) . . . . .	208
CF202 Applicators (2 Modules). . . . .	208
CF203 Applicators (3 Modules). . . . .	208

# Table of Contents

## Slot Applicators

### AltaSlot™ Applicators

<b>AltaSlot -c and AltaSlot -i</b> . . . . .	<b>209</b>
Description . . . . .	209
Replacement Parts and Kits . . . . .	209
Control Module. . . . .	209
Filters . . . . .	209
Seal . . . . .	209

### Speed-Coat® Slot Coating Applicators

Description . . . . .	211
Replacement Parts and Kits . . . . .	211
Control Module. . . . .	211
Filters . . . . .	211
Nozzle Seal . . . . .	211

### TrueCoat® Slot Coating Applicators

Description . . . . .	213
Replacement Parts and Kits . . . . .	213
Control Module. . . . .	213
Filters . . . . .	213
Nozzle Seal . . . . .	213

## Select Series

### Select Series™

<b>Hoses, Applicators, and Hand-Held Applicators</b> . . . . .	<b>215</b>
Description . . . . .	215
Replacement Parts and Kits . . . . .	216

## Automatic Adhesive Refill Systems

### Fulfill® Retrofit Kit

<b>Automated Adhesive Fill Integration.</b> . . . . .	<b>217</b>
Description . . . . .	217
Replacement Parts and Kits . . . . .	218
Lid Service Kits. . . . .	218
Sensors and Controls . . . . .	218
Adhesive Storage and Transfer . . . . .	218





## Pattern Controllers

<b>Spectra™ 30 Control System</b>	
Description . . . . .	219
System Components . . . . .	220
Spectra Control System . . . . .	220
Cut and Stack Cabinets . . . . .	220
Software License Keys (Aftermarket) . . . . .	220
Customer Documentation Language Packs . . . . .	221
Encoders/Cables . . . . .	222
Trigger Sensors . . . . .	223
Run-Up . . . . .	224
Replacement Parts . . . . .	224
Service Kits . . . . .	225
Other System Accessories . . . . .	226
<b>Concert™ Series Controllers</b>	
Description . . . . .	227
Primary Features . . . . .	227
Benefits . . . . .	227
Replacement Parts and Kits . . . . .	228
Controllers . . . . .	228
Optional Boards . . . . .	228
Service Kits . . . . .	228
Sales Collateral . . . . .	228
<b>LogiComm® Pattern Control and Verification System</b>	
Description . . . . .	229
Replacement Parts and Kits . . . . .	229
Master Modules . . . . .	229
Expansion Modules . . . . .	229
Touchscreen Panel . . . . .	229
Service Kits . . . . .	230
Upgrade Kits . . . . .	230
Spare Parts . . . . .	230
Mating Connectors . . . . .	230
Accessories . . . . .	230
Cables—Modules . . . . .	230
Cables—Expansion Modules . . . . .	231
Cables and Adapters—Miscellaneous . . . . .	231
Cables—Electric Applicators . . . . .	231
Adapters—Applicators . . . . .	231
Cables—Pneumatic Applicators . . . . .	231
Encoders . . . . .	232
Photocell . . . . .	232
I/P Transducer . . . . .	233
GD200 Verification Sensor for Liquid Adhesive . . . . .	233
HD-100 Hot Melt Verification Sensor (High Speed) . . . . .	233
HD-100 Hot Melt Verification Sensor (Low Speed) . . . . .	234
HD-70 Hot Melt Verification Sensor (Medium Speed) . . . . .	234
UV Sensors . . . . .	234
Barcode Sensors . . . . .	234
GD500 Sensors . . . . .	234
Other Sensors . . . . .	235
Reject, Marking, and Batch Control Equipment . . . . .	235

# Table of Contents

## LogiComm® Applicator Driver

Description . . . . .	237
Replacement Parts and Kits . . . . .	237
Applicator Driver—Connector Version . . . . .	237
Applicator Driver—Terminal Block Version . . . . .	237
Applicator Cables—Connector Version . . . . .	237
Applicator Cables—Terminal Block Version . . . . .	238
Other Cables—Connector Version . . . . .	238
Service Kits—Connector Version . . . . .	238
Service Kits—Terminal Block Version . . . . .	238
Service Kits—Common . . . . .	238
Spare Parts—Connector Version . . . . .	238
Spare Parts—Terminal Block Version . . . . .	238
Spare Parts—Common . . . . .	238

## LogiComm® OEM Applicator Driver Board

Description . . . . .	239
Replacement Parts and Kits . . . . .	240
Applicator Driver—Terminal Block Version . . . . .	240
Applicator Cables—Terminal Block Version . . . . .	240
Other Cables—Terminal Block Version . . . . .	240
Service Kits—Terminal Block Version . . . . .	240
Spare Part—Terminal Block Version . . . . .	240

## Eclipse™ Series Pattern Controls

<b>EPC-15 and EPC-30 . . . . .</b>	<b>241</b>
Description . . . . .	241
Replacement Parts and Kits . . . . .	241
EPC-15 and EPC-30 Power Supplies . . . . .	241
EPC-30 Encoders and Cables . . . . .	241
EPC-15 and EPC-30 Photosensors and Cables . . . . .	242
EPC-15 Service Kits . . . . .	242
EPC-30 Service Kits . . . . .	243
EPC-30 Run-Up Transducer and Components . . . . .	243

## LA 404-2 Pattern Control System

Description . . . . .	245
Replacement Parts and Kits . . . . .	245
Controller . . . . .	245
Photocell . . . . .	245
Photocell Cables & Bracket . . . . .	245
Encoders . . . . .	245
Encoder Cables and Accessories . . . . .	246
I/P Transducer . . . . .	246
I/P Transducer Cables and Accessories . . . . .	246
Cables—Electric Applicators . . . . .	246
Cables—Pneumatic Applicators . . . . .	246
Cables—Miscellaneous . . . . .	246
Accessories . . . . .	246
Service Kits . . . . .	246



## Hot Melt Supplies and Training Videos

### Hot Melt Supplies and Training Videos

Supplies . . . . .	247
Training Videos . . . . .	247

## Spare Parts for Legacy Equipment

### Series 3000V Melters

<b>Vista™ Controls, Pumps, and Manifolds . . . . .</b>	<b>249</b>
Description . . . . .	249
Replacement Parts and Kits . . . . .	250
Series 3000V Piston Pumps . . . . .	252
Pump Configuration Code . . . . .	253
Solenoid Kits . . . . .	253
SP Series Piston Pumps . . . . .	254
Components for Piston Pumps with Configuration Codes A, B, or C (Obsolete Pumps). . . . .	254
1/3 HP AC Motor/Gear Pump . . . . .	255
Gear Pump and Motor Assemblies Configuration Code . . . . .	255
1/3 HP AC Motor/Gear Pump Assemblies . . . . .	255
AC Pump and Motor Kits. . . . .	255
Series 3000V Manifolds. . . . .	256
Manifold Configuration Code. . . . .	256
Manifold Replacement Parts . . . . .	257
Series 3000V Piston Pumps . . . . .	261
Pump Configuration Code . . . . .	262
Solenoid Kits . . . . .	262
SP Series Piston Pumps . . . . .	263
Components for Piston Pumps with Configuration Codes A, B, or C (Obsolete Pumps). . . . .	263
1/3 HP AC Motor/Gear Pump . . . . .	264
Gear Pump and Motor Assemblies Configuration Code . . . . .	264
1/3 HP AC Motor/Gear Pump Assemblies . . . . .	264
AC Pump and Motor Kits. . . . .	264
Series 3000V Manifolds. . . . .	265
Manifold Configuration Code. . . . .	265
Manifold Replacement Parts . . . . .	266

# Table of Contents

## Automatic Applicators—Electric

<b>e.dot® Electric Applicator.</b> . . . . .	<b>270</b>
Replacement Parts and Kits . . . . .	271
e.dot Applicators and Modules. . . . .	272
Applicator Service Kits . . . . .	272
Nozzles . . . . .	272
Saturn Integrated Applicator Filters. . . . .	273
e.dot Small Diameter Hoses . . . . .	273
LogiComm Applicator Drivers . . . . .	273
e drivers . . . . .	273
e driver Cables . . . . .	273
<b>E-100, E-100XT, and M-100 Series Electric Applicators</b> . . . . .	<b>274</b>
E-100 Applicator Replacement Parts and Kits . . . . .	274
E-100 Applicator Body Kit . . . . .	274
Valve Assemblies. . . . .	274
Temperature Sensors/Controls . . . . .	274
Head Coils . . . . .	274
Cable Assemblies . . . . .	274
Applicator Size Comparison: EM-101 vs E-100X Applicators. . . . .	275
E-100XT to EM-101 Conversion Chart . . . . .	275
E-100XT Reference Chart, RTD Applicators . . . . .	276
E-100XT Reference Chart, Thermostat Applicators. . . . .	276
E-100XT Applicator Replacement Parts and Kits . . . . .	277
Heaters for E-100XT Applicators . . . . .	277
Temperature Sensors for E-100XT Applicators . . . . .	277
Replacement Coils for E-100XT Applicators . . . . .	277
Corrosion Resistant Valve Assemblies for E-100XT Applicators. . . . .	277
Corrosive Resistant Valves for E-100XT Applicators . . . . .	278
Accessories - Compatible with E-100 XT and E-100 . . . . .	278
Applicator Driver EM Series Electric Applicator . . . . .	278
Quick Reference for Installed Base of High-Flow Electric Applicators. . . . .	278
Replacement Parts and Kits for Thermostat Applicators . . . . .	279
Valve Assemblies. . . . .	279
Corrosion Resistant Valves . . . . .	279
Common Spares . . . . .	279
ML400 Spares . . . . .	279
<b>E-700, M-700, and E-350 Applicators</b> . . . . .	<b>280</b>
Description . . . . .	280
E-700 Applicators . . . . .	281
M-700 Applicator Module. . . . .	281
E-350 Applicators . . . . .	281
Electric Applicator Drivers. . . . .	281



## Automatic Adhesive Refill Systems

<b>ProBlue® Fulfill® Integrated and Fulfill Retrofit G1, G2, G3 . . . . .</b>	<b>282</b>
ProBlue Fulfill Integrated Replacement Parts and Kits. . . . .	282
Lid Service Kits. . . . .	282
Complete Lid Assemblies . . . . .	283
Sensors . . . . .	283
Printed Circuit Boards . . . . .	284
Alarms . . . . .	284
Membrane Panels . . . . .	285
Miscellaneous Electrical Parts . . . . .	285
Adhesive Storage Container . . . . .	286
Transfer Hoses and Components . . . . .	287
Fulfill Retrofit Replacement Parts and Kits . . . . .	288
Lid Parts and Conversion Kits . . . . .	288
Complete Lid Assemblies . . . . .	288
Sensors . . . . .	288
Membrane Panel . . . . .	288
Circuit Boards . . . . .	288
Fuse . . . . .	288
Adhesive Storage Container . . . . .	288
Transfer Hoses and Components . . . . .	288

## Pattern Controllers

<b>PC50 and PC40/44 Pattern Controllers . . . . .</b>	<b>289</b>
Description . . . . .	289
Replacement Parts and Kits . . . . .	289
PC50 Pattern Control Assembly . . . . .	289
Keypads . . . . .	289
Modules . . . . .	289
Resolvers . . . . .	290
Cables . . . . .	290
PC 40/44 - General Accessories – Switches . . . . .	290

## Temperature Controllers

<b>TC200 Temperature Controller . . . . .</b>	<b>291</b>
Description . . . . .	291
Replacement Parts and Kits . . . . .	291

# Table of Contents

This page intentionally blank.



# ATS Retrofit Kit

External Flow Measuring and Process Control Device

## Description

An easy-to-use ATS retrofit kit contains all the pieces required to add adhesive tracking capabilities to any Nordson packaging melter. An external gear flow meter can be connected to the manifold, and a control box can be easily mounted on the melter or nearby on the parent machine.

The flow meter directly senses adhesive volume and alters the system when the amount of dispensed adhesive is out of a pre-determined band. The output signals from the control box can be used to stop the line, eject product, or signal a light tower. By tracking the precise amount of adhesive dispensed onto a package, users can minimize adhesive waste and prevent pop-opens.

## Features

- Add adhesive tracking capabilities to existing ProBlue and non-ProBlue melters
- Track total adhesive consumption, per package add-on weight, and total number of products
- User-adjustable adhesive volume upper and lower tolerance band limits to identify out-of-tolerance product
- Download historical data via USB for process analysis
- Monitor and control ProBlue melters in real time via optional Ethernet IP and Fieldbus
- Flexible mounting allows the meter to attach directly to the melter, either horizontally or vertically, or a remote location close to the point of application



## Benefits

- Improves product quality and bond strength by maintaining consistent adhesive temperature, purity, bead volume, and confirming adhesive add-on weight
- Increases plant operating efficiency by lengthening maintenance cycle and parts life while reducing machine jamming from pop-opens
- Reduces costs by identifying adhesive and product waste
- Minimize number of long hoses by mounting close to the point of application

# ATS Retrofit Kit

External Flow Measuring and Process Control Device

## Replacement Parts and Kits

### ATS Control Box

Part Number	Description
1125299	Kit, control box, ATS
1125300	Kit, harness, power, 0.9 m (3 ft), ATS
1125931	Kit, harness, power, 6 m (20 ft), ATS
1125297	Kit, membrane panel, ATS
1125307	Kit, display, LCD, ATS
1125298	Kit, PCA, flow meter, ATS (flow control board)

### ATS Retrofit Manifold

Part Number	Description
1125294	Kit, flow meter assy, ATS (includes the complete flow meter assembly)
1125296	Kit, plate, bypass, flow meter, ATS (can be installed in place of the flow meter)
1125966	Kit, manifold, 12 pin, retrofit, ATS
1125967	Kit, manifold, 6 pin, retrofit, ATS
1125968	Kit, manifold, water-wash, retrofit, ATS
1125658	Kit, retainer, sensor, flow meter
1125199	Kit, sensor, inductive, 0.6 m (2 ft) cable
1125799	Kit, sensor, inductive, 1.8 m (6 ft) cable
1125612	Kit, insulation, manifold, remote, ATS



# Freedom™ Hot Melt Dispensing System

## Description

The Freedom Hot Melt Packaging System integrates the tankless Freedom Series melter with an automatic fill unit, RediFlex hoses, MinBlue II SureBead applicators and an Optix touch-screen control panel.

The Freedom hot melt adhesive system is an adhesive melting, transfer, and dispensing system that offers users:

- Freedom from mounting limitations
- Freedom from manual adhesive filling
- Freedom from confusing controls and diagnostics
- Freedom from excessive adhesive use
- Freedom from downtime due to char and contamination

The important characteristics of the Freedom system are briefly described here. For more detailed information, refer to the melter manual.

## Touchscreen Controls

The system is controlled through a user-friendly color touchscreen control system, called Optix™, that all users can effectively operate. The Optix control system includes:

- a color-coded (green, red, or yellow) status indication that indicates system health
- easy setup of inputs/outputs
- text-based indications for system problems
- a system inventory and component identification function that shows what components are connected and provides their part numbers for easy reordering

## Integrated Fill System

The Freedom system includes an integrated fill system. The melter reservoir stores only 1.1 kg (2.5lb) of molten adhesive. Solid adhesive stored in an adhesive bin is automatically transferred to the melter as needed.

## Easy to Service

The melter's internal components can be accessed entirely from the front, without removing the melter from its mount.



## Smart Melt Technology

When the Smart Melt technology is enabled, the melter's internal zones automatically switch off when the integrated fill system has not activated for a user-specified amount of time. The system continues to maintain ready status until a fill signal is generated.

## EcoBead Technology

Systems that include the EcoBead technology can provide adhesives savings of up to 60% while still maintaining full adhesive bond integrity. The EcoBead technology is enabled by using the touchscreen to choose the desired adhesive savings and to select a pre-programmed adhesive pattern.

# Freedom™ Hot Melt Dispensing System

## Melter Replacement Parts and Kits

### Cover

Part Number	Description
1121543	Service kit, cover assembly, controls,
1121544	Service kit, cover assembly, hydraulic

### Pump and Manifold

Part Number	Description
1028305	Filter, Saturn, melter, 100 mesh
1121523	Service kit, piston pump, Freedom
1121527	Service kit, P.D.V., Freedom
1121528	Service kit, reservoir assembly, Freedom
1121529	Service kit, manifold assembly, Freedom
1121530	Service kit, grid assembly, Freedom

### Control System

Part Number	Description
1121533	Service kit, LCD module, Freedom
1121537	Service kit, SD card, ext, Freedom

### Electrical

Part Number	Description
1122056	Service kit, thermostat, 500 F, OOR
1031201	Service kit, DuraBlue, expansion PCA
1031203	Service kit, DuraBlue, fuses, main board
1122064	Service kit, main, PCA, IP54
1087152	Service kit, DuraBlue, PCA power module, 4-channel
1121531	Service kit, RTD, melter, Freedom
1121534	Service kit, PCA, refill, Freedom
1121535	Service kit, PCA, hose interface, Freedom
1121536	Service kit, PCA, EcoBead, 4-channel
1121538	Service kit, level sensor, Freedom
1121539	Service kit, cable, level sensor, Freedom
1121540	Service kit, 24V power supply, Freedom
1121545	Service kit, hydraulic tilt switch, Freedom

## Fill System Replacement Parts and Kits

### Pneumatic

Part Number	Description
1121524	Service kit, pneumatic control assembly
1121525	Service kit, filter, air supply

### Adhesive Transfer Hoses

Part Number	Description
1121970	Hose, transfer, FF, 4 m (13 ft), economy (hose only)
1121109	Hose, transfer, FF, 4 m (13 ft), clear (hose only)
1121120	Hose, transfer, FF, 9 m (29.5 ft), clear (hose only)
1121121	Hose, transfer, FF, 18 m (59 ft), clear (hose only)
1121546	Service kit, transfer pump, Freedom
1121947	Service kit, high flow, transfer pump, Freedom
1121550	Service kit, O-rings, fill pump, Freedom
1121555	Service kit, transfer hose cuff, Freedom

### Standard Transfer Hose Solenoid Harnesses

Part Number	Description
1123088	Cable, 4 m (13 ft), FRDM, FF2, quick disconnect
1123089	Cable, 9 m (29.5 ft), FRDM, FF2, quick disconnect
1123090	Cable, 18 m (59 ft), FRDM, FF2, quick disconnect

### Quick-Disconnect Transfer Hose Solenoid Harnesses

Part Number	Description
1121344	Cable assembly, fill, 4 m (13 ft), Freedom
1121345	Cable assembly, fill, 10 m (32.8 ft), Freedom
1121346	Cable assembly, fill, 20 m (65.6 ft), Freedom

## Fill System Replacement Parts and Kits *(contd.)*

### Adhesive Storage Bin

Part Number	Description
1125272	Kit, inlet, retrofit, Freedom
1121548	Service kit, vibrator, Freedom
1121549	Service kit, pneumatic controls, bin
1123103	Kit, pneumatic control, multi-feed adhesive storage bin, G3
1121549	Kit, pneumatic controls, adhesive storage bin, G3 (single-feed bins)
1125335	Service kit, exhaust housing, Freedom

### Applicator Solenoid Valve-to-Melter Cables

Part Number	Description
1100687	Cable assembly, solenoid, M8, 3-wire, 5 m (16.4 ft)
1100958	Cable assembly, solenoid, M8, 3-wire, 10 m (32.8 ft)
1100688	Cable assembly, solenoid, 90 deg, M8, 3-wire, 5 m (16.4 ft)
1100959	Cable assembly, solenoid, 90 deg, M8, 3-wire, 10 m (32.8 ft)
1121988	Kit, cable, extension, solenoid, M8, 0.3 m (12 in.) long
1121989	Kit, cable, extension, solenoid, M8, 90 degree, 0.3 m (12 in.) long
1121990	Kit, cable, splitter, solenoid, M8, 1 m to 2 f, 0.3 m (12 in.) long

# Freedom™ Hot Melt Dispensing System

This page intentionally blank.



# ProBlue Liberty™ Hot Melt Dispensing System

Integrated Tankless Melter and Fill System

## Description

Integrated tankless melter and fill system maintains consistent adhesive levels, increasing uptime while delivering energy and maintenance savings that result in increased operating efficiency and lower per-package costs.

A sensor monitors molten adhesive levels in the hopper and alerts the system when adhesive is needed. The closed system helps maintain adhesive bond strength by minimizing degradation that comes from prolonged thermal exposure, temperature variation and exposure to contaminants.

## Features

- Hopper lid allows for easy access and sealed design maintains adhesive purity by protecting from plant debris
- Disposable hydraulic filter is easy to reach and eliminates the need for routine filter flushing
- Automatic pressure discharge valve relieves pressure into melter in seconds
- Quick-disconnect power and I/O plugs combined with a patented, quick-release base design help simplify set up
- Service, maintenance and daily operation can be performed from one side of the melter
- Plug-in modules increase uptime by allowing quick addition and removal of hoses and applicators



## Benefits

- Improves product quality and bond strength by maintaining consistent adhesive temperature, purity and bead volume
- Increases efficiency and safety
- Increases uptime with quick and easy maintenance provided by one-sided access to board fuses, quick-disconnect electrical replacement elements and front access to filter, pump and controls
- Increases plant operating efficiency by lengthening maintenance cycle and parts life while reducing machine jamming from pop-opens

# ProBlue Liberty™ Hot Melt Dispensing System

Integrated Tankless Melter and Fill System

## Melter Replacement Parts and Kits

### Melter and Lid

Part Number	Description
1123574	Service kit, lid replacement, PBL7
1123575	Service kit, lid replacement, PBL14
1123120	Kit, filter, lid, FF, std, G3
1028305	Filter, Saturn, 100-mesh
1064649	Service kit, heater block, 230V, ProBlue
104884	Guard kit assembly, vent screen, P10 (L14)
1123119	Kit, inlet tube, FF, GE
1028307	Kit, service, pneumatic panel assembly, P4, P7 & P10
1028308	Kit, service, pressure discharge valve
1048884	Guard kit assembly, vent screen, P10

### Pump, Manifold, and Grid/Hopper

Part Number	Description
1028303	Kit, service, pump assembly, P4, P7 & P10, replacement 15:1
1028304	Kit, service, pump, P4, P7 & P10
164606	Service kit, mag actuator, SP
1006027	Service kit, valve assembly, G2SP (pump air valve)
166880	Service kit, fork, magnetic, SP
1064651	Service kit, manifold 4-H, w/htr block, 230V, PB
1064652	Service kit, manifold 4-H, w/htr block, 480V, PB
1064653	Service kit, manifold 6-H, w/htr block, 230V, PB
1064654	Service kit, manifold 6-H, w/htr block, 480V, PB
1032154	Kit, service, shield, manifold, P4
1099982	Kit, manifold guard, P10 only
1028309	Kit, service manifold P4/P7/P10, O-rings
1123524	Kit, grid/hopper, PBL 14, 1200 W, 400/480V
1123525	Kit, grid/hopper, PBL 7, 700 W, 400/480V
1123526	Kit, grid/hopper, PBL 14, 1200 W, 230V
1123527	Kit, grid/hopper, PBL 7, 700 W, 230V

### Electrical

Part Number	Description
1100174	Kit, service, Fulfill, lid switch, proximity
1123542	Kit, cable, level sensor, Liberty
1123543	Kit, level sensor, Liberty
1064649	Service kit, heater block, 230V, ProBlue
1064650	Service kit, heater block, 480V, ProBlue
1028321	Kit, service, thermostat, melter
1123550	Service kit, RTD replacement, Liberty
1123540	Kit, CPU, Liberty
1123541	Kit, PCA, refill, Liberty
1123146	Kit, PCA, sequencer, G3
1123550	Kit, RTD replacement, Liberty
1100171	Kit, controls membrane, PBFF 4/7, G3 (L7)
1100172	Kit, controls membrane, PBFF 10, G3 (14)
1123146	Kit, PCA, sequencer, G3
1028322	Kit, service, main circuit board, P4 & P7
1028323	Kit, service, main circuit board, P10
1028329	Kit, service, fuse, main circuit bd, P4, P7 & P10
1028324	Kit, 6-hose expansion board, P10
1028328	Kit, hose/applicator module, P4, P7 & P10
1028331	Kit, service, fuse, hose/applicator module

### Basic Spare Parts Kit

Part Number	Description
1123576	Kit, basic spare parts, Liberty
1028305	<ul style="list-style-type: none"> <li>Filter, Saturn, melter, 100 mesh</li> </ul>
1123550	<ul style="list-style-type: none"> <li>Kit, RTD replacement, Liberty</li> </ul>
1028321	<ul style="list-style-type: none"> <li>Kit, service, thermostat, melter</li> </ul>
1028328	<ul style="list-style-type: none"> <li>Kit, service, hose/applicator module, P4/P7/P10</li> </ul>
1028329	<ul style="list-style-type: none"> <li>Kit, service, fuse, main circuit board, P4/P7/P10</li> </ul>
1028331	<ul style="list-style-type: none"> <li>Kit, service, fuse, hose/applicator module, P4/P7/P10</li> </ul>

## Melter Replacement Parts and Kits *(contd.)*

### Expanded Spare Parts Kits

Part Number	Description
1023577	Kit, expanded spare parts, Liberty
1028305	<ul style="list-style-type: none"> <li>Filter, Saturn, melter, 100 mesh</li> </ul>
1123550	<ul style="list-style-type: none"> <li>Kit, RTD replacement, Liberty</li> </ul>
1028321	<ul style="list-style-type: none"> <li>Kit, service, thermostat, melter</li> </ul>
1028328	<ul style="list-style-type: none"> <li>Kit, service, hose/applicator module, P4/P7/P10</li> </ul>
1028329	<ul style="list-style-type: none"> <li>Kit, service, fuse, main circuit board, P4/P7/P10</li> </ul>
1028331	<ul style="list-style-type: none"> <li>Kit, service, fuse, hose/applicator module, P4/P7/P10</li> </ul>
1028304	<ul style="list-style-type: none"> <li>Kit, service, pump, P4/P7/P10</li> </ul>
1028309	<ul style="list-style-type: none"> <li>Kit, service, manifold, P4/P7/P10</li> </ul>
1023267	<ul style="list-style-type: none"> <li>Filter assembly, air, 6 mm BSPP</li> </ul>

## Fill System Replacement Parts and Kits

### Adhesive Transfer Hoses

Part Number	Description
1121970	Hose, transfer, FF, 4 m (13 ft), economy (hose only)
1121109	Hose, transfer, FF, 4 m (13 ft), clear (hose only)
1121120	Hose, transfer, FF, 9 m (29.5 ft), clear (hose only)
1121121	Hose, transfer, FF, 18 m (59 ft), clear (hose only)
1121546	Service kit, transfer pump, Freedom
1121947	Service kit, high flow, transfer pump, Freedom
1121550	Service kit, O-rings, fill pump, adhesive storage bin, G3
1123314	Kit, hose cuff/RR, gray hose, G3
1123124	Kit, hose cuff/RR, clear hose, G3

## Fill System Replacement Parts and Kits *(contd.)*

### Standard Transfer Hose Solenoid Harnesses

Part Number	Description
1121866	Cable, 4 m (13 ft), PRO-FF-FREE bin, solenoid connection
1121867	Cable, 9 m (29.5 ft), PRO-FF-FREE bin, solenoid connection
1121868	Cable, 18 m (59 ft), PRO-FF-FREE bin, solenoid connection

### Quick-Disconnect Transfer Hose Solenoid Harnesses

Part Number	Description
1121869	Cable, 4 m (13 ft), PRO-FF-FREE bin, quick disconnect
1121870	Cable, 9 m (29.5 ft), PRO-FF-FREE bin, quick disconnect
1121871	Cable, 18 m (59 ft), PRO-FF-FREE bin, quick disconnect

### Adhesive Storage Bin

Part Number	Description
1121549	Kit, pneumatic control, single-feed adhesive storage bin, G3
1123103	Kit, pneumatic control, multi-feed adhesive storage bin, G3
1121548	Kit, vibrator, adhesive storage bin, G3
1121126	Harness, adhesive storage bin, QD, G3
7408012	Kit, suction wand, FF

# ProBlue Liberty™ Hot Melt Dispensing System

Integrated Tankless Melter and Fill System

This page intentionally blank.





# ProBlue Liberty™ ATS

Integrated Tankless Melter and Fill System with Adhesive Process Control

## Description

A consolidated tankless melter and fill system maintains consistent adhesive levels, increasing uptime while delivering energy and maintenance savings that result in increased operating efficiency and lower per-package costs.

A sensor in the reservoir monitors molten adhesive levels in the hopper and alerts the system when adhesive is needed. The closed system helps maintain adhesive bond strength by minimizing degradation that comes from prolonged thermal exposure, temperature variation and exposure to contaminants.

An integrated precision gear flow meter directly measures adhesive volume and alerts the system when the amount of adhesive is out of a pre-determined band. The output signal can be used to stop the line, eject product or signal a light tower. By tracking the precise amount of adhesive dispensed onto a package, users can minimize adhesive waste and prevent pop-opens.



## Features

- Track total adhesive consumption, per package add-on weight and total number of products
- Download historical data via USB for process analysis
- Hopper lid allows for easy access and sealed design maintains adhesive purity by protecting from plant debris
- Automatic pressure discharge valve relieves pressure into melter in seconds
- Service, maintenance and daily operation can be performed from one side of the melter
- Real-time monitoring and control via optional Ethernet IP & Fieldbus
- User adjustable adhesive volume upper and lower tolerance band limits to identify out of tolerance product

## Benefits

- Improves product quality and bond strength by maintaining consistent adhesive temperature, purity, bead volume and confirming adhesive add-on weight
- Increases plant operating efficiency by lengthening maintenance cycle and parts life while reducing machine jamming from pop-opens
- Reduces costs by identifying adhesive and product waste

# ProBlue Liberty™ ATS

Integrated Tankless Melter and Fill System with Adhesive Process Control

## Replacement Parts and Kits

### ATS Control Box

Part Number	Description
1125299	Kit, control box, ATS
1125300	Kit, harness, power, ATS
1125297	Kit, membrane panel, ATS
1125307	Kit, display, LCD, ATS
1125298	Kit, PCA, flow meter, ATS (flow control board)

### ATS Manifold

Part Number	Description
1125294	Kit, flow meter assy, ATS (includes the complete flow meter assembly)
1125199	Kit, sensor, flow meter, ATS
1125302	Kit, manifold, PB4/7, w/230V htr, ATS
1125303	Kit, manifold, PB10, w/230V htr, ATS
1125308	Kit, manifold, PB4/7, w/480V htr, ATS
1125309	Kit, manifold, PB10, w/480V htr, ATS
1025102	Kit, manifold insulation, small, ATS
1025103	Kit, manifold insulation, large, ATS
1064649	Kit, heater block, 230V, ProBlue
1064650	Kit, heater block, 480V, ProBlue
1028308	Kit, pressure discharge valve, P4, P7, & P10
1028309	Kit, service, manifold, P4, P7, & P10

### Other Service Kits

Part Number	Description
1125395	KIT, CPU, Liberty, ATS
1125197	KIT, 24V & serial adapter board, ATS (24V/serial adapter board)
1125471	Kit, regulator/solenoid, ATS



# ProBlue® Series Melters

Models 4, 7, and 10

## Description



ProBlue 4, 7, and 10 melters set a new standard for hot melt adhesive application by providing performance and features to meet a wide range of packaging requirements. Building on the proven durability and reliability of Nordson Series 3000 melters, ProBlue melters are designed to maximize uptime and reduce operating costs. Nordson ProBlue melters are simple and compact. These rugged, flexible, non-handed melters feature a smaller size and have a smaller service envelope to fit virtually any packaging line.

## Primary Features

- Approximately twenty percent smaller size
- Approximately fifty percent smaller service envelope
- Easy-to-use controls
- High-level noise immunity
- Saturn® basket-style disposable filter
- Rugged, non-handed design
- Proven Nordson SP dual-acting piston pump
- Cast-in heater
- PID temperature control
- Automatic pressure discharge (APD) valve
- Low-level adhesive indicator
- Communications options

# ProBlue® Series Melters

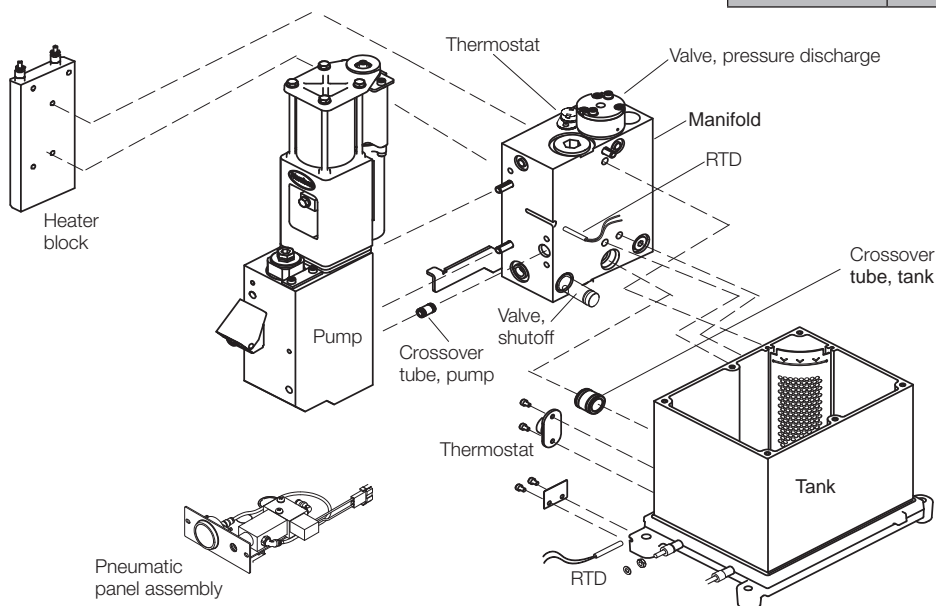
Models 4, 7, and 10

## Replacement Parts and Kits

### Tank, Pump, and Manifold

Part Number	Description
1028303	Kit, pump, piston, 15:1, replacement
1088212	Kit, pump, piston, 6:1, replacement
1028304	Service kit, pump, piston, (P4/P7/P10)
1028305	Filter assembly, 100 mesh, with O-ring
1028309	Service kit, manifold assembly (P4/P7/P10)
1019515	• O-ring, Viton, 0.050 x 0.75 x 0.125 in.
942080	• O-ring, Viton, 0.625 x 0.875 in.
942111	• O-ring, Viton, 0.812 x 0.062 x 0.125 in.
—	• O-ring, Viton, 0.750 x 0.938 x 0.094 in.
1120201	• Lubricant, O-ring, NSF-H1, 10 ml tube
1064649	Service kit, manifold heater block, 240V
1064650	Service kit, manifold heater block, 400/480V
1064651	Service kit, manifold, 4-hose, with heater block, 230V, ProBlue
1064652	Service kit, manifold, 4-hose, with heater block, 480V, ProBlue
1064653	Service kit, manifold, 6-hose, with heater block, 230V, ProBlue
1064654	Service kit, manifold, 6-hose, with heater block, 480V, ProBlue
1032154	Kit, manifold guard (P4)
1031871	Kit, manifold guard, 6-hose (P10)
1017212	Valve, shutoff

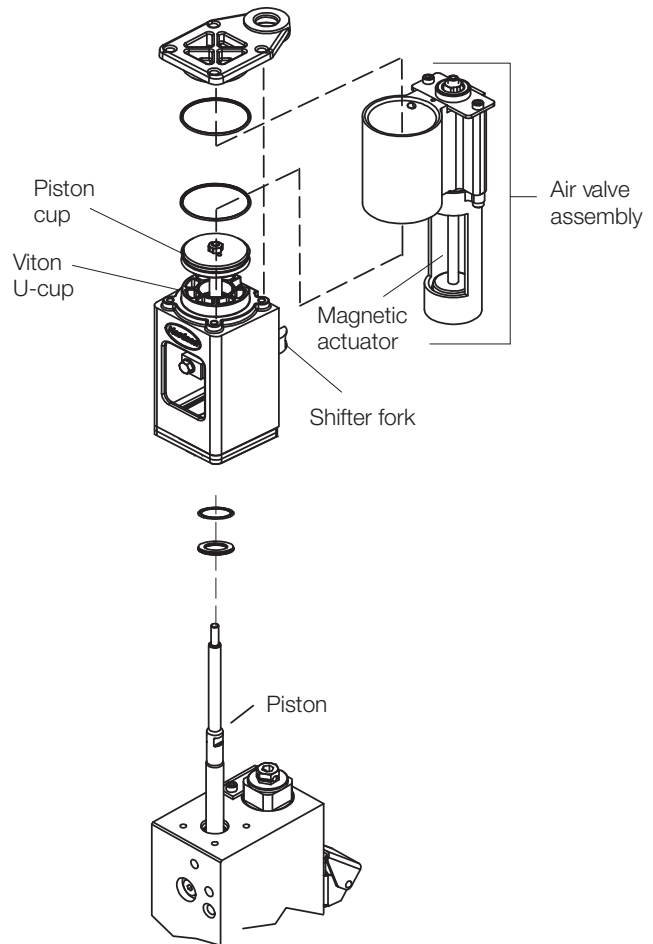
Part Number	Description
1028308	Service kit, pressure discharge valve <ul style="list-style-type: none"> <li>• Valve assembly, pressure discharge</li> <li>• Screw, hex, M5 x 50 (3)</li> <li>• Tee, run, 6 mm tube, G<math>\frac{1}{8}</math></li> </ul>
1028321	Service kit, thermostat <ul style="list-style-type: none"> <li>• Thermostat, OOR, 500 degree, push-on</li> <li>• Screw, hex, M4 x 6</li> <li>• Compound, thermal, NTE303, 1 gram</li> </ul>
1028320	Service kit, RTD, (P4/P7/P10)
—	• Sensor, temperature, RTD
—	• Screw, hex, M3 x 20
—	• Washer, lock, spring, M3
—	• Terminal block, 380 V
1019515	• O-ring, Viton, 0.50 x 0.75 x 0.125 in.
942111	• O-ring, Viton, 0.812 x 0.062 x 0.125 in.
—	• Compound, thermal, NTE303, 1 gram
1017186	Tube, crossover, tank
941161	• O-ring, Viton, 0.750 x 0.938 x 0.094 in.
1017189	Tube, crossover, pump
940133	• O-ring, Viton, 0.426 x 0.070 in.
1051033	Service kit, tank, P4, 230V
1051034	Service kit, tank, P7, 230V
1051035	Service kit, tank, P10, 230V
1049528	Service kit, replacement hinge pin (P4, P7, P10) (not shown)
1028307	Service kit, pneumatic panel assembly <ul style="list-style-type: none"> <li>• Pneumatic panel assembly</li> <li>• Screw, mounting (2)</li> </ul>



To place your order, NAD call 1-888-NORDSON (1-888-667-3766), fax 1-770-497-3733, or online at [www.enordson.com](http://www.enordson.com). International orders, call 1-440-985-4797, fax 1-440-985-1096, or email [intcustomerservice@nordson.com](mailto:intcustomerservice@nordson.com).

## Standard 15:1 Pump

Part Number	Description
1028303	Kit, pump, piston, 15:1, replacement <ul style="list-style-type: none"> <li>• Pump, piston, 15:1</li> <li>• O-ring, Viton, 0.50 x 0.75 x 0.125 in.</li> <li>• O-ring, Viton, 0.812 x 0.062 x 0.125 in.</li> <li>• Elbow, male, 6 mm tube, G 1/8</li> <li>• Lubricant, O-ring, NSF-H1, 10 ml tube</li> </ul>
1028304	Service kit, pump, piston, (P4, P7, P10)
940133	• O-ring, Viton, 0.426 x 0.070 in.
940332	• O-ring, Viton, 2.00 x 2.125 x 0.063 in.
1019515	• O-ring, Viton, 0.50 x 0.75 x 0.125 in.
942111	• O-ring, Viton, 0.812 x 0.062 x 0.125 in.
940181	• O-ring, Viton, 0.739 x 0.70 in.
952100	• Cup, U, Viton
954013	• Backup ring, single, 7/16 x 9/16
163039	• Cup, piston
273139	• Seal, pump
986331	• Retaining ring, internal, 100, push-on
—	• Nut, hex, lock, torque, M6
982147	• Screw, hex, cap, M6 x 120
982237	• Screw, hex, cap, M6 x 35
983410	• Washer, flat, M6
940172	• O-ring, Viton, 0.676 x 0.070
1120201	• Lubricant, O-ring, NSF-H1, 10 ml tube
940261	• O-ring, Viton, 1.25 x 1.375 x 0.063
1017849	• Backup ring, 1.273 x 0.045 thick
—	• O-ring, Viton, 1 in. tube
973543	• Plug, O-ring, 7/16-20
1120290	Lubricant, high-temp, NSF-H1, 1 oz bottle
1006027	Air valve assembly
164606	Service kit, magnetic actuator, SP
166880	Service kit, fork, magnetic, SP
273139	Pump seal
940172	O-ring, Viton, 0.676 x 0.070 in.
940332	O-ring, 2.0 x 2.125 x 0.063 in.
163039	Piston cup
952100	Viton U-cup

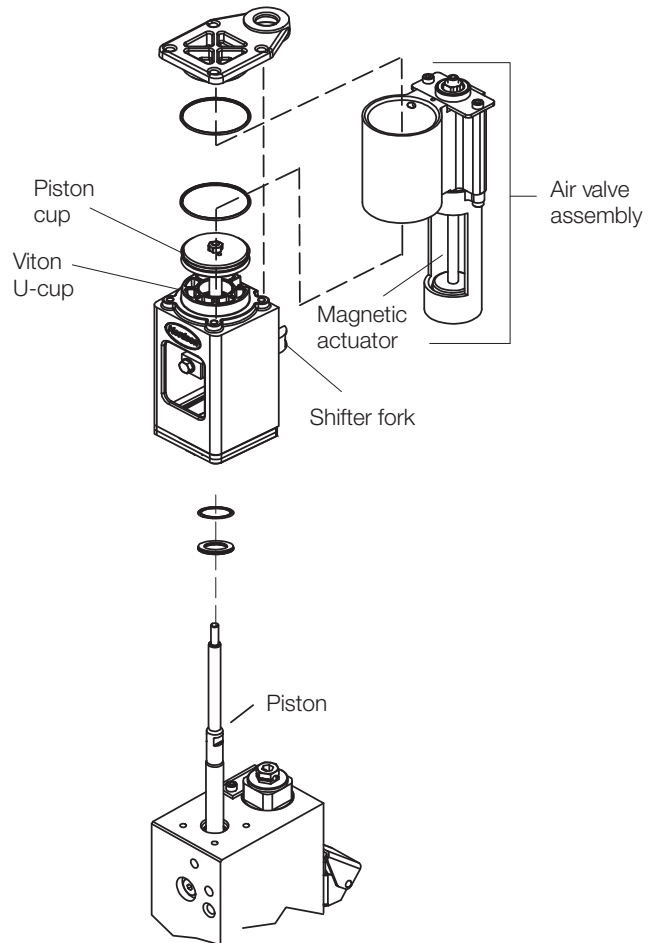


# ProBlue® Series Melters

Models 4, 7, and 10

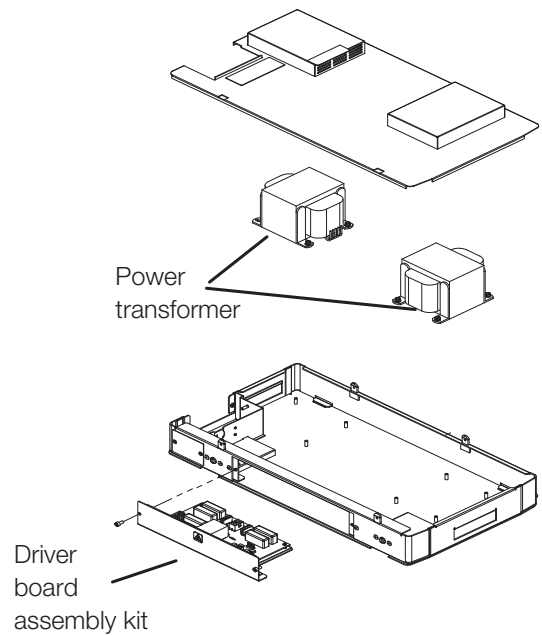
## 6:1 Pump

Part Number	Description
1088212	Kit, service, pump assembly, replacement <ul style="list-style-type: none"> <li>• Cup, piston, 6:1</li> <li>• Washer, piston, seal, 6:1</li> <li>• Washer, piston cup, 6:1</li> <li>• Sleeve, piston pump, 6:1</li> <li>• O-ring, Viton, -134</li> <li>• O-ring, Viton, 2.000 x 2.125 x 0.063</li> <li>• Lubricant, O-ring, NSF-H1, 10 ml tube</li> </ul>
1120290	Lubricant, high-temp, NSF-H1, 1 oz bottle
1098815	Air valve assembly
164606	Service kit, magnetic actuator, SP
166880	Service kit, fork, magnetic, SP
273139	Pump seal
940172	O-ring, Viton, 0.676 x 0.070 in.
940332	O-ring, 2.0 x 2.125 x 0.063 in.
1065445	Piston cup
952100	Viton U-cup



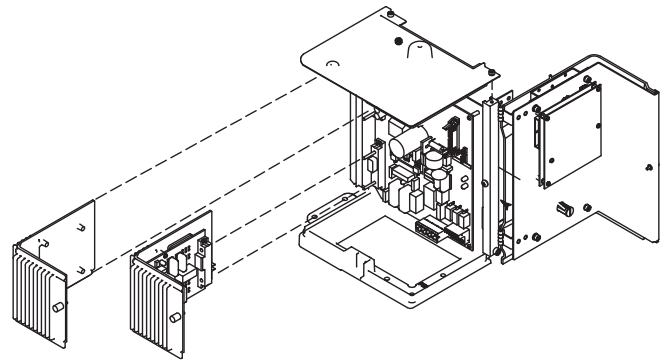
## Transformer Assembly

Part Number	Description
1039840	ProBlue transformer base assembly, 1.5 kVA
1039841	ProBlue transformer base assembly, 3.0 kVA
1041660	Kit, 400/480V, 1.5 kVA automatic power transformer
1041662	Kit, 400/480V driver board assembly kit
1041661	Kit, 400/480V fuse kit <ul style="list-style-type: none"> <li>• Fuse, 8 A, fast-acting, 600V, CC-REJ (2)</li> <li>• Fuse, 5 A, time-delay, 600V, CC-REJ (4)</li> </ul>



## Electrical Enclosure

Part Number	Description
1028328	Kit, hose/appliator module, P4, P7, P10
1017223	Removable blank module frame
1028325	Kit, CPU control board
1028326	Kit, operator panel/enclosure, P4 and P7
1028327	Kit, operator panel/enclosure, P10
1028322	Kit, main circuit board, P4 and P7
1028323	Kit, main circuit board, P10
1028324	Kit, 6-hose extension, board, P10
1028331	Kit, hose/appliator module fuses <ul style="list-style-type: none"> <li>• Fuse 6.30, fast acting 250 V, 5 x 2 (package of 4)</li> </ul>
1028329	Kit, main circuit board fuse <ul style="list-style-type: none"> <li>• Fuse, 15.00, non-time delay, 250V (package of 2)</li> <li>• Fuse, time-lag, 2A, 5 x 20 mm, ceramic (package of 2)</li> </ul>



# ProBlue® Series Melters

Models 4, 7, and 10

## Service Kits

### Level Switch

Part Number	Description
1038971	Kit, switch, level, P4/P7 <ul style="list-style-type: none"> <li>• Switch, level, assembly, P4/P7</li> <li>• Nut, hex, M5 (2 ea)</li> </ul>
1038972	Kit, switch, level, P10 <ul style="list-style-type: none"> <li>• Switch, level, assembly, P10</li> <li>• Nut, hex, M5 (2 ea)</li> </ul>

### Vent Guard (P10)

Part Number	Description
1048884	Kit, guard assembly, vent, screen, P10 <ul style="list-style-type: none"> <li>• Guard, screen, pump cover, P10</li> <li>• Reference drawing, guard kit, vent, screen, P10</li> </ul>

### Heater Block

Part Number	Description
1064649	Kit, heater block, 230V <ul style="list-style-type: none"> <li>• Heater block, 230V</li> <li>• Screw, socket, M5 x 25</li> <li>• Washer, lock, M, split, M5</li> <li>• O-ring, Viton, 0.812 x 1.062 x 0.125</li> </ul>
1064650	Kit, heater block, 480V <ul style="list-style-type: none"> <li>• Heater block, 480V</li> <li>• Screw, socket, M5 x 25</li> <li>• Washer, lock, M, split, M5</li> <li>• O-ring, Viton, 0.812 x 1.062 x 0.125</li> </ul>

### Basic Spare Parts

Part Number	Description
1028332	Kit, basic spare parts, P4/P7/P10
1028305	<ul style="list-style-type: none"> <li>• Filter, Saturn, melter, 100 mesh</li> </ul>
1028320	<ul style="list-style-type: none"> <li>• Kit, service, RTD, P4/P7/P10</li> </ul>
1028321	<ul style="list-style-type: none"> <li>• Kit, service, thermostat, melter</li> </ul>
1028328	<ul style="list-style-type: none"> <li>• Kit, service, hose/applicator module, P4/P7/P10</li> </ul>
1028329	<ul style="list-style-type: none"> <li>• Kit, service, fuse, main circuit board, P4/P7/P10</li> </ul>
1028331	<ul style="list-style-type: none"> <li>• Kit, service, fuse, hose/applicator module, P4/P7/P10</li> </ul>

### Expanded Spare Parts

Part Number	Description
1028333	Kit, expanded spare parts, P4/P7/P10
1028305	<ul style="list-style-type: none"> <li>• Filter, Saturn, melter, 100 mesh</li> </ul>
1028320	<ul style="list-style-type: none"> <li>• Kit, service, RTD, P4/P7/P10</li> </ul>
1028321	<ul style="list-style-type: none"> <li>• Kit, service, thermostat, melter</li> </ul>
1028328	<ul style="list-style-type: none"> <li>• Kit, service, hose/applicator module, P4/P7/P10</li> </ul>
1028329	<ul style="list-style-type: none"> <li>• Kit, service, fuse, main circuit board, P4/P7/P10</li> </ul>
1028331	<ul style="list-style-type: none"> <li>• Kit, service, fuse, hose/applicator module, P4/P7/P10</li> </ul>
1028304	<ul style="list-style-type: none"> <li>• Kit, service, pump, P4/P7/P10</li> </ul>
1028309	<ul style="list-style-type: none"> <li>• Kit, service, manifold, P4/P7/P10</li> </ul>
1023267	<ul style="list-style-type: none"> <li>• Filter assembly, air, 6 mm BSPP</li> </ul>

### Optional Accessories

Part Number	Description
1036607	Kit, I/O expansion card
1053300	Kit, PROFIBUS communication
1124963	Kit, PROFINET communication
1053288	Kit, DeviceNet communication
1053289	Kit, Ethernet communication
1061030	Kit, 8 hose/applicator expansion base (ProBlue 10 only)





# ProBlue® Series Melters

Models 15/30/50 Large Capacity

## Description

Nordson ProBlue melters are designed to maximize uptime and reduce operating costs. These rugged, flexible, non-handed melters fit on virtually any packaging line.

## Primary Features

- Melter sizes and service envelopes closely match legacy products for easy integration into existing applications.
- All sheet metal enclosures and large tank openings allow for easy operation and daily maintenance.
- Status-at-a-glance indicators highlight: ready, fault, service and temperature status for tank, hose, and applicator.
- Simplified intuitive controls and service indicators require less user training and simplify maintenance scheduling.
- Disposable filter reduces daily maintenance by eliminating routine filter flushing.
- Standard tank low-level indicator and output protects against operator oversight and helps assure continuous production.
- Standard programmable I/O (3 output and 4 input) facilitate parent machine integration.
- Quick disconnect primary power and I/O plugs and pneumatic fittings provide easier installation.
- Sub-base allows easy, quick access to mounting bolts and electrical knockouts for easier installation.
- Easy-to-remove exterior panels are constructed of rugged sheet molded FRP and include a heavy duty tank lid.
- Cast-in heating elements and PTFE-coated tanks provide fast warm-up time, improve heat transfer and reduce char buildup.
- Remote temperature setback, hose/applicator enable/disable, and automatic temperature setback are standard programmable features to enhance operation.
- Communications options and serial and network communications allow improved integration into parent machine control systems.
- All major components are easily accessible from the front of the melter, and all major subsystems are easily replaced.



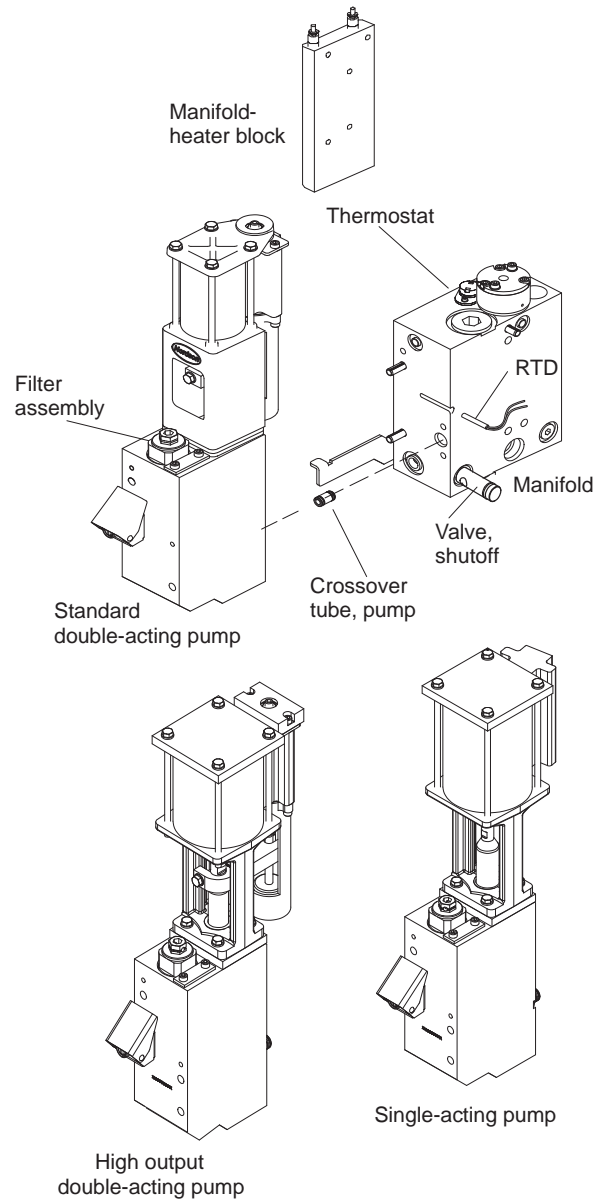
# ProBlue® Series Melters

Models 15/30/50 Large Capacity

## Replacement Parts

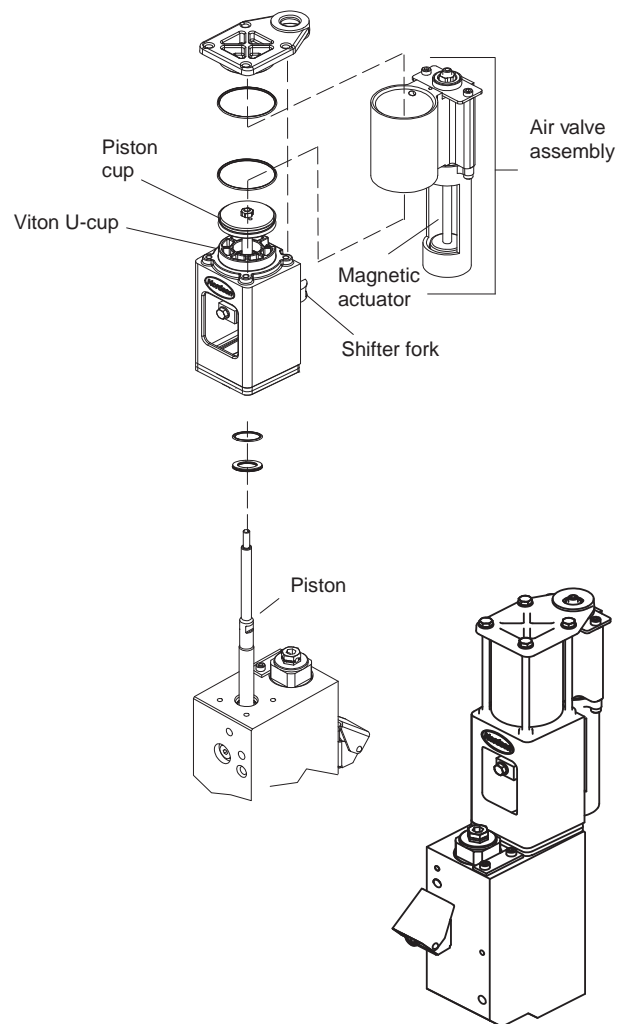
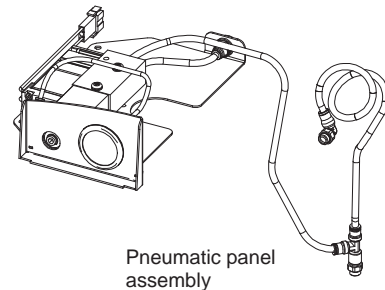
### Pump and Manifold

Part Number	Description
1028303	Kit, pump, piston, 15:1, replacement
1028304	Service kit, pump, piston, 15:1
1058305	Kit, pump, piston, high-output, replacement
1058307	Service kit, pump, piston, high output
1058306	Kit, pump, piston, single-acting, replacement
1058308	Service kit, pump, piston, single-acting
1028305	Filter assembly, 100 mesh, with O-ring
1028309	Service kit, manifold assembly, double-acting pump
1019515	<ul style="list-style-type: none"> <li>O-ring, Viton, 0.050 x 0.75 x 0.125 in.</li> </ul>
942080	<ul style="list-style-type: none"> <li>O-ring, Viton, 0.625 x 0.875 in.</li> </ul>
942111	<ul style="list-style-type: none"> <li>O-ring, Viton, 0.812 x 0.062 x 0.125 in.</li> </ul>
—	<ul style="list-style-type: none"> <li>O-ring, Viton, 0.750 x 0.938 x 0.094 in.</li> </ul>
1120201	<ul style="list-style-type: none"> <li>Lubricant, O-ring, NSF-H1, 10 ml tube</li> </ul>
1064649	Service kit, manifold heater block, 230V
1064653	Service kit, manifold, 6-hose, with heater block, 230V, ProBlue
1031871	Kit, manifold guard, 6-hose (P10)
1060358	Kit, service, displacement plug
1017212	Valve, shutoff
1028321	Service kit, thermostat <ul style="list-style-type: none"> <li>Thermostat, OOR, 500 degree, push-on</li> <li>Screw, hex, M4 x 6</li> <li>Compound, thermal, NTE303, 1 gram</li> </ul>
1028308	Service kit, pressure discharge valve <ul style="list-style-type: none"> <li>Valve assembly, pressure discharge</li> <li>Screw, hex, M5 x 50 (3)</li> <li>Tee, run, 6mm tube, G-1/8</li> </ul>
1028320	Service kit, RTD, (P4/P7/P10) <ul style="list-style-type: none"> <li>Sensor, temperature, RTD</li> <li>Screw, hex, M3 x 20</li> <li>Washer, lock, spring, M3</li> <li>Terminal block, 380 V</li> </ul>
1019515	<ul style="list-style-type: none"> <li>O-ring, Viton, 0.50 x 0.75 x 0.125 in.</li> </ul>
942111	<ul style="list-style-type: none"> <li>O-ring, Viton, 0.812 x 0.062 x 0.125 in.</li> </ul>
—	<ul style="list-style-type: none"> <li>Compound, thermal, NTE303, 1 gram</li> </ul>
1017186	Tube, crossover, tank
941161	<ul style="list-style-type: none"> <li>O-ring, Viton, 0.750 x 0.938 x 0.094 in.</li> </ul>
1017189	Tube, crossover, pump
940133	<ul style="list-style-type: none"> <li>O-ring, Viton, 0.426 x 0.070 in.</li> </ul>



## Standard Output Double-Acting 15:1 Pump

Part Number	Description
1058380	Service kit, pneumatic panel assembly, standard double-acting pump <ul style="list-style-type: none"> <li>Pneumatic panel assembly</li> <li>Screw, mounting (2)</li> </ul>
1028303	Kit, pump, piston, 15:1, replacement <ul style="list-style-type: none"> <li>Pump, piston, 15:1</li> <li>O-ring, Viton, 0.50 x 0.75 x 0.125 in.</li> <li>O-ring, Viton, 0.812 x 0.062 x 0.125 in.</li> <li>Elbow, male, 6 mm tube, G -1/8</li> <li>Lubricant, O-ring, NSF-H1, 10 ml tube</li> </ul>
1028304	Service kit, pump, piston, (P4, P7, P10)
940133	<ul style="list-style-type: none"> <li>O-ring, Viton, 0.426 x 0.070 in.</li> </ul>
940332	<ul style="list-style-type: none"> <li>O-ring, Viton, 2.00 x 2.125 x 0.063 in.</li> </ul>
1019515	<ul style="list-style-type: none"> <li>O-ring, Viton, 0.50 x 0.75 x 0.125 in.</li> </ul>
942111	<ul style="list-style-type: none"> <li>O-ring, Viton, 0.812 x 0.062 x 0.125 in.</li> </ul>
940181	<ul style="list-style-type: none"> <li>O-ring, Viton, 0.739 x 0.70 in.</li> </ul>
952100	<ul style="list-style-type: none"> <li>Cup, U, Viton</li> </ul>
954013	<ul style="list-style-type: none"> <li>Backup ring, single, 7/16 x 9/16</li> </ul>
163039	<ul style="list-style-type: none"> <li>Cup, piston</li> </ul>
273139	<ul style="list-style-type: none"> <li>Seal, pump</li> </ul>
986331	<ul style="list-style-type: none"> <li>Retaining ring, internal, 100, push-on</li> </ul>
—	<ul style="list-style-type: none"> <li>Nut, hex, lock, torque, M6</li> </ul>
982147	<ul style="list-style-type: none"> <li>Screw, hex, cap, M6 x 120</li> </ul>
982237	<ul style="list-style-type: none"> <li>Screw, hex, cap, M6 x 35</li> </ul>
983410	<ul style="list-style-type: none"> <li>Washer, flat, M6</li> </ul>
940172	<ul style="list-style-type: none"> <li>O-ring, Viton, 0.676 x 0.070</li> </ul>
1120201	<ul style="list-style-type: none"> <li>Lubricant, O-ring, NSF-H1, 10 ml tube</li> </ul>
940261	<ul style="list-style-type: none"> <li>O-ring, Viton, 1.25 x 1.375 x 0.063</li> </ul>
1017849	<ul style="list-style-type: none"> <li>Backup ring, 1.273 x 0.045 thick</li> </ul>
—	<ul style="list-style-type: none"> <li>O-ring, Viton, 1-inch tube</li> </ul>
973543	<ul style="list-style-type: none"> <li>Plug, O-ring, 7/16-20</li> </ul>
1120290	<ul style="list-style-type: none"> <li>Lubricant, high-temp, NSF-H1, 1 oz bottle</li> </ul>
1006027	Air valve assembly
164606	Service kit, magnetic actuator, SP
166880	Service kit, fork, magnetic, SP
273139	Pump seal
940172	O-ring, Viton, 0.676 x 0.070 in.
940332	O-ring, 2.0 x 2.125 x 0.063 in.
163039	Piston cup
952100	Viton U-cup



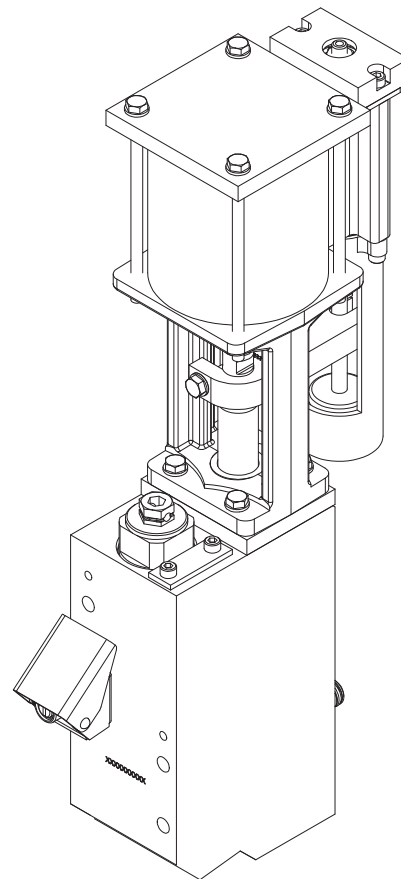
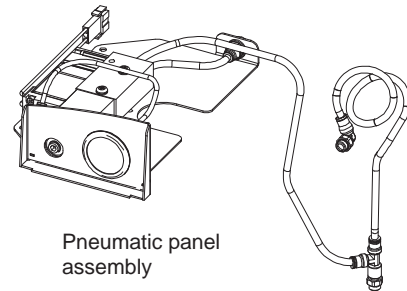
# ProBlue® Series Melters

Models 15/30/50 Large Capacity

## Replacement Parts (contd)

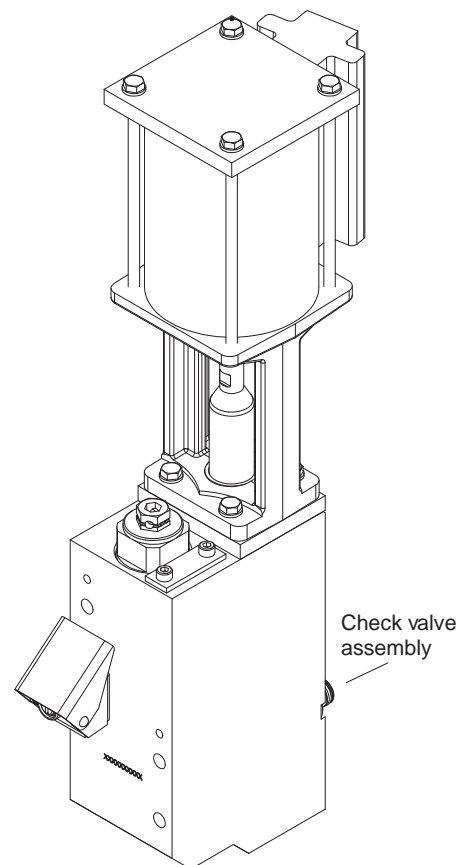
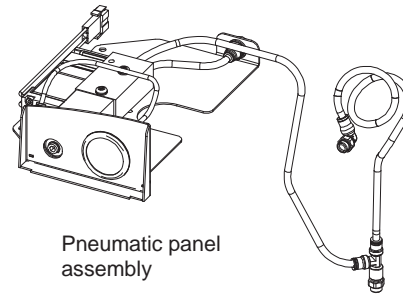
### High Output Double-Acting 16:1 Pump

Part Number	Description
1058383	Service kit, pneumatic panel assembly, high output double-acting pump <ul style="list-style-type: none"> <li>• Pneumatic panel assembly</li> <li>• Screw, mounting (2)</li> </ul>
1058305	Kit, pump, piston, high output, replacement <ul style="list-style-type: none"> <li>• Pump, piston, high output</li> <li>• O-ring, Viton, 0.50 x 0.75 x 0.125 in.</li> <li>• O-ring, Viton, 0.812 x 1.062 x 0.125 in.</li> <li>• Elbow, male, 6 mm tube, G-1/8</li> <li>• Lubricant, O-ring, NSF-H1, 10 ml tube</li> </ul>
1058307	Service kit, pump, piston, (P4, P7, P10)
940133	<ul style="list-style-type: none"> <li>• O-ring, Viton, 0.426 x 0.070 in.</li> </ul>
940420	<ul style="list-style-type: none"> <li>• O-ring, Viton, 3.25 x 3.375 x 0.063 in.</li> </ul>
1019515	<ul style="list-style-type: none"> <li>• O-ring, Viton, 0.50 x 0.75 x 0.125 in.</li> </ul>
942111	<ul style="list-style-type: none"> <li>• O-ring, Viton, 0.812 x 0.062 x 0.125 in.</li> </ul>
940181	<ul style="list-style-type: none"> <li>• O-ring, Viton, 0.739 x 0.70 in.</li> </ul>
1044194	<ul style="list-style-type: none"> <li>• Cup, U, Viton, 0.739 ID x 0.070 W</li> </ul>
954013	<ul style="list-style-type: none"> <li>• Backup ring, single, 7/16 x 9/16</li> </ul>
1044068	<ul style="list-style-type: none"> <li>• Cup, piston, pump, high output</li> </ul>
288122	<ul style="list-style-type: none"> <li>• Seal, pump</li> </ul>
1047615	<ul style="list-style-type: none"> <li>• Retaining ring, internal, 125, push-on</li> </ul>
—	<ul style="list-style-type: none"> <li>• Nut, hex, lock, torque, M6</li> </ul>
982147	<ul style="list-style-type: none"> <li>• Screw, hex, cap, M6 x 120</li> </ul>
982237	<ul style="list-style-type: none"> <li>• Screw, hex, cap, M6 x 35</li> </ul>
983410	<ul style="list-style-type: none"> <li>• Washer, flat, M6</li> </ul>
940211	<ul style="list-style-type: none"> <li>• O-ring, Viton, 0.938 x 1.063 x 0.063-021</li> </ul>
1120201	<ul style="list-style-type: none"> <li>• Lubricant, O-ring, NSF-H1, 10 ml tube</li> </ul>
940261	<ul style="list-style-type: none"> <li>• O-ring, Viton, 1.25 x 1.375 x 0.063</li> </ul>
1017849	<ul style="list-style-type: none"> <li>• Backup ring, 1.273 x 0.045 thick</li> </ul>
940261	<ul style="list-style-type: none"> <li>• O-ring, Viton, 1.25 x 1.375-x 0.063 in.</li> </ul>
1120290	<ul style="list-style-type: none"> <li>• Lubricant, high-temp, NSF-H1, 1 oz bottle</li> </ul>
303706	<ul style="list-style-type: none"> <li>• O-ring, Viton, 1.47 ID x 0.118 W</li> </ul>
973543	<ul style="list-style-type: none"> <li>• Plug, O-ring, 7/16-20</li> </ul>
1120290	<ul style="list-style-type: none"> <li>• Lubricant, high-temp, NSF-H1, 1 oz bottle</li> </ul>
1006027	Air valve assembly
164606	Service kit, magnetic actuator, SP
1060354	Service kit, fork assembly, high-output



## Single-Acting 12:1 Pump

Part Number	Description
1058385	Service kit, pneumatic panel assembly, single-acting pump <ul style="list-style-type: none"> <li>• Pneumatic panel assembly</li> <li>• Screw, mounting (2)</li> </ul>
1058306	Kit, pump, piston, single-acting, replacement <ul style="list-style-type: none"> <li>• Pump, piston,</li> <li>• O-ring, Viton, 0.50 x 0.75 x 0.125 in.</li> <li>• O-ring, Viton, 0.812 x 1.062 x 0.125 in.</li> <li>• Elbow, male, 6 mm tube, G 1/8</li> <li>• Lubricant, O-ring, NSF-H1, 10 ml tube</li> </ul>
1058308	Service kit, pump, piston, (P4, P7, P10)
940133	• O-ring, Viton, 0.426 x 0.070 in.
940420	• O-ring, Viton, 3.25 x 3.375 x 0.063 in.
1019515	• O-ring, Viton, 0.50 x 0.75 x 0.125 in.
942111	• O-ring, Viton, 0.812 x 0.062 x 0.125 in.
940161	• O-ring, Viton, 0.614 ID, x 0.070 W, br
1044194	• Cup, U, Viton, 0.739 ID x 0.070 W
954013	• Backup ring, single, 7/16 x 9/16
1044068	• Cup, piston, pump, high output
—	• Seal, pump, hi vol, S/A
1047615	• Retaining ring, internal, 125, push-on
—	• Nut, hex, lock, torque, M6
—	• Screw, hex, cap, M6 x 120
982237	• Screw, hex, cap, M6 x 35
983410	• Washer, flat, M6
940231	• O-ring, Viton, 1.063 x 1.188 x 0.063
1120201	• Lubricant, O-ring, NSF-H1, 10 ml tube
940261	• O-ring, Viton, 1.25 x 1.375 x 0.063
1017849	• Backup ring, 1.273 x 0.045 thick
954045	• Backup ring, single, 5/8 x 3/4
303706	• O-ring, Viton, 1.475 ID x 0.118 W
973543	• Plug, O-ring, 7/16-20
1060355	Check valve assembly, single-acting pump



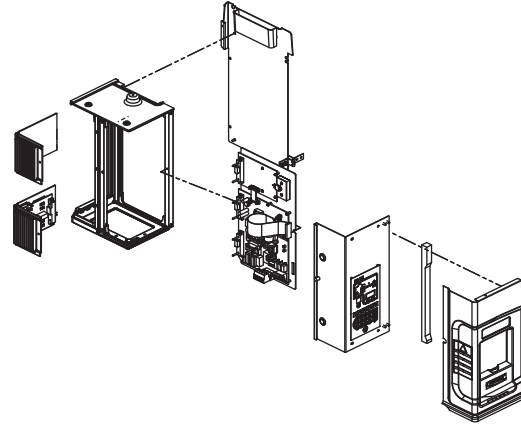
# ProBlue® Series Melters

Models 15/30/50 Large Capacity

## Service Kits

### Electrical Enclosure

Part Number	Description
1028328	Kit, hose/appliator module
1017223	Removable blank module frame
1028325	Kit, CPU control board
1028327	Kit, service, operator panel/enclosure
1054008	Kit, main circuit board
1028331	Kit, hose/appliator module fuses <ul style="list-style-type: none"> <li>• Fuse 6.30, fast acting 250V, 5 x 2 (4)</li> </ul>
1054009	Kit, driver board fuses <ul style="list-style-type: none"> <li>• Fuse, 25.00, fast-acting, 600V (2)</li> </ul>



### Level Switch

Part Number	Description
1060329	Kit, switch, level, P15/30 <ul style="list-style-type: none"> <li>• Switch, level, assembly, P15/30</li> <li>• Nut, hex, M5 (2 ea)</li> </ul>
1060362	Kit, switch, level, P50 <ul style="list-style-type: none"> <li>• Switch, level, assembly, P50</li> <li>• Nut, hex, M5 (2 ea)</li> </ul>
1059911	Kit, service, level switch, 3 position, P15/30 <ul style="list-style-type: none"> <li>• Switch, level, assembly, 3 position, P15/30</li> <li>• Nut, hex, M5 (2 ea)</li> </ul>

### Thermostat

Part Number	Description
1028321	Service kit, thermostat <ul style="list-style-type: none"> <li>• Thermostat, OOR, 500 degrees F, push-on</li> <li>• Screw, hex, M4 x 6</li> <li>• Compound, thermal, NTE303, 1 gram</li> </ul>

### Lid Replacement

Description	Part Number ProBlue 15	Part Number ProBlue 30/50
Kit, service, lid replacement	1060328	1060361



## Door and Cover Replacement

Description	Part Number ProBlue 15	Part Number ProBlue 30	Part Number ProBlue 50
Kit, service, melter cover <ul style="list-style-type: none"> <li>• Assembly, melter cover</li> </ul>	1060357	1059897	1059898
Kit, service, door, ebox <ul style="list-style-type: none"> <li>• Cover, door, ebox</li> <li>• Hinge assembly, flip-down door</li> <li>• Screw, socket head, cap, M3 x 8 sst (qty of 2)</li> </ul>	1060352	1059899	1059910
Kit, service, filter door <ul style="list-style-type: none"> <li>• Door, assembly, filter</li> <li>• Insulation, filter door</li> </ul>	1060351	1060351	1060351
Kit, service, pump cover <ul style="list-style-type: none"> <li>• Assembly, cover, pump</li> </ul>	1060350	1060350	1060350

## Tank Replacement

Description	Part Number ProBlue 15	Part Number ProBlue 30	Part Number ProBlue 50
Kit, service, replacement, tank	1060356	1061520	1061613

## RTD

Part Number	Description
1028320	Service kit, RTD, (P4/P7/P10)
—	<ul style="list-style-type: none"> <li>• Sensor, temperature, RTD</li> </ul>
—	<ul style="list-style-type: none"> <li>• Screw, hex, M3 x 20</li> </ul>
—	<ul style="list-style-type: none"> <li>• Washer, lock, spring, M3</li> </ul>
—	<ul style="list-style-type: none"> <li>• Terminal block, 380 V</li> </ul>
1019515	<ul style="list-style-type: none"> <li>• O-ring, Viton, 0.50 x 0.75 x 0.125 in.</li> </ul>
942111	<ul style="list-style-type: none"> <li>• O-ring, Viton, 0.812 x 0.062 x 0.125 in</li> </ul>
—	<ul style="list-style-type: none"> <li>• Compound, thermal, NTE303, 1 gram</li> </ul>

## Optional Accessories

Part Number	Description
1036607	I/O expansion card kit
1053300	PROFIBUS communications kit
1124963	PROFINET communications kit
1053288	DeviceNet communications kit
1053289	Ethernet communications kit
1061031	8 hose/gun expansion base (ProBlue 15 only)

## 400/480V Fuse

Part Number	Description
1058426	Kit, service, fuse, 400/480V <ul style="list-style-type: none"> <li>• Fuse, 15.00, time-delay, 600V (qty of 3)</li> </ul>

# ProBlue® Series Melters

Models 15/30/50 Large Capacity

This page intentionally blank





# ProBlue™ ATS

4, 7, and 10 Liter Melters with Adhesive Process Control

## Description

Combine simple operation with an adhesive tracking system (ATS) to maximize uptime, optimize adhesive consumption and improve production efficiency

## Features

- Installation is quick and easy. Compact size and a patented, centrally located manifold that allows hoses to run right or left means ProBlue melters fit on virtually any packaging line.
- Quick-disconnect power and I/O plugs and a patented, quick-release base design further simplify set up.
- Plug-in modules let you add or subtract hoses and guns to meet changing production needs.
- A disposable filter eliminates the need for routine filter flushing while helping prevent debris and contaminants in adhesive from reaching your products.
- An integrated precision gear flow meter directly measures adhesive volume, and the system output signal can be used to stop the line, eject product or signal a light tower.
- Maintain the proper adhesive deposit on each and every package to increase production efficiency and quality.
- Track total adhesive consumption, per package add-on weight, total number of products and out-of-tolerance products.
- Operator safety is improved with a patented automatic pressure discharge (APD) valve that relieves pressure into the melter tank in seconds.
- Reduce costs by identifying adhesive and product waste.
- Monitor and control in real time via optional Ethernet IP & Fieldbus; download historical data via USB
- User adjustable adhesive volume upper and lower tolerance band limits to identify out-of-tolerance products



# ProBlue™ ATS

4, 7, and 10 Liter Melters with Adhesive Process Control

## Replacement Parts and Kits

### ATS Control Box

Part Number	Description
1125299	Kit, control box, ATS
1125300	Kit, harness, power, ATS
1125297	Kit, membrane panel, ATS
1125307	Kit, display, LCD, ATS
1125298	Kit, PCA, flow meter, ATS (flow control board)

### ATS Manifold

Part Number	Description
1125294	Kit, flow meter assy, ATS (includes the complete flow meter assembly)
1125199	Kit, sensor, flow meter, ATS
1125302	Kit, manifold, PB4/7, w/230V htr, ATS
1125303	Kit, manifold, PB10, w/230V htr, ATS
1125308	Kit, manifold, PB4/7, w/480V htr, ATS
1125309	Kit, manifold, PB10, w/480V htr, ATS
1025102	Kit, manifold insulation, small, ATS
1025103	Kit, manifold insulation, large, ATS
1064649	Kit, heater block, 230V, ProBlue
1064650	Kit, heater block, 480V, ProBlue
1028308	Kit, pressure discharge valve, P4, P7, & P10
1028309	Kit, service, manifold, P4, P7, & P10

### Other Service Kits

Part Number	Description
1125396	KIT, CPU, ProBlue, ATS
1125197	KIT, 24V & serial adapter board, ATS (24V/serial adapter board)
1125471	Kit, regulator/solenoid, ATS



# AltaBlue™ Touch Series Melters

Models 15, 30, 50, and 100

## Description

AltaBlue Touch Series melters are designed for precise, demanding hot melt adhesive applications. A choice of metering spur-gear pumps with variable-speed AC motors and key-to-line functionality satisfies a wide range of manufacturing requirements. A non-stick tank and reservoir design reduces adhesive degradation while maximizing adhesive throughput. The Optix™ user interface offers a color LCD touch screen for intuitive control.

AltaBlue Touch Series melters enable pressure and flow monitoring and control through optional control boards. This integrated solution simplifies the system and reduces cost while providing a means for measuring and controlling material dispense rate in response to production rate changes. Through variation management, material consumption is reduced while product quality and production efficiency are enhanced.

## Primary Features

- Offer intuitive control via Optix user interface
- Enable pressure and flow monitoring and control through an integrated option
- Provide reliable day-to-day operation
- Simplify routine maintenance
- Maximize production up-time
- Serve a broad range of industries



# AltaBlue™ Touch Series Melters

Models 15, 30, 50, and 100

## Replacement Parts and Kits

### Low Level Indicators

Part Number	Description
1079477	Low level indication, 15/30L, one/two pump
1079478	Low level indication, 50L, one/two pump
1079476	Low level indication, 30/50L, three/four pump
1079973	Low level indication, 100L

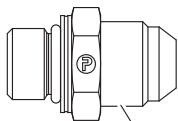
### Line Speed Signal Generator

Part Number	Description
119560	<b>Generator, 0–10 VDC, with bracket and cable</b>

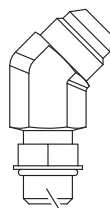
### Optional Fittings

These fittings can be used at the melter end of a hose.

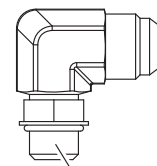
Hose Size	Fitting Part Number	Fitting Type	Fitting Size, Melter Side	Fitting Size, Hose Side
8-mm	7400333	Straight	M16 x 1.5	9/16-18 JIC
	7400337	45-degree	M16 x 1.5	9/16-18 JIC
	7400335	90-degree	M16 x 1.5	9/16-18 JIC
12-mm	7401279	Straight	M16 x 1.5	3/4-16 JIC
	7401278	45-degree	M16 x 1.5	3/4-16 JIC
	7401277	90-degree	M16 x 1.5	3/4-16 JIC
16-mm (see Note)	7400334	Straight	M22 x 1.5	11/16 JIC
	7400338	45-degree	M22 x 1.5	11/16 JIC
	7400336	90-degree	M22 x 1.5	11/16 JIC



Straight fitting



45-degree fitting



90-degree fitting

## Heater Service Kits

Part Number	Description
7400298	Service kit, heater, 240V, 800W, 1/2 x 11.65 (one/two pump melter, 30/50L hopper)
7400876	Service kit, heater, 240V, 500W, 1/2 x 6.38 (one/two pump melter, 15L hoppers and three/four pump melter, 30L hoppers)
7400875	Service kit, heater, 240V, 750W, 1/2 x 11.85 (three/four pump melter, 50L hoppers)
7401316	Service kit, heater, 240V, 1000W, 1/2 x 22.75 (100L melter hoppers)
7400297	Service kit, heater, 240V, 800W, 1/2 x 13.75 (all melter manifolds)
7400569	Service kit, heater, 240V, 400W, 1/2 x 13.75 (one/two pump melter reservoirs)
7400874	Service kit, heater, 240V, 800W, 1/2 x 27.5 (three/four pump melter and 100L melter reservoirs)

## Lids

Part Number	Description
7403317	Kit, LCD cover
7402919	Service kit, lid, AB2D15L/4D30L
7402920	Service kit, lid, AB2D30&50L/4D50L
7402921	Service kit, lid, AB100L
7402922	Service kit, hinge, lid, AltaBlue
7402923	Service kit, hinge, support, lid, AB100L

## Insulation Service Kits

Part Number	Description
7403274	Service kit, insulation, hopper, 15L, 2D
7403275	Service kit, insulation, hopper, 30L, 2D
7403276	Service kit, insulation, hopper, 50L, 2D
7403277	Service kit, insulation, hopper, 30L, 4D
7403278	Service kit, insulation, hopper, 50L, 4D
7403279	Service kit, insulation, hopper, 100L
7403280	Service kit, insulation, reservoir, 100L
7403281	Service kit, insulation, hopper, 15L, W/R, 2D
7403282	Service kit, insulation, hopper, 30L, W/R, 2D
7403283	Service kit, insulation, hopper, 50L, W/R, 2D
7403284	Service kit, insulation, hopper, 30L, W/R, 4D
7403285	Service kit, insulation, hopper, 50L, W/R, 4D
7403286	Service kit, insulation, hopper, 100L, W/R

## Transducer Service Kits

Part Number	Description
7403139	Kit, transducer, applicator, 4–20 mA
7403140	Kit, transducer, applicator, 0–10 VDC

## Flow and Pressure Control Kits

Part Number	Description
7403137	Kit, flow/pressure control board
7403138	Kit, flow/pressure control board
1030537	Kit, gauge, analog pressure, 1500 psi
1079939	Kit, pressure control valve, pneumatic
7403318	Service kit, pressure regulator, ARM10

## Cables

Part Number	Description
7403141	Kit, cable, 0–10V, 16 ft, pressure
7403142	Kit, cable, 0–10V, 24 ft, pressure
7403143	Kit, cable, 0–10V, 30 ft, pressure
7403146	Kit, Truflow, T-style, 12mm, Trueflow, melter
7403147	Kit, Truflow, M-style, 12mm, Trueflow, melter
7403148	Kit, cable, Truflow, L-16 ft w/ 6 pin conn
7403149	Kit, cable, Truflow, L-24 ft w/ 6 pin conn
7403150	Kit, cable, Truflow, L-30 ft w/ 6 pin conn
7403151	Kit, RVS 1 melter, 24 ft, touch
7403152	Kit, RVS 1–5 melter, 50 ft, touch
7403153	Kit, RVS 1–5 melter, 100 ft, touch
7403154	Kit, cable, 4–20 mA, 16 ft, pressure
7403155	Kit, cable, 4–20 mA, 24 ft, pressure
7403156	Kit, cable, 4–20 mA, 30 ft, pressure

## Pumps

Part Number	Description
394589	Service kit, pump O-ring, single-stream, pump size SN0030–SN0773
394596	Service kit, pump O-ring, single-stream, pump size SN1710
7104645	Service kit, pump O-ring, dual-stream

## Pump Change Kits

Part Number	Description
7403095	Kit, change normal pump to SN1710
7403096	Kit, change SN1710 to normal pump

# AltaBlue™ Touch Series Melters

Models 15, 30, 50, and 100

## Electrical

Make your selection based on the specific melter configuration.

Part Number	Description
<b>One/Two-Pump Melters, 240 VAC</b>	
7403435	Main contactor, DILM50C
318248	Circuit breaker, 63 A, 3-pole
7400320	Circuit breaker, 32 A, 2-pole
7400321	Circuit breaker, 13 A, 2-pole
7400322	Circuit breaker, 16 A, 2-pole
7400323	Circuit breaker, 2 A, 2-pole
256141	Circuit breaker, 16 A, 3-pole, inductive load
<b>One/Two-Pump Melters, 400 and 480 VAC</b>	
7403435	Main contactor, DILM50C
318248	Circuit breaker, 63 A, 3-pole
7400071	Circuit breaker, 32 A, 1-pole
7400072	Circuit breaker, 13 A, 1-pole
251364	Circuit breaker, 16 A, 1-pole, inductive load
256227	Circuit breaker, 2 A, 1-pole
256141	Circuit breaker, 16 A, 3-pole inductive load
<b>Three/Four-Pump and 100L Melters, 240 VAC</b>	
7403071	Main contactor, DILM80C
7104855	Circuit breaker, 90 A, 3-pole, UL489
7400320	Circuit breaker, 32 A, 2-pole
7400321	Circuit breaker, 13 A, 2-pole
7400322	Circuit breaker, 16 A, 2-pole
7400323	Circuit breaker, 2 A, 2-pole
256141	Circuit breaker, 16 A, 3-pole, inductive load
<b>Three/Four-Pump and 100L Melters, 400 and 480 VAC</b>	
7403435	Main contactor, DILM50C
318248	Circuit breaker, 63 A, 3-pole
7400071	Circuit breaker, 32 A, 1-pole
7400072	Circuit breaker, 13 A, 1-pole
251364	Circuit breaker, 16 A, 1-pole, inductive load
256227	Circuit breaker, 2 A, 1-pole
256141	Circuit breaker, 16 A, 3-pole, inductive load
<b>PT100 Melters</b>	
7400281	RTD assembly, reservoir, PT100
7400280	RTD assembly, tank, PT100
<b>Ni120 Melters</b>	
7401367	RTD assembly, reservoir, Ni120
7401368	RTD assembly, tank, Ni120

## Heaters

2 Pump Platform		Part Number	Description	Qty.	Resistance/each (OHMS)	
					MIN.	MAX.
15L	Hopper	7402319	Heater cartridge, 240V 500W, 0.50 DIA x 6.38 LG	4	98	115
	Reservoir	7400481	Heater cartridge, 240V 400W, 0.50 DIA x 13.75 LG	3	123	144
	Manifold	7400051	Heater cartridge, 240V 800W, 0.50 DIA x 13.75 LG	3	61	72
30L	Hopper	7402317	Heater cartridge, 240V 800W, 0.50 DIA x 11.65 LG	4	61	72
	Reservoir	7400481	Heater cartridge, 240V 400W, 0.50 DIA x 13.75 LG	3	123	144
	Manifold	7400051	Heater cartridge, 240V 800W, 0.50 DIA x 13.75 LG	3	61	72
50L	Hopper	7402317	Heater cartridge, 240V 800W, 0.50 DIA x 11.65 LG	8	61	72
	Reservoir	7400481	Heater cartridge, 240V 400W, 0.50 DIA x 13.75 LG	3	123	144
	Manifold	7400051	Heater cartridge, 240V 800W, 0.50 DIA x 13.75 LG	3	61	72
<b>4 Pump Platform</b>						
30L	Hopper	7402319	Heater cartridge, 240V 500W, 0.50 DIA x 6.38 LG	9	98	115
	Reservoir	7400480	Heater cartridge, 240V 800W, 0.50 DIA x 27.5 LG	3	61	72
	Manifold	7400051	Heater cartridge, 240V 800W, 0.50 DIA x 13.75 LG	6	61	72
50L	Hopper	7402318	Heater cartridge, 240V 750W, 0.50 DIA x 11.85 LG	9	65	77
	Reservoir	7400480	Heater cartridge, 240V 800W, 0.50 DIA x 27.5 LG	3	61	72
	Manifold	7400051	Heater cartridge, 240V 800W, 0.50 DIA x 13.75 LG	6	61	72
100L	Hopper	7400910	Heater cartridge, 240V 1000W, 0.50 DIA x 22.75 LG	9	49.25	57.45
	Reservoir	7400480	Heater cartridge, 240V 800W, 0.50 DIA x 27.5 LG	6	61	72
	Manifold	7400051	Heater cartridge, 240V 800W, 0.50 DIA x 13.75 LG	6	61	72

# AltaBlue™ Touch Series Melters

Models 15, 30, 50, and 100

## Miscellaneous Parts

Part Number	Description
7402299	Coupling, M24, DAN/normal (except for melters with pump SN1710)
7402293	Coupling, M24, DAN/SN1710 (melters with pump SN1710 only)
7401366	Thermoswitch assembly, AltaBlue
777404	Relay, ,DC24V, MY2NJ
777630	Base, relay (Omron)
7140101	Interference filter, 230 VAC/2X6A B
207396	Solid state relay, 100–260 VAC, 15A, DC trigger
7400070	Solid state relay, 100–260 VAC, 35A, DC trigger
207932	Safety valve, 85 bar, VB/DB
1058990	Cordstock, 3 MM OD, Viton, 75D
7400134	Gasket, hopper, 15L (one/two pump melters)
7400135	Gasket, hopper, 30/50L, ALTA
7400326	Gasket, 50L, hopper, 4D
7400327	Gasket, 30L, hopper, 4D
1107260	Battery, coin cell, 3.0 V, 24 mm, lithium

## Other Service Kits

Part Number	Description
7401321	Service kit, filter, fan, electrical cabinet
7401320	Service kit, fan, 240 VAC, 170 CFM
7400318	Service kit, motor control, AltaBlue
1078624	Service kit, DuraBlue, main, PCA
1031201	Service kit, DuraBlue, expansion PCA
1031175	Service kit, DuraBlue, 2H to 4H conversion
7402295	Service kit, motor, BG06-31/D06LA4TOF
7403311	Service kit, LCD module
7403314	Service kit, solenoid valve, 2/3, 1 unit
7403315	Service kit, PCA motor control, touch
7400299	Service kit, O-ring, Viton, 45 X 2
7400300	Service kit, O-ring, Viton, 26 X 2



# AltaBlue™ TT Series Melters

Models A4, A10, and A16

## Description

Nordson AltaBlue TT melters feature variable speed AC motors with spur-gear pumps and key-to-line capability in a compact melter design. AltaBlue TT melters satisfy the need for an easy-to-operate, low-maintenance melter to precisely deliver a wide variety of hot melt adhesives. A tubular non-stick tank eliminates dead corners and minimizes adhesive degradation. The versatile, full-feature control panel offers a choice of programming methods using either the keypad or arrow keys and intuitively displays system status.

## Primary Features

- Easy to install
- Provide easy day-to-day operation
- Service indicators simplify maintenance scheduling
- Variable speed pump control and RPM display provide key-to-line capability
- Easy-to-use controls eliminate complicated programming
- Status-at-a-glance indicators graphically display the status of the tank, hose, and applicator
- Large, accessible tank opening allows easier filling and cleaning



# AltaBlue™ TT Series Melters

Models A4, A10, and A16

## AltaBlue TT Melters

### Model A4

Part Number	Description	Comments
1077981	MELTER, ALTABLUE 4, 240V,2 H/G, 35 KG/HR	
1080774	MELTER, ALTABLUE 4, 200V,2 H/G, 35 KG/HR	
1080775	MELTER, ALTABLUE 4, 240V,2 H/G, 35 KG/HR, HARDENED	
1080776	MELTER, ALTABLUE 4, 200V,2 H/G, 35 KG/HR, HARDENED	
1083408	MELTER, ALTABLUE 4, 240V, 2H/G, 2.8 KG/HR	
1083409	MELTER, ALTABLUE 4, 240V, 2H/G, 8.5 KG/HR	
7401359	MELTER, ALTABLUE 4, 240V, 2H/G, 1.4 KG/HR	Pump 259598
7401360	MELTER, ALTABLUE 4, 200V, 2H/G, 1.4 KG/HR	Pump 259598
7402326	MELTER, ALTA4,W/I/O, 240V, 2H/G, 2.8 KG/HR	
7402327	MELTER, ALTA4,W/I/O, 240V, 2H/G, 8.5 KG/HR	
7402328	MELTER, ALTA4,W/I/O, 240V, 2H/G, 1.4 KG/HR	
7402329	MELTER, ALTA4,W/I/O, 200V, 2H/G, 1.4 KG/HR	
7403639	MELTER, ALTABLUE 4, 240V, 2H/G, 0.8 KG/HR	Pump 7173141
7407362	MELTER, ALTABLUE 4, 240V, 2H/G, 0.7 KG/HR	Pump 7162959

### Model A10

Part Number	Description	Comments
1077982	MELTER,ALTABLUE 10, 240V,2H/G,35 KG/HR	
1080777	MELTER,ALTABLUE 10, 240V,4H/G,35 KG/HR	
1080778	MELTER,ALTABLUE 10, 240V,2H/G,50 KG/HR	Return feed
1080779	MELTER,ALTABLUE 10, 200V,2H/G,35 KG/HR	
1080790	MELTER,ALTABLUE 10, 200V,4H/G,35 KG/HR	
1080791	MELTER,ALTABLUE 10, 200V,2H/G,50 KG/HR	Return feed
1080795	MELTER,ALTABLUE 10, 240V,2H/G,35 KG/HR,HARDENED	
1080796	MELTER,ALTABLUE 10, 240V,4H/G,35 KG/HR,HARDENED	
1080797	MELTER,ALTABLUE 10, 240V,2H/G,50 KG/HR,HARDENED	Return feed
1080798	MELTER,ALTABLUE 10, 200V,2H/G,35 KG/HR,HARDENED	
1080799	MELTER,ALTABLUE 10, 200V,4H/G,35 KG/HR,HARDENED	
1080800	MELTER,ALTABLUE 10, 200V,2H/G,50 KG/HR,HARDENED	Return feed
1083420	MELTER,ALTABLUE 10, 240V,2H/G,2.8KG/HR	
1083421	MELTER, ALTABLUE 10, 240V/8.5KG/HR	
7402021	MELTER,ALTABLUE 10DS, 240V,2H/G,2.8KG/HR/STREAM	Pump 203640
7402022	MELTER,ALTABLUE 10DS, 240V,2H/G,8.5KG/HR/STREAM	Pump 291997
7402029	MELTER,ALTABLUE 10DS, 240V,2H/G,1.4KG/HR/STREAM	Pump 291995
7403640	MELTER,ALTABLUE 10, 200V, 2H/G,17KG/HR	

### Model A16

Part Number	Description	Comments
1077983	MELTER,ALTABLUE 16,240V,2H/G,35 KG/HR	
1080792	MELTER,ALTABLUE 16,240V,4H/G,35 KG/HR	
1080793	MELTER,ALTABLUE 16,200V,2H/G,35 KG/HR	
1080794	MELTER,ALTABLUE 16,200V,4H/G,35 KG/HR	
1080801	MELTER,ALTABLUE 16,240V,2H/G,35 KG/HR,HARDENED	
1080802	MELTER,ALTABLUE 16,240V,4H/G,35 KG/HR,HARDENED	
1080803	MELTER,ALTABLUE 16,200V,2H/G,35 KG/HR,HARDENED	
1080804	MELTER,ALTABLUE 16,200V,4H/G,35 KG/HR,HARDENED	
7402701	MELTER,ALTABLUE 16,240V,2H/G, 8.5KG/HR	Pump 7171590



## Electrical Replacement Parts and Kits

### Printed Circuit Assemblies (PCAs)

Description	Part Number
Service kit, CPU	1028325
Service kit, main controller board	1078624
Service kit, expansion board	1031201
Service kit, PCA power module 4 channel (A10/A16 with 4 hose/applicator)	1087152
Kit, PCA, motor control, AltaBlue	1099532
Service kit, relay board	1104490
Service kit, fuses, main controller board, complete set	1031203

### Motor Controller

Description	Part Number
Service kit, ALTA TT, motor drive, 35 KG/HR	1081271
Service kit, ALTA TT, motor drive, 50 KG/HR	1081272

### Harnesses/Cables

Description	Part Number
Ribbon cable, CPU to main controller board (and expansion board for A10/A16)	1026662
Ribbon cable, CPU to RS232 serial port	1029938
Harness, on/off switch, control switch to main controller board (X7)	1026663
Harness, main controller board (XT1) to expansion board (XT3) (A10/A16)	1027341
Harness, main controller board (X5) to expansion board (X3) (A10/A16)	1027342
Harness, applicator trigger, main controller board (XP3/XP4) to back panel (4-pin connector)	1025746
Ribbon cable, expansion board (X4) to power module (J1) (A10/A16 4 H/G)	189211

### Temperature Control

Description	Part Number
Service kit, thermostat, 260 °C (500 °F)	1028321
Service kit, RTD sensor, pump	1031233
Service kit, RTD sensor, tank	1031234

### Heaters

Description	200 Volt Part Number	240 Volt Part Number
Service kit, heater assembly, tank, 4 liter	1063158	1031226
Service kit, heater assembly, tank, 10 liter	1063159	1031229
Service kit, heater assembly, tank, 16 liter	1063170	1031230
Service kit, heater assembly, pump	1063157	1063156
Service kit, AltaBlue TT, dual stream, heater assembly, pump, 240V	—	7402032

# AltaBlue™ TT Series Melters

Models A4, A10, and A16

## Mechanical Replacement Parts and Kits

### Drive Assembly

*(Complete, including motor, pump, and manifold)*

Description	Viton O-Rings Part Number	PA O-Rings (1) Part Number
Service kit, ALTA TT, P/M/M, 35 KG/HR, 1100 psi	1081179	1081225
Service kit, ALTA TT, P/M/M, 50 KG/HR, 600 psi	1081200	1081226
Service kit, ALTA TT, P/M/M, 1.4 KG/HR, 1100 psi	7402044	—
Service kit, ALTA TT, P/M/M, 2.8 KG/HR, 1100 psi	7402045	—
Service kit, ALTA TT, P/M/M, 8.5 KG/HR, 1100 psi	7402046	—
Service kit, ALTA TT, P/M/M, 1.4 KG/HR, DS, 1100 psi	7402037	—
Service kit, ALTA TT, P/M/M, 2.8 KG/HR, DS, 1100 psi	7402035	—
Service kit, ALTA TT, P/M/M, 8.5 KG/HR, DS, 1100 psi	7402036	—
Service kit, ALTABLUE TT, pump O-rings	1063803	1081230
Service kit, ALTA TT DS, pump O-rings	7402034	—

### Manifold

*(Including manifold, PCV, mounting hardware, and filter)*

Description	Viton O-Rings Part Number	PA O-Rings (1) Part Number
Service kit, ALTA TT, man, 4 port, 600 psi	1081222	1081202
Service kit, ALTA TT, man, 4 port, 1100 psi	1081224	1081223
Service kit, ALTA TT DS, man, 1100 psi	7402038	—

### Pressure Control Valve (PCV)

Description	Viton O-Rings Part Number	PA O-Rings (1) Part Number
Service kit, PCV, 7.5 MPa (75 bar/1100 psi)	1120104	1067877
Service kit, PCV, 4.0 MPa (40 bar/600 psi)	1031221	1071502

### Filter

Description	Viton O-Rings Part Number	PA O-Rings (1) Part Number
Filter, 50 mesh (See General Price List for Quantity Discounts)	1031235	—
Filter, 100 mesh (standard) (See General Price List for Quantity Discounts)	1028305	1070899
Filter, 200 mesh (See General Price List for Quantity Discounts)	1031236	—

### Motor

Description	Viton O-Rings Part Number	PA O-Rings (1) Part Number
Service kit, ALTA TT, gear motor, 0.28 HP, 45:1 (for 35 kg/hr melters)	—	1081227
Service kit, ALTA TT, gear motor, 0.20 HP, 15:1 (for 50 kg/hr melters)	—	1081228

*(1) PA kits are configured with O-rings for use with polyamide and other chemically aggressive and/or high-temperature adhesives.*



## Coupling

(Including coupling and keys)

Description	Part Number
Service kit, DuraBlue, coupling, motor, S/G	1063171
Service kit, coupling, motor, heavy duty	7403781

## Pump

Description	Gland Seal Part Number	VariSeal Part Number
Pump, spur gear, PR25m2, 7.73 cc/rev	729107	729107
Pump, spur gear, PR25m2, 7.73 cc/rev, Hardened, stainless steel	7131840	7131840
Pump, spur gear, PR2m1, 0.30 cc/rev	7109715	7109715
Pump, spur gear, PR4m1, 0.62 cc/rev	7116270	7116270
Pump, spur gear, PR12m1, 1.86 cc/rev	203708	729106
Pump, spur gear, PR2m1, 0.30 cc/rev/stream (dual stream)	7116580	7116580
Pump, spur gear, PR4m1, 0.62 cc/rev/stream (dual stream)	7104180	7104180
Pump, spur gear, PR12m1, 1.86 cc/rev/stream (dual stream)	7104181	7104181

## Pump Seal

Description	Part Number
VariSeal replacement kit	7136920
VariSeal assembly tool	7136915
Service kit, shaft seal SN0773 w/key	7109924

## Tank Strainer

Description	Part Number
Tank strainer, A4/D4/A10/D10	1106902

## Tank Screen

Description	Part Number
Tank screen, A4/D4	1028330
Tank screen, A10/D10	1028334
Tank screen, A16/D16	1028336

# AltaBlue™ TT Series Melters

Models A4, A10, and A16

## Accessories

### Flow/Pressure Control and Pressure Indication

Description	Part Number
FC1 flow controller, DuraBlue (requires air piloted PCV, FC1 tach generator, and pressure gauge)	1032537
Air piloted PCV, 7.5 MPa (75 bar/1100 psi)	1034042
Air piloted PCV, 7.5 MPa (75 bar/1100 psi), PA version	1106418
FC1 tach generator, w/cable, 0–225 VDC	1028627
Analog pressure gauge, hydraulic, 10 MPa (100 bar/1500 psi)	1030537
Flow control knob	1034248
Drain valve kit	1037495
Flow control bypass kit	1093624

### Expansion and Control

Description	Part Number
I/O expansion kit, ProBlue/DuraBlue	1036607
Analog I/O board	1063740
DeviceNet card kit	1053288
Ethernet card kit	1053289
PROFIBUS card kit	1053300
PROFINET communication kit	1124963
ControlNet card kit	1094529
Hose/applicator pair expansion kit (10 and 16 liter melters only)	1031175
Air control kit	1050598
Footswitch kit	1120104
Remote trigger cable, 4.5 m (15 ft)	1047093

### Level Detect

Description	Part Number
Kit, low level, AltaBlue 10/16 TT, 100 mm	1088867
Kit, low level, AltaBlue 10/16 TT, 200 mm	1093840
Kit, low level, AltaBlue 4 TT	1088868

### General Melter Accessories

Description	Part Number
Hose support kit	1050595
Handheld applicator hanger kit	1030530
Return feed lid kit (10 and 16 liter melters only)	1043074
Return reed lid kit (4 liter melter)	1043073



# AltaBlue™ Series Melters

Models 15, 30, 50, and 100

## Description

Nordson AltaBlue Series melters are designed for precise, demanding hot melt adhesive applications. A choice of single-stream or dual-stream spur-gear pumps with variable-speed AC motors and key-to-line functionality satisfies a wide range of manufacturing requirements. A non-stick tank and reservoir design reduces adhesive degradation while maximizing adhesive throughput. The versatile control panel offers a choice of programming methods using either the keypad or arrow keys.

## Primary Features

- Install quickly and easily
- Provide easy day-to-day operation
- Service indicators simplify maintenance scheduling
- Maximize uptime
- Independent variable speed pump control provides key-to-line capability
- Easy-to-use controls eliminate complicated programming
- Status-at-a-glance indicators graphically display the status of the tank, hose and applicator
- Serve a broad range of industries
- Choose up to 4 dual- or single-stream pumps
- Configurable low-level indicator uses single-point float design and can be monitored remotely
- Standard 6 hose/applicator connectors, configurable to 8 hose/applicator connectors for increased flexibility



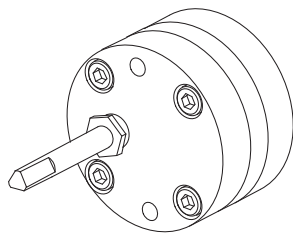
# AltaBlue™ Series Melters

Models 15, 30, 50, and 100

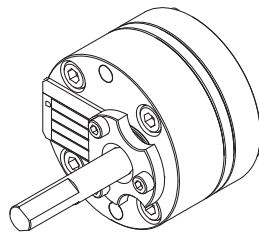
## Mechanical Replacement Parts and Kits

### Single-Stream Gear Pumps

Gland Seal Part Number	Variseal Part Number	Description
259598	7109715	Gear pump SN0030 (0.30 cc/rev)
254406	729105	Gear pump SN0046 (0.46 cc/rev)
257734	7116270	Gear pump SN0062 (0.62 cc/rev)
256015	7104514	Gear pump SN0093 (0.93 cc/rev)
254316	203708	Gear pump SN0186 (1.86 cc/rev)
254247	729106	Gear pump SN0371 (3.71 cc/rev)
254279	729107	Gear pump SN0773 (7.73 cc/rev)
254231	7116829	Gear pump SN1710 (17.10 cc/rev)
253992	7131840	Gear pump SH0773, hardened (7.73 cc/rev)
259600	7130225	Gear pump SH0371, hardened (3.71 cc/rev)



Single-stream gland seal pump



Single-stream Variseal pump

### Single-Stream Pump Rear O-Ring

Part Number	Description
394589	Service kit for pump sizes SN0030 to SN0773
-----	• O-ring 10 x 1.5, PTFE
-----	• Sealing paste, Stucarit 203, 100 ml
-----	• High-temp. grease, GLS 595/N2, 10 g
394596	Service kit for pump size SN1710
-----	• O-ring 15 x 1.5
-----	• Sealing paste, Stucarit 203, 100 ml
-----	• High-temp. grease, GLS 595/N2, 10 g

### Single-Stream Variseal Pump Seal (Except SN1710)

Part Number	Description
7136920	Sealing kit, pump f.shaft D12,7 (pump seal service kit)*
-----	• O-ring 22x3 viton 70 Shore A, black
-----	• Ring ID 12,7
-----	• Turcon-Roto-Variseal D12,7 inside seal
-----	• Allen head cap screw M5x16 DIN912 A2-70
-----	• High-temp. grease, GLS 595/N2, 10 g
7146229	• In-assembly tools 7136915, 7136918, EN/GE
7136915	Assy tool F.shaft sealing D12,7 (assembly tool service kit)
-----	• Assy mandrel F.shaft sealing D12,7
-----	• Assy bushing F.shaft sealing D12,7
7146229	• In-assembly tools 7136915, 7136918, EN/GE*

\*Instructions are available at <http://emanuals.nordson.com> or by contacting your Nordson representative.

### Single-Stream Variseal Pump Seal (SN1710 Pump Only)

Part Number	Description
7136921	Sealing kit, pump F.shaft D16 (pump seal service kit)*
-----	• O-ring 28x3 Viton 70 shore A, black
-----	• Buffer ring ID 16
-----	• Turcon-Roto-Variseal D16 inside seal
-----	• Allen head cap screw M6x20 DIN912 SST
-----	• High-temp. grease, GLS 595/N2, 10 g
7136918	Assy tool F.shaft sealing D16 (assembly tool service kit)
-----	• Assy mandrel F.shaft sealing D16
-----	• Assy bushing F.shaft sealing D16
7146229	• In-assembly tools 7136915, 7136918, EN/GE*

\*Instructions are available at <http://emanuals.nordson.com> or by contacting your Nordson representative.

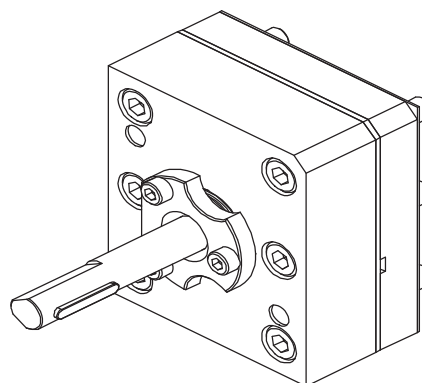


## Single-Stream Pump Changeover Kits

Part Number	Description
7403095	Kit, change normal pump to SN1710
7403096	Kit, change SN1710 to normal pump

## Dual-Stream Gear Pumps

Gland Seal Part Number	Variseal Part Number	Description
291995	7116580	Gear pump DN0030 (2 x 0.30 cc/rev)
291996	7104179	Gear pump DN0046 (2 x 0.46 cc/rev)
203640	7104180	Gear pump DN0062 (2 x 0.62 cc/rev)
403729	7116269	Gear pump DN0093 (2 x 0.93 cc/rev)
291997	7104181	Gear pump DN0186 (2 x 1.86 cc/rev)
406435	7116268	Gear pump DN0279 (2 x 2.79 cc/rev)



Dual-stream gland seal pump

## Dual-Stream Pump Seal

Part Number	Description
7104645	Service kit for gland seal pump sizes DN0030 to DN0279
-----	<ul style="list-style-type: none"> <li>Seal, PU6/12, 94 x 80 x 0.8</li> </ul>
-----	<ul style="list-style-type: none"> <li>Sealing paste, Stucarit 203, 100 ml</li> </ul>
-----	<ul style="list-style-type: none"> <li>High-temp. grease, GLS 595/N2, 10 g</li> </ul>

## Manifold-to-Reservoir O-Rings

Part Number	Description
7400299	Service kit, O-ring, Viton, 45 X 2
7400300	Service kit, O-ring, Viton, 26 X 2

## Coupling

Part Number	Description
7402299	Coupling, M24, DAN/normal (except for melters with pump SN1710)
7402293	Coupling, M24, DAN/SN1710 (melters with pump SN1710 only)

## Hopper Insulation

Part Number	Description
7403274	Service kit, insulation, hopper, 15L, 2D
7403275	Service kit, insulation, hopper, 30L, 2D
7403276	Service kit, insulation, hopper, 50L, 2D
7403277	Service kit, insulation, hopper, 30L, 4D
7403278	Service kit, insulation, hopper, 50L, 4D
7403279	Service kit, insulation, hopper, 100L
7403280	Service kit, insulation, reservoir, 100L
7403281	Service kit, insulation, hopper, 15L, W/R, 2D
7403282	Service kit, insulation, hopper, 30L, W/R, 2D
7403283	Service kit, insulation, hopper, 50L, W/R, 2D
7403284	Service kit, insulation, hopper, 30L, W/R, 4D
7403285	Service kit, insulation, hopper, 50L, W/R, 4D
7403286	Service kit, insulation, hopper, 100L, W/R

## Safety and Circulation Control Valves

Part Number	Description
203059	Safety valve, 100 bar, TKZU adjustable
207300	Safety valve, 90 bar, pneumatic
1070961	Valve, circulation control, AltaBlue
207932	Safety valve, 85 bar, VB/DB

## Melter Lids

Part Number	Description
7402919	Service kit, lid, AB2D15L/4D30L
7402920	Service kit, lid, AB2D30&50L/4D50L
7402921	Service kit, lid, AB100L
7402922	Service kit, hinge, lid, AltaBlue
7402923	Service kit, hinge, support, lid, AB100L

## Hopper Cordstock and Gasket

Part Number	Description
1058990	Cordstock, 3 MM OD, Viton, 75D
7400134	Gasket, hopper, 15L (one/two pump melters)
7400135	Gasket, hopper, 30/50L, ALTA
7400326	Gasket, 50L, hopper, 4D
7400327	Gasket, 30L, hopper, 4D
7400901	Gasket, hopper, 100L

# AltaBlue™ Series Melters

Models 15, 30, 50, and 100

## Electrical Replacement Parts and Kits

### Main Contactor, Circuit Breakers, and RTDs

Make your selection based on the specific melter configuration.

Part Number	Description
<b>One/Two-Pump Melters, 240 VAC</b>	
7400762	Main contactor, 600V/50hz/60 hz, 3 pole, 80 A
7104855	Circuit breaker, 90 A, 3-pole
7400320	Circuit breaker, 32 A, 2-pole
7400321	Circuit breaker, 13 A, 2-pole
7400322	Circuit breaker, 16 A, 2-pole, inductive load
7400323	Circuit breaker, 2 A, 2-pole, inductive load
256141	Circuit breaker, 16 A, 3-pole, inductive load
<b>One/Two-Pump Melters, 400 and 480 VAC</b>	
7400483	Contact, 40 A, 440V, 3-phase, 240VAC coil
254244	Circuit breaker, 50 A, 3-pole
7400071	Circuit breaker, 32 A, 1-pole
7400072	Circuit breaker, 13 A, 1-pole
251364	Circuit breaker, 16 A, 1-pole, inductive load
256227	Circuit breaker, 2 A, 1-pole
256141	Circuit breaker, 16 A, 3-pole inductive load
<b>Three/Four-Pump and 100L Melters, 240 VAC</b>	
7400762	Main contactor, 600V/50hz/60hz, 3-pole, 80 A
7400319	Main contactor, 95 A, 500V, 3-phase, 240VAC coil
7104855	Circuit breaker, 90 A, 3-pole
7400320	Circuit breaker, 32 A, 2-pole
7400321	Circuit breaker, 13 A, 2-pole
7400322	Circuit breaker, 16 A, 2-pole, inductive load
7400323	Circuit breaker, 2 A, 2-pole, inductive load
7400760	Circuit breaker, 25 A, 3-pole, inductive load
<b>Three/Four-Pump and 100L Melters, 400 and 480 VAC</b>	
7400762	Main contactor, 600V/50hz/60hz, 3-pole, 80 A
7400483	Contact, 40 A, 440V, 3-phase, 240VAC coil
7400380	Main breaker, 70 A, 3-pole
7104855	Circuit breaker, 90 A, 3-pole
7400071	Circuit breaker, 32 A, 1-pole
7400072	Circuit breaker, 13 A, 1-pole
251364	Circuit breaker, 16 A, 1-pole, inductive load
256227	Circuit breaker, 2 A, 1-pole
256141	Circuit breaker, 16 A, 3-pole, inductive load
<b>PT100 Melters</b>	
7400281	RTD assembly, reservoir, PT100
7400280	RTD assembly, tank, PT100
<b>Ni120 Melters</b>	
7401367	RTD assembly, reservoir, Ni120
7401368	RTD assembly, tank, Ni120

## Heaters

Part Number	Description
7400298	Service kit, heater, 240V, 800W, 1/2 X 11.65 (one/two pump melter 30/50L hopper)
7400876	Service kit, heater, 240V, 500W, 1/2 X6.38 (one/two pump melter 15L hoppers and three/four pump melter 30L hoppers)
7400875	Service kit, heater, 240V, 750W, 1/2 x11.85 (three/four pump melter 50L hoppers)
7401316	Service kit, heater, 240V, 1000W, 1/2X22.75 (100L melter hoppers)
7400297	Service kit, heater, 240V, 800W, 1/2 X 13.75 (all melter manifolds)
7400569	Service kit, heater, 240V, 400W, 1/2 X 13.75 (one/two pump melter reservoirs)
7400874	Service kit, heater, 240V, 800W, 1/2 X 27.5 (three/four pump melter and 100L melter reservoirs)

## Circuit Boards

Part Number	Description
7400318	Service kit, motor control, AltaBlue
1078624	Service kit, DuraBlue, main, PCA
1031201	Service kit, DuraBlue, expansion PCA
1031175	Service kit, DuraBlue, 2H TO 4H conversion
7402295	Service kit, motor, BG06-31/D06LA4TOF
1028325	Service kit, CPU board

## Miscellaneous Electrical Parts

Part Number	Description
7401366	Thermoswitch assembly, AltaBlue
777604	Relay, DC24V, DPDT
779392	Socket, relay mount
7140101	Interference filter 230VAC/2X6A B
207396	Solid state relay, 100-260VAC, 15A, DC trigger
7400070	Solid state relay, 100-260VAC, 35A, DC trigger
7401321	Service kit, filter, fan, electrical cabinet
7401320	Service kit, fan, 240 VAC, 170 CFM

## Optional Accessories

### Expansion and Control Kits

Part Number	Description
1036607	Kit, I/O expansion card (digital)
1063740	Kit, analog I/O board
1053288	Kit, DeviceNet card
1053289	Kit, Ethernet card
1053300	Kit, PROFIBUS card
1124963	Kit, PROFINET communication

### Pressure Indication

Part Number	Description
1030537	Kit, gauge, analog pressure, 1500 psi

### Low Level Indication

Part Number	Description
1079477	Low level indication, 15/30L, one/two pump
1079478	Low level indication, 50L, one/two pump
1079476	Low level indication, 30/50L, three/four pump
1079973	Low level indication, 100L

### Pneumatic Pressure Control Valve

Part Number	Description
1079939	Kit, pressure control valve, pneumatic

### Line Speed Signal Generator

Part Number	Description
119560	Generator, 0-10 VDC, with bracket and cable

# AltaBlue™ Series Melters

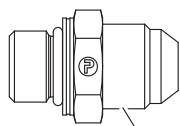
Models 15, 30, 50, and 100

## Optional Accessories *(contd.)*

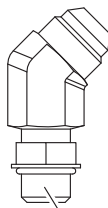
### Manifold Hose Fittings

These fittings can be used at the melter end of a hose.

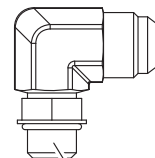
Hose Size	Fitting Part Number	Fitting Type	Fitting Size, Melter Side	Fitting Size, Hose Side
8-mm	7400333	Straight	M16 x 1.5	9/16-18 JIC
	7400337	45-degree	M16 x 1.5	9/16-18 JIC
	7400335	90-degree	M16 x 1.5	9/16-18 JIC
12-mm	7401279	Straight	M16 x 1.5	3/4-16 JIC
	7401278	45-degree	M16 x 1.5	3/4-16 JIC
	7401277	90-degree	M16 x 1.5	3/4-16 JIC
16-mm (see Note)	7400334	Straight	M22 x 1.5	11/16 JIC
	7400338	45-degree	M22 x 1.5	11/16 JIC
	7400336	90-degree	M22 x 1.5	11/16 JIC



Straight fitting



45-degree fitting



90-degree fitting

# DuraBlue® Series Melters

Models 4, 10, and 16 Liter

## Description

The DuraBlue 4, 10, and 16 liter adhesive melters were developed to meet the specific needs of the product assembly and the low-end packaging markets. These all-electric, single-pump adhesive melters feature PTFE-coated tanks and fixed-speed AC drives.

The DuraBlue 4, 10, and 16 L series melters feature control for manual and semi-automatic applications needing only two (2) hose/applicator pairs.

## Primary Features

- All electric
- Easy-to-use controls
- SaturnR basket-style disposable filter
- Removable side panels for easy access
- PTFE-coated tank
- PID temperature control
- Communications options
- Easy to install, with quick-connect hoses and applicators and main power supply
- Easy to operate, featuring graphical, touchscreen control panel and large, accessible tank
- Easy routine maintenance, with single-tool removable access panels



# DuraBlue® Series Melters

Models 4, 10, and 16 Liter

## System Components

### DuraBlue L Series Melters

L Series Melter Model	Hose/Applicator	Pump Rate kg/hr (lb/hr) <sup>(1)</sup>	Maximum Hydraulic Pressure bar/MPa (psi)	Viscosity (cps)	Filtered	120V, 1-phase 60 Hz		200-240V, 1-phase 50/60 Hz	
						PA <sup>(c)</sup>	Viton	PA <sup>(c)</sup>	Viton
4L (D4L)	2	22 (48)	75/7.5 (1100)	< 30,000	Filter	1069732	1031747	1069733	1031750
4L (D4L)	2	22 (48)	75/7.5 (1100)	< 30,000	No filter	—	—	1069734	—
4L (D4L)	2	22 (48)	41/4.1 (600)	< 30,000	Filter	—	—	—	7407870
10L (D10L)	2	22 (48)	75/7.5 (1100)	< 30,000	Filter	—	1026752	1069735	1026754
10L (D10L)	2	50 (110)	41/4.1 (600)	< 10,000	No filter	—	1026753	1069736	1026755
16L (D16L)	2	35 (77)	75/7.5 (1100)	< 30,000	Filter	—	—	1069737	1031898
16L (D16L)	2	50 (110)	41/4.1 (600)	< 10,000	No filter	—	1026760	1069738	1026761

**NOTES:** *All pump rates are shown at 60 Hz power supply. Pump rates at 50 Hz are lower and equal to 83% of their listed value.*  
*All 120V DuraBlue L melters include a power cord and U.S., style 20 amp plug.*  
*All 200-240V DuraBlue L melters include a power cord without a plug. Wiring color follows international standards.*  
*Parts designated as "PA" are recommended for use in product assembly applications with operating temperatures greater than 191 °C (375 °F).*  
*PA-type O-rings provide exceptionally high chemical and temperature resistance.*

## DuraBlue 4L Systems

System Description DuraBlue 4 L, 22 kg/hr (48 lb/hour), no filter, 600 psi, <10,000 cps, with:	120V 1-phase 60 Hz	200-240V 1-phase 50/60 Hz	200V 1-phase 50/60 Hz
L6 hand-held applicator/hose assembly, 1.5 m (5 ft)	—	1030231	—
L6 hand-held applicator/hose assembly, 3 m (10 ft)	1031137	1030230	—
AD-41 hand-held applicator/HP hose assembly, 2.4 m (8 ft)	1030162	1030210	1031165
AD-41 hand-held applicator/HP hose assembly, 3.6 m (12 ft)	1030163	1030211	1031166
AD-41 hand-held applicator/HP hose assembly, 4.8 m (16 ft)	1030164	1030212	1031167
AD-41 hand-held applicator/HP hose assembly, 2.4 m (8 ft), with swirl adapter	1030165	1030213	1031168
AD-41 hand-held applicator/HP hose assembly, 3.6 m (12 ft), with swirl adapter	1030166	1030214	1031169
AD-41 hand-held applicator/HP hose assembly, 4.8 m (16 ft), with swirl adapter	1030167	1030215	1031170
AD-31 hand-held applicator/HP hose assembly, 2.4 m (8 ft), 1.5 mm (0.06 in.) orifice diameter nozzle	1040160	1044261	1044264
AD-31 hand-held applicator/HP hose assembly, 3.6 m (12 ft), 1.5 mm (0.06 in.) orifice diameter nozzle	1040161	1044262	1044265
AD-31 hand-held applicator/HP hose assembly, 4.8 m (16 ft), 1.5 mm (0.06 in.) orifice diameter nozzle	1040162	1044263	1044266
B900-N manifold mount extrusion applicator	—	1030137	—
B900SW-N manifold mount swirl applicator	—	1030138	—
Non-coated tank, AD-31 hand-held applicator/HP hose, 2.4 m (8 ft), 1.5 mm (0.06 in.) extended nozzle	1042781	—	—
Non-coated tank, AD-31 hand-held applicator/HP hose, 3.6 m (12 ft), 1.5 mm (0.06 in.) extended nozzle	1042782	—	—
Non-coated tank, AD-31 hand-held applicator/HP hose, 4.8 m (16 ft), 1.5 mm (0.06 in.) extended nozzle	1042783	—	—

**NOTES:** *All AD-31/AD-41 hand-held applicators include a 1 mm (0.4 in.) orifice diameter nozzle unless otherwise listed. Systems with the swirl adapter include a 1 mm (0.04 in.) orifice diameter wide pattern nozzle and an air control kit. Check total external wattage limitation before adding second hand-held applicator/hose assembly to DuraBlue 4 L 120V systems. See 120V Blue Series hand-held applicator/hose tree for details. B900-N applicator includes an 0.5 mm (0.02 in.) orifice diameter nozzle. B900SW-N applicator includes an 0.6 mm (0.025 in.) orifice diameter CF nozzle. The pump rate shown is for 60 Hz power supply. The pump rate at 50 Hz is lower and equal to 83% of the value shown.*

## DuraBlue Hand-Held Applicator/Hose Assemblies and Manifold-Mount Guns

Description	120V	240V	200V
L6 hand-held applicator/hose assembly, 1.5 m (5 ft)	—	1027445	—
L6 hand-held applicator/hose assembly, 3 m (10 ft)	1027442	1027443	—
AD-41 hand-held applicator/HP hose assembly, 2.4 m (8 ft), 1 mm (0.04 in.) orifice dia. nozzle	1030220	1030225	1031160
AD-41 hand-held applicator/HP hose assembly, 3.6 m (12 ft), 1 mm (0.04 in.) orifice dia. nozzle	1030221	1030226	1031161
AD-41 hand-held applicator/HP hose assembly, 4.8 m (16 ft), 1 mm (0.04 in.) orifice dia. nozzle	1030222	1030227	1031162
AD-31 hand-held applicator/HP hose assembly, 2.4 m (8 ft), 1.5 mm (0.06 in.) orifice dia. nozzle	1040109	1044255	1044258
AD-31 hand-held applicator/HP hose assembly, 3.6 m (12 ft), 1.5 mm (0.06 in.) orifice dia. nozzle	1040163	1044256	1044259
AD-31 hand-held applicator/HP hose assembly, 4.8 m (16 ft), 1.5 mm (0.06 in.) orifice dia. nozzle	1040164	1044257	1044260

# DuraBlue® Series Melters

Models 4, 10, and 16 Liter

## Electrical Replacement Parts and Kits

### Control Panels

*(Electrical front panel assembly with keypad, excluding CPU)*

Description	Part Number
Service kit, front panel w/LE-HMI, D4L	1031176
Service kit, front panel w/LE-HMI, D10L/D16L	1031177
Service kit, front panel w/std-HMI, D10/D16	1031178

### Printed Circuit Assemblies

Description	Part Number
Service kit, CPU (D4L/D10L/D16L/D10/D16)	1028325
Service Kit, main controller board (D4L/D10L/D16L/D10/D16)	1122064
Service kit, expansion board (D10/D16)	1031201
Service kit, PCA power module, 4-channel (D10/D16 with 4 hoses/applicators)	1087152
Service kit, fuses, main controller board (D4L/D10L/D16L/D10/D16), complete set	1031203

### Harnesses/Cables

Description	Part Number
Ribbon cable - CPU to main controller board (and expansion board for D10/D16)	1026662
Ribbon cable - CPU to RS232 serial port (D10/D16)	1029938
Harness - on/off switch, control switch to main controller board (X7)	1026663
Harness - main controller board (XT1) to expansion board (XT3) (D10/D16)	1027341
Harness - main controller board (X5) to expansion board (X3) (D10/D16)	1027342
Harness - applicator trigger, main controller board (XP3/XP45) to back panel (4-pin connector)	1025746
Harness - hose/applicator 240V, main controller board (X4/X5) to back panel (HG1/HG2)	1024925
Harness - hose/applicator 120V, main controller board (X4/X5) to back panel (HG1/HG2)	1025119
Harness - power/ground, hose/applicator 3&4, expansion board (XT2) to power module (J4/J5) (D10/D16 - 4 hoses/applicators)	1027340
Ribbon cable - expansion board (X4) to power module (J1) (D10/D16 - 4 hoses/applicators)	189211

### Temperature Control

Description	Part Number
Service kit, thermostat, 260 _C (500 _F)	1028321
Service kit, RTD sensor, pump	1031233
Service kit, RTD sensor, tank	1031234





## Heaters

Description	Part Number 120V	Part Number 240V
Service kit, heater assembly, tank, D4L	1031225	1031226
Service kit, heater assembly, tank, D10, D10L	1031231	1031229
Service kit, heater assembly, tank, D16, D16L	1031231	1031230
Service kit, heater assembly, pump, D4L, 4.9 cc/rev pump	1031223	1031224
Service kit, heater assembly, pump, D10L or D16L, 7.8 cc/rev pump	1031227	1031228

## Mechanical Replacement Parts and Kits

### Drive Assembly

*(Complete, including motor, pump, manifold, and capacitor; pump rate shown at 60 hz)*

Description	Part Number
Service kit, pump/manifold/drive, 22 kg/hr (48 lb/hr), 4.0 MPa, 40 bar (600 psi), no filter	1031216
Service kit, pump/manifold/drive, 22 kg/hr (48 lb/hr), 7.5 MPa, 75 bar (1100 psi), with filter	1031217
Service kit, pump/manifold/drive, 35 kg/hr (77 lb/hr), 7.5 MPa, 75 bar (1100 psi), with filter	1031219
Service kit, pump/manifold/drive, 50 kg/hr (110 lb/hr), 4.0 MPa, 40 bar (600 psi), no filter	1031218
Service Kit, pump/manifold/drive, 50 kg/hr (110 lb/hr) 4.0 MPa, 40 bar (600 psi), with filter (unique to melter 1039107)	1043469

### Motor

*(Including motor and capacitor)*

Description	Part Number
Service kit, motor, 125 W, 1/6 hp, 45/55 rpm (22 kg/hr, 7.8 cc/rev pump)	1056358
Service kit, motor, 125 W, 1/6 hp, 72/86 rpm, (22 kg/hr, 4.9 cc/rev pump)	1031211
Service kit, motor, 185 W, 1/4 hp, 74/89 rpm, (35 kg/hr, 7.8 cc/rev pump)	1031212
Service kit, motor, 185 W, 1/4 hp, 109/131 rpm, (50 kg/hr, 7.8 cc/rev pump)	1031213

### Coupling

*(Including coupling and keys)*

Description	Part Number
Service kit, motor coupling, 4.9 cc/rev pump	1043466
Service kit, motor coupling, 7.8 cc/rev pump	1043467
Service kit, motor coupling, 7.8 cc/rev pump, heavy duty	7403780

# DuraBlue® Series Melters

Models 4, 10, and 16 Liter

## Pump

Description	Part Number Viton O-rings	Part Number PA O-rings(1)
Service kit, 4.9 cc/rev pump, drive key, and mounting hardware	1050728	1069146
Service kit 7.8 cc/rev pump, drive key, and mounting hardware	1050729	—
Service kit 7.8 cc/rev pump, drive key, and mounting hardware	1086938	1067875
Service kit, pump O-rings (complete set of pump-to-tank and pump-to-manifold O-rings)	1031232	1067874
Service kit, shaft and seal, 4.9 cc/rev pump	1037756	1069147
Service kit, shaft and seal, 7.8 cc/rev pump	1037757	1067876

(1) PA kits configured with O-rings for use with polyamide and other chemically aggressive and/or high-temperature adhesives.

## Manifold

(Including manifold, PCV, mounting hardware, and filter, if applicable)

Description	Part Number Viton O-rings	Part Number PA O-rings(1)
Service kit, manifold, 2-hose, 4.0 MPa, 40 bar (600 psi), no filter	1031207	1071503
Service kit, manifold, 4-hose, 4.0 MPa, 40 bar (600 psi), with filter	1043464	1081201
Service kit, manifold, 4-hose, 7.5 MPa, 75 bar (1100 psi), with filter	1031208	1069148
Service kit, manifold, 2-hose, 7.5 MPa, 75 bar (1100 psi), no filter (unique to melter 1069734)	—	1071716
Service kit, manifold, 4-hose, 7.5 MPa, 75 bar (1100 psi) filter plug (unique to melter 1069743)	—	1067878

(1) PA kits configured with O-rings for use with polyamide and other chemically aggressive and/or high-temperature adhesives.

## Pressure Control Valve (PCV)

Description	Part Number Viton O-rings	Part Number PA O-rings (1)
Service kit, PCV, 4.0 MPa, 40 bar (600 psi)	1031221	1071502
Service kit, PCV, 7.5 MPa, 75 bar (1100 psi)	1120104	1067877

(1) PA kits configured with O-rings for use with polyamide and other chemically aggressive and/or high-temperature adhesives.

## Filter

Description	Part Number Viton O-rings	Part Number PA O-rings (1)
Filter, 50 mesh	1031235	-
Filter, 100 mesh (standard)	1028305	1070899
Filter, 200 mesh (one complete replacement filter assembly)	1031236	-

(1) PA kits configured with O-rings for use with polyamide and other chemically aggressive and/or high-temperature adhesives.



## Tank Screen

Description	Part Number
Tank screen D4/A4	1028330
Tank screen, D10/A10	1028334
Tank screen, D16/A16	1028336

## Accessories

### Flow/Pressure Control and Pressure Indication

Description	Part Number
FC1 automatic flow controller - requires air piloted PCV, FC1 tach generator and pressure gauge	1032537
Air piloted PVC (D4/D10L/D16L/D10/D16), 7.5 MPa, 75 bar (1100 psi)	1034042
Air piloted PVC (D4/D10L/D16L/D10/D16), 7.5 MPa, 75 bar (1100 psi), PA version	1106418
FC1 tach generator with cable, 0–225 VDC	1028627
Analog pressure gauge, hydraulic, 10 MPa, 100 bar (1500 psi)	1030537
Flow control knob (D4L/D10/D10L/D16/D16L)	1034248
Drain valve kit	1037495

### Expansion and Control

Description	Part Number
I/O expansion kit, ProBlue/DuraBlue	1036607
Analog I/O board	1063740
DeviceNet card kit	1053288
Ethernet card kit	1053289
PROFIBUS card kit	1053300
PROFINET communication kit	1124963
ControlNet card kit	1094529
Hose/applicator pair expansion kit (D10/D16)	1031175
Air control kit (D4L/D10L/D16L/D10/D16)	1050598
Footswitch kit, (D4L/D10L/D16L/D10/D16)	1030542
Remote trigger cable, 4.5 m (15 ft)	1047093

### D10/D16 Fulfill Retrofit

Description	Part Number
KIT, Fulfill Retrofit, lid and control, D10/16, ALTA TT, G3	1123274
Bin, adhesive storage, single-feed, G3	1121952
Kit, Fulfill, adhesive transfer assembly, 4M STD, G3	1121967

# DuraBlue® Series Melters

Models 4, 10, and 16 Liter

## Accessories *(contd)*

### Level Detect

Description	Part Number
Kit, low level (D10/D16, 100 mm)	1056172
Kit, low level (D10/D16, 200 mm)	1075547
Kit, low level, AltaBlue 4 TT	1088868

### General Melter Accessories

Description	Part Number
Hose support kit, (D4L/D10L/D16L/D10/D16)	1050595
Hand-held applicator hanger kit	1030530
Return feed lid kit (D10L/D10/D16L/D16)	1043074
Return feed lid kit (D4)	1043073

### Melter Documentation

Description	Part Number
DuraBlue D4L/D10L/D16L manual (includes Product Resource Disc, User's Guide, and Installation Guide)	1073401
DuraBlue D10/D16 manual (includes Product Resource Disc, User's Guide, and Installation Guide)	1073400
DuraBlue D4L/D10L/D16L and D10/D16 (includes Product Resource Disc only)	1075675
DuraBlue L Melters Product Documentation (includes Product Resource Disc, User's Guide, and Installation Guide)	1051631

# DuraBlue® Large Capacity Adhesive Melters

Models D25, D25H, D50, D100

## Description

DuraBlue large capacity adhesive melters are designed for simple, low-maintenance hot melt adhesive applications. Production flexibility is provided by a high-output gerotor pump with a choice of preset speeds for the AC motors.

The grid and reservoir tank design reduces adhesive degradation while maximizing adhesive throughput. An optional unheated hopper can double holding capacity to minimize refilling frequency. The simple, versatile control panel offers a choice of programming methods, using either the keypad or arrow keys.

## Primary Features

- Large, accessible tank opening allows for easier filling and cleaning.
- Pump shutoff valve and single tool removal provide quick, easy pump replacement.
- Quick plug-in hose/appliator pairs provide easy installation and replacement of equipment.
- Easy installation and day-to-day operation.
- Easy-open panels make access to melter components quick.
- Status-at-a-glance indicators graphically display the tank, hose and applicator status.



# DuraBlue® Large Capacity Adhesive Melters

Models D25, D25H, D50, D100

## DuraBlue Large Capacity Adhesive Melter Part Numbers

Description	200–240V Delta, 3 , 50/60 Hz	380–415V Wye, 3 , 50/60 Hz	200V Delta, 3 , 50/60 Hz <sup>1</sup>	400V Delta, 3 , 50/60 Hz <sup>1</sup>	480V Delta, 3 , 50/60 Hz <sup>1</sup>
6 Hose/Applicator, 8.5 MPa, 85 bar (1200 psi), <50,000 cps					
Single-Pump Melters					
DuraBlue 25 (D25) - 35/45/90 kg/hr (77/99/198 lb/hr)	8144912	8144913	8144911	8144914	8144915
DuraBlue 25H (D25H) - 35/45/90 kg/hr (77/99/198 lb/hr)	8144917	8144918	8144916	8144919	8144920
DuraBlue 50 (D50) - 35/45/90 kg/hr (77/99/198 lb/hr)	8144922	8144923	8144921	8144924	8144925
DuraBlue 100 (D100) - 50/65/130 kg/hr (110/143/286 lb/hr)	8144932	8144933	8144931	8144934	8144935
Two-Pump Melters					
DuraBlue 50 (D50) - 35/45/90 kg/hr (77/99/198 lb/hr)	8144927	8144928	8144926	8144929	8144930
DuraBlue 100 (D100) - 50/65/130 kg/hr (110/143/286 lb/hr)	8144937	8144938	8144936	8144939	8144940
Open-Wheel Pot Filling - 2 H/G, 24 VDC P/S, Relays for Reversing Outputs if Desired					
Single-Pump Melters					
DuraBlue 25 (DK25) - 35/45/90 kg/hr (77/99/198 lb/hr)	8144944	8144942	8144943	8144945	8144946
DuraBlue 50 (DK50) - 35/45/90 kg/hr (77/99/198 lb/hr)	8144948	8144949	8144947	8144950	8144951
DuraBlue 100 (D100) - 50/65/130 kg/hr (110/143/286 lb/hr)	8144953	8144954	8144952	8144955	8144956
Beverage - Ethernet Controlled Run-Up (Ethernet, Analog I/O, I/P Transducer, Pneumatic PCV)					
Single-Pump Melters					
DuraBlue 25 (D25) - 35/45/90 kg/hr (77/99/198 lb/hr)	8144957	8144960	—	—	8144961
DuraBlue 25H (D25H) - 35/45/90 kg/hr (77/99/198 lb/hr)	8144963	8144964	—	—	8144962
DuraBlue 50 (D50) - 35/45/90 kg/hr (77/99/198 lb/hr)	8144965	8144966	—	—	8144959
Beverage - Run-Up (I/P Transducer, Pneumatic PCV)					
DuraBlue 25 (D25) - 35/45/90 kg/hr (77/99/198 lb/hr)	8069472	—	—	—	8144967
DuraBlue 50 (D50) - 35/45/90 kg/hr (77/99/198 lb/hr)	8144968	—	—	—	8144958
DuraBlue 50 (D50) 2-pump - 35/45/90 kg/hr (77/99/198 lb/hr)	8144971	—	—	—	8076853

(1) With integrated transformer, use 240V hoses and applicators.

### NOTES:

Processing adhesives with viscosities higher than the stated limit may reduce performance.

Pump rates shown are for each pump.

Use 240V hoses and applicators with 200V-Delta DuraBlue melters.



## Replacement Parts and Kits

### Control Panels

(Electrical front panel assembly with keypad and CPU)

Description	Part Number
Service kit, front panel with standard HMI, D25/DK25/D25H/DK25H/D50/DK50/D100/DK100	394734

### Printed Circuit Assemblies

Description	Part Number
Service kit, CPU	1028325
Service kit, main controller board	1078624
Service kit, expansion board	1031201
Service kit, PCA power module, 4-channel	1087152
Service kit, fuses, main controller board, complete set	1031203

### Temperature Control Kits

Description	Part Number
Service kit, thermostat, 260 _C (500 _F)	1028321
Service kit, RTD sensor, grid/reservoir	394597

### Motor Kits

Description	Part Number
Motor, 0.37 kw	207399
Motor controller, Lenze (61-N1)	729665
Motor controller, I/O (61-N5)	783277

### Coupling Kits

Description	Part Number
Coupling, 11.9 cc/rev, gerotor pump (D25/DK25/D25H/DK25H/D50/DK50)	394135
Coupling, 17.10 cc/rev, SN1710 gear pump (D100/DK100)	203908

### Filter Kits

Description	Part Number
Filter cartridge, MW 0.1 VB/DB reinf, compl	1120135
Filter cartridge, MW 0.1 VB/DB, complete	1120136
Filter cartridge, MW 0.2 VB/DB reinf, compl	1120137
Filter cartridge, MW 0.2 VB/DB, compl HT	1120144
Filter cartridge, MW 0.4 VB/DB, compl	1120145
Filter cartridge, MW 0.6 VB/DB, compl	1120146
Filter cartridge, MW 0.8 VB/DB, compl	1120148
Filter cartridge, MW 0.8 VB/DB, compl, HT	1120149

### Pump Kits

Description	Part Number
Pump assembly, 11.9 cc/rev gerotor, GER19 (D25/DK25/D25H/DK25H/D50/DK50)	7131900
Service kit, pump, O-rings, 11.9 cc/rev gerotor pump (D25/DK25/D25H/DK25H/D50/DK50)	394767
Service kit, shaft and seal, 11.9 cc/rev gerotor pump (D25/DK25/D25H/DK25H/D50/DK50)	394768
Gear pump, 17.10 cc/rev, SN1710 (PR100m3) (D100, DK100)	7116829
Service kit, pump, O-rings, SN1710 gear pump (D100, DK100)	394596
Service kit, shaft and seal, SN1710 gear pump (D100, DK100)	7109966

### Bypass Plate Kits

Description	Part Number
Safety valve	207932
Service kit, safety valve O-rings	394592
Bypass plate with tank isolation valve	394125
Service kit, bypass plate	394594
Service kit, tank isolation valve O-ring	394598

### Manifold Kits

Description	Part Number
Manifold, 1 x 6, NW13, complete	203621
Manifold, 2 x 3, NW13, complete, 2 pumps	203619

### PCV Kits

Description	Part Number
Pressure control valve, 90 bar, adjustable	203059
Service kit, pressure control valve O-rings	394600

# DuraBlue® Large Capacity Adhesive Melters

Models D25, D25H, D50, D100

## Accessories

### Flow/Pressure Control and Pressure Indicators

Description	Part Number
FC1 flow controller for DuraBlue requires:	1032537
• Air piloted PCV (D25/DK25/D25H/DK25H/D50/DK50/D100/DK100), 8.5 MPa (85 bar/1200 psi)	729055
• FC1 tach generator with cable, 0–225 VDC	1028627
• Pressure gauge - analog, hydraulic, 10 MPa (100 bar/1500 psi) - requires manifold adapter	1030537
• Adapter for analog pressure gauge	972879
Drain valve kit	1056531

### Expansion and Control Kits

Description	Part Number
I/O expansion kit for ProBlue and DuraBlue	1036607
Analog I/O board	1063740
DeviceNet card kit	1053288
Ethernet card kit	1053289
PROFIBUS card kit	1053300
PROFINET communication kit	1124963

### General Melter Accessory Kits

Description	Part Number
Casters	394793

### Hydraulic Manifold Fittings

Description	Part Number
8 mm (5/16 in.)	
• Straight fitting	972879
•• 45-degree adapter (use with corresponding straight fitting)	250207
•• 90-degree adapter (use with corresponding straight fitting)	252582
• 45-degree fitting	459085
• 90-degree fitting	463147
16 mm (5/8 in.)	
• Straight fitting	972062
•• 45-degree adapter (use with corresponding straight fitting)	446611
•• 90-degree adapter (use with corresponding straight fitting)	289331
• 45-degree fitting	1056587
• 90-degree fitting	972909

### Documentation

Description	Part Number
DuraBlue D25/D25H/D50/D100 manual (includes Product Resource Disc)	397056
DuraBlue DK25/DK25H/DK50/DK100 manual (includes Product Resource Disc)	7105986
DuraBlue D25/D25H Product Resource Disc (CD) only	1041547





# VersaBlue® Adhesive Melters

## Description

Nordson VersaBlue melters are designed for precise, demanding hot melt adhesive applications. A choice of metering spur-gear pumps with variable-speed AC motors satisfies a wide range of manufacturing requirements. A grid and reservoir tank design reduces adhesive degradation while maximizing adhesive throughput. A VxWorksR-based industrial PC provides full control of the adhesive system via a touchscreen interface.

A higher temperature melter is available for those adhesives, such as polyamides, that require higher operating temperatures for handling.

## Primary Features

- Graphic, touchscreen system control with status display of tank, hose(s), and gun(s).
- Entry panels make access to melter components quick and easy.
- Large, accessible tank opening allows easier filling and cleaning.
- Pump shutoff valve and single-tool removal provide quick, easy pump replacement.
- Installs quickly and easily.
- Provides easy day-to-day operation and simple routine maintenance.



# VersaBlue® Adhesive Melters

## Replacement Parts and Kits for VersaBlue Melters

### Filter Service Kits

Part Number	Description
1120135	Filter cartridge, MW 0.1 VB/DB reinf, compl
1120136	Filter cartridge, MW 0.1 VB/DB complete
1120137	Filter cartridge, MW 0.2 VB/DB reinf, compl
1120144	Filter cartridge, MW 0.2 VB/DB compl HT
1120145	Filter cartridge, MW 0.4 VB/DB compl
1120146	Filter cartridge, MW 0.6 VB/DB compl
1120148	Filter cartridge, MW 0.8 VB/DB compl
1120149	Filter cartridge, MW 0.8 VB/DB compl, HT

### Manifold Service Kits

Part Number	Description
203614	Manifold, 1x4, NW 13, complete, 1 pump
203431	Manifold, 2x2, NW 13, complete, 2 pumps
203621	Manifold, 1x6 NW 13, complete, 1 pump
203619	Manifold, 2x3, NW13, complete, 2 pumps
394106	Manifold, 1x4, NW 13 complete, high temperature, 1 pump
394107	Manifold, 2x2, NW13, complete, high temperature, 2 pumps
394108	Manifold, 1x6 NW13, complete, high temperature, 1 pump
394109	Manifold, 2x3, NW13, complete, high temperature, 2 pumps

### Hose Fittings

Part Number	Description
446617	8 mm straight fitting
7109584	8 mm straight fitting, high temperature (HT)
250207	45_ adapter (use with 8 mm straight fitting)
252582	90_ adapter (use with 8 mm straight fitting)
419881	13 mm straight fitting
7109671	13 mm straight fitting, high temperature (HT)
253845	45 _ adapter (use with 13 mm straight fitting)
250208	90_ adapter (use with 13 mm straight fitting)
203786	16 mm straight fitting
7109672	16 mm straight fitting, high temperature (HT)
446611	45_ adapter (use with 16 mm straight fitting)
289331	90_ adapter (use with 16 mm straight fitting)
1056531	Drain valve kit
7109634	Plug, O-ring, 16x2 fpm, str thread, 3/4-16
7109585	Plug, O-ring, str thread, 3/4-16, stl, high temperature (HT)

### Safety Valve Kits

Part Number	Description
207932	Safety valve, 85 bar
203419	Safety valve, 100 bar
7128345	Safety valve, 55 bar
394592	Service kit, safety valve
394101	Safety valve, 85 bar, high temperature (HT)
203432	Safety valve, 100 bar, high temperature (HT)
394593	Service kit, safety valve, high temperature (HT)

### Temperature Control Kits

Part Number	Description
394597	RTD sensor, Ni120 kit
7116067	RTD sensor, PT100 kit
1024618	Thermostat, OOR, 260 _C/500 _F
7109997	Thermostat, 550 _F, 288 _C, 24V , 1A, faston

## PVC Kits

Part Number	Description
203059	Pressure control valve, 90 bar, adjustable
207300	Pressure control valve, pneumatically controlled
394600	Service kit, pressure control valve
394104	Pressure control valve, 90 bar, adjustable, high temperature (HT)
394105	Pressure control valve, pneumatically controlled, high temperature (HT)
394601	Service kit, pressure control valve, high temperature (HT)

## Gear Pumps

Part Number	Description
7109715	Gear pump SN0030 (PR2m1)
729105	Gear pump SN0046 (PR3m1)
7116270	Gear pump SN0062 (PR4m1)
7104514	Gear pump SN0093 (PR6m1)
203708	Gear pump SN0186 (PR12m1)
729106	Gear pump SN0371 (PR12m2)
7130225	Gear pump SH0371 (PR12m2), hardened
729107	Gear pump SN0773 (PR25m2)
7131840	Gear pump SH0773 (PR25m2), hardened
7116829	Gear pump SN1710 (PR100m3)

## Pump Service Kits

Part Number	Description
394589	Service kit, pump sizes SN0030 to SN0773
394596	Service kit, pump size SN1710
7104645	Service kit, pump sizes DN0030 to DN0279

## Casters

Part Number	Description
394793	Casters kit, 12, 25, and 50L
7104872	Casters kit, 100L

## Light Tower

Part Number	Description
394794	Light tower kit

## Interface Connectors

Part Number	Description
729678	Standard I/O Interface (XS2) kit
729677	Key-to-line (XS5) kit
7126183	Key-to-line (XS5.1/XS5.2) kit

## Pellet Feed Kits

Part Number	Description
7116461	Accessory kit, lid, VD/DB feeder-SYST.PF1
7116462	Accessory kit, lid, VD/DB feeder-SYST.PF2
7116463	Accessory kit, lid, VD/DB feeder-SYST.PF3

## Inert Gas Kit

Part Number	Description
394770	Inert gas kit

## Melter Documentation

Part Number	Description
213828	VersaBlue manual (VA and VT)

# VersaBlue® Adhesive Melters

This page intentionally blank



# VersaBlue® N Adhesive Melters

## Description

Nordson VersaBlue melters are designed for precise, demanding hot melt adhesive applications. A choice of metering spur-gear pumps with variable-speed AC motors satisfies a wide range of manufacturing requirements. A grid-and-reservoir tank design reduces adhesive degradation while maximizing adhesive throughput. A VxWorksR-based industrial PC provides full control of the adhesive system via a touch screen interface.

A higher temperature melter is available for those adhesives, such as polyamides, that require higher operating temperatures for handling.

## Primary Features

- Graphic, touchscreen system control with status display of tank, hose(s), and gun(s).
- Entry panels make access to melter components quick and easy.
- Large, accessible tank opening allows easier filling and cleaning.
- Pump shut,off valve and single-tool removal provide quick, easy pump replacement.
- Installs quickly and easily.
- Provides easy day-to-day operation and simple routine maintenance.



# VersaBlue® N Adhesive Melters

## Replacement Parts and Kits for VersaBlue N Melters

### Filter Service Kits

Part Number	Description
1120135	Filter cartridge, MW 0.1 VB/DB reinf, compl
1120136	Filter cartridge, MW 0.1 VB/DB complete
1120137	Filter cartridge, MW 0.2 VB/DB reinf, compl
1120144	Filter cartridge, MW 0.2 VB/DB compl HT
1120145	Filter cartridge, MW 0.4 VB/DB compl
1120146	Filter cartridge, MW 0.6 VB/DB compl
1120148	Filter cartridge, MW 0.8 VB/DB compl
1120149	Filter cartridge, MW 0.8 VB/DB compl, HT

### Safety Valve Kits

Part Number	Description
2073932	Safety valve, 85 bar
203419	Safety valve, 100 bar
7128345	Safety valve, 55 bar
7106950	Safety valve with limit switch, 85 bar
394592	Service kit, safety valve

### Hose Fittings

Part Number	Description
446617	8 mm straight fitting
250207	45_ adapter (use with 8 mm straight fitting)
252582	90_ adapter (use with 8 mm straight fitting)
419881	13 mm straight fitting
253845	45_ adapter (use with 13 mm straight fitting)
250208	90_ adapter (use with 13 mm straight fitting)
203786	16 mm straight fitting
446611	45_ adapter (use with 16 mm straight fitting)
289331	90_ adapter (use with 16 mm straight fitting)
7109634	Plug, O-ring, 16 x 2 fpm, str thread

### PVC Kits

Part Number	Description
203059	Pressure control valve, 90 bar, adjustable
207300	Pressure control valve, pneumatically controlled
394600	Service kit, pressure control valve

### Temperature Control Kits

Part Number	Description
394597	RTD sensor Ni120 kit
7116067	RTD sensor Pt100 kit
1024618	Thermostat, OOR, 260 _C/500 _F

### Gear Pumps

Part Number	Description
7109715	Gear pump SN0030 (PR2m1)
729105	Gear pump SN0046 (PR3m1)
7116270	Gear pump SN0062 (PR4m1)
7104514	Gear pump SN0093 (PR6m1)
203708	Gear pump SN0186 (PR12m1)
729106	Gear pump SN0371 (PR12m2)
729107	Gear pump SN0773 (PR25m2)
7116829	Gear pump SN1710 (PR100m3)
7116580	Gear pump DN0030 (PU2-2m1)
7104179	Gear pump DN0046 (PU3-2m1)
7104180	Gear pump DN0062 (PU4-2m1)
7116269	Gear pump DN0093 (PU6-2m1)
7104181	Gear pump DN0186 (PU12-2m1)
7116268	Gear pump DN0279 (PU18-2m1)
7173141	Gear pump SF0016 (1 x 0.16)
7173142	Gear pump SF0030 (1 x 0.30)
7173143	Gear pump SF0060 (1 x 0.60)
7173144	Gear pump SF0090 (1 x 0.90)
7173145	Gear pump SF0120 (1 x 1.20)
7173146	Gear pump SF0175 (1 x 1.75)
7173147	Gear pump SF0240 (1 x 2.40)
7173148	Gear pump SF0300 (1 x 3.00)
7173149	Gear pump SF0450 (1 x 4.50)
7173150	Gear pump SF1000 (1 x 10.0)
7173152	Gear pump DF0016 (2 x 0.16)
7173153	Gear pump DF0030 (2 x 0.30)
7173154	Gear pump DF0060 (2 x 0.60)
7173155	Gear pump DF0120 (2 x 1.20)
7173156	Gear pump DF0175 (2 x 1.75)
7173157	Gear pump DF0240 (2 x 2.40)

## Pump Retrofit Kits

Part Number	Description
7173994	Service kit, pump sizes SF0016 to SF0450
7173995	Service Kit, pump size SF
7173996	Service kit, pump sizes DF0016 to DF0240

## Pump Service Kits

Part Number	Description
394589	Service kit, pump sizes SN0030 to SN0773
394596	Service kit, pump size SN1710
7104645	Service kit, pump sizes DN0030 to DN0279
7173991	Service kit, pump sizes SF0016 to SF0450
7173992	Service kit, pump size SF
7173993	Service kit, pump sizes DF0016 to DF0240

## Casters

Part Number	Description
394793	Casters kit, 12, 25, and 50L
7104872	Casters kit, 100L

## Light Tower

Part Number	Description
394794	Light tower kit

## Interface Connectors

Part Number	Description
729678	Standard I/O interface (XS2) kit
729677	Key-to-line (XS5) kit
7126183	Key-to-line (XS5.1/XS5.2) kit

## Pellet Feed Kits

Part Number	Description
7116462	Accessory kit, lid, VD/DB feeder-SYST.PF2
7116463	Accessory kit, lid, VD/DB feeder-SYST.PF3

## Inert Gas Kit

Part Number	Description
394770	Inert gas kit

## Melter Documentation

Part Number	Description
7105144	VersaBlue N manual

# VersaBlue® N Adhesive Melters

This page intentionally blank





# FoamMelt® 200 Processor

## Description

FoamMelt FM200 processors melt thermoplastic adhesives and sealants, mix them in solution with precisely controlled quantities of an inert gas (CO<sub>2</sub> or N<sub>2</sub>) via a two-stage gear pump, and deliver a foam hot melt of uniform density.

## Primary Features

- Provides individual temperature adjustments for tank and/or grid and reservoir.
- Includes 3 horsepower, variable-speed AC electric drive.
- Includes an adjustable density controller assembly for handling hot melt viscosity ranges of 1,000 to 40,000 centipoise.
- Fully compatible with existing Nordson RTD applicators and hoses.



## 200 Series FoamMelt Processors

Part Number	Description
1001601	FM200, 240 VAC, 50/60 Hz, 3 , without neutral, standard pump
1001602	FM200, 240 VAC, 50/60 Hz, 3 , without neutral, hi-output pump
1001603	FM200, 400 VAC, 50/60 Hz, 3 , with neutral, standard pump
1001604	FM200, 400 VAC, 50/60 Hz, 3 , with neutral, hi-output pump

# FoamMelt® 200 Processor

## Replacement Parts and Kits

### 200 Series FoamMelt Processors

Accessory	Part Number	Description	Comment
H-20 and H-200/Blue Series applicator installation kits	310197	H-20 applicator kit	Do not use with water-wash hoses.
	310198	H-200 applicator kit	
Hose installation kits, non-circulating applicators	310790	Standard hose, 90-degree	
	310791	Standard hose, 45-degree	
	310792	Standard hose, straight	
Hand-held applicator installation kit dead-end hand-held applicators	111094	1.8 m (6 ft) automatic hose, 5/8 in.	For recirculation loop. Order one for each hand-held applicator.
	972120	Hand-held applicator hose connector	
	303536	5/16 in. hose-to-manifold fitting	
Electrical extension cords	115577	1.8 m (6 ft) extension cord	Order to connect jumper hoses to unit.
	115578	3.7 m (12 ft) extension cord	
	115579	5.5 m (18 ft) extension cord	
Hose fittings, 5/8 in. hoses	719042	Automatic hose installation kit	
	719023	Hose-to-manifold fitting	
	972036	Hose to manifold, 90-degree	
	719024	Hose-to-applicator fitting (straight)	
	719047	Hose-to-applicator fitting (45-degree)	
Hose fittings, 5/16 in. hoses	972657	Hose to manifold (straight)	
	972647	Hose to manifold (45-degree elbow, universal swivel)	
	972646	Hose to manifold (90-degree elbow, universal swivel)	
Gas installation kits	271382	Carbon dioxide gas installation kit	
	273170	Nitrogen gas installation kit	
Density control/filter assemblies	142523	One-hole slug for low-viscosity materials	Shipped with unit.
	142522	Two-hole slug for medium-viscosity materials	
	142517	Four-hole slug for high-viscosity materials	
Kit, heatsink	1006601		Use this kit if excess heat is being generated by pump
Retaining ring, internal 206 basic	986311		
Power supply	1009989		
Motor, AC, 3HP	341251		
Module, reservoir/grid/hopper	1004240		
Valve, pressure relief	1005759	1250 psi	
	120324	Service kit, relief valve, 1600 psi	
Valve, assembly, drain, tank	275224		
Level control kit	1039164	Kit ,level control, FM200, E-H	An H-20 applicator assembly (ordered separately) is typically used to control the flow of adhesive from a bulk melter to the FM200. At installation, it is assembled on the lid that comes with the level control kit.

## Replacement Parts and Kits *(contd)*

### Vista Controller Service Kits

Part Number	Description	Quantity
1008524	Kit, service, FM200, Vista ASM, 400/230V	1
1008525	Kit, service, FM200, Vista ASM, 200/240V	1

### Pump

Description	Part Number Standard Pump	Part Number High Output Pump
Kit, service, FM200, pump	1008526	1008710
• Pump, gear	310171	139351
• O-ring, Viton, 0.301 ID x 0.070 in. wide, brown	940111	940111
• O-ring, Viton, 0.489 ID x 0.070 in. wide, brown	940141	940141
• O-ring, Viton, 3.25 x 3.44 x 0.094 in.	941521	941521

### Manifold

Description	Part Number Standard Pump	Part Number High Output Pump
Kit, service, FM200, manifold	1008528	1008529
• Manifold, ASM, studs and plugs	341164	1003365
• O-ring, Viton, 0.301 ID x 0.070 in. wide, brown	940111	940111
• O-ring, Viton, 0.489 ID x 0.070 in. wide, brown	940141	940141
• O-ring, Viton, 3.25 x 3.44 x 0.094 in.	941521	941521
• O-ring, Viton, 1.38 x 1.5 x 0.063 in.	940281	940281

### Coupling

Description	Part Number Standard Pump	Part Number High Output Pump
Kit, service, FM200, coupling	1008711	1008523
• ASM, coupling	310679	1002738
• Sleeve, coupling, 1.25 OD x 1.00 in	144693	144693
• Screw, pan head, slot, M3, zinc	982091	982091
• Adhesive, threadlocking	900200	900200
• Pin, dowel, 0.250 x 1.00 in. H&G	985267	985267

# FoamMelt® 200 Processor

## Replacement Parts and Kits *(contd)*

### Reservoir, Grid, and Hopper Service Kit

Part Number	Description	Quantity
1008527	Kit, service, FM200, reservoir/grip/hopper	1
101242	• Insulator, grid/reservoir, 3960	1
101795	• Gasket, grid, gear, pump, MPL	2
955052	• Seal, Viton, 12.56 ID x 0.139 in.	1
940111	• O-ring, Viton, 0.301 ID x 0.070 in. wide, brown	1
940141	• O-ring, Viton, 0.489 ID x 0.070 in. wide, brown	1
941521	• O-ring, Viton, 3.25 x 3.44 x 0.094 in.	1
940281	• O-ring, Viton, 1.38 x 1.50 x 0.063 in.	1
940342	• O-ring, Viton, 2 1/8 x 2 1/4 x 1/16 in.	1
107284	• Insulation, reservoir, grid/fin	1
107283	• Insulation, grid/fin	1
107829	• Insulation, hopper, grid/fin	1
931038	• Tape, insulation, roll	1
1120201	• Lubricant, O-ring, NSF-H1, 10 ml tube	1
275386	• Compound, thermal, joint, 2 oz	1
1108371	• Lubricant, Never-Seez, NSF-H1, food grade	1

### RTD and Thermostat Kits

Part Number	Description
108907	Service kit, RTD
249800	Service kit, thermostat

## Kalrez Brand Assemblies and O-Rings

Nordson Component	Nordson Component with Kalrez Brand O-Ring	Nordson O-Ring	Nordson Part Number for Kalrez Brand	Description	Required
310281	297517	945025	719080	Processor-to-hose fittings (7/8 in.)	4
310229	297511	940141	719073	Pressure control valve	2
		942111	719076		1
310316	297512	940090	719123	Pressure control valve actuator	1
		941161	719074		2
1005759	297509	940121	709774	Pressure relief valve	1
		945032	719079		1
973592	297513	945034	719078	Manifold plug (1/2 in.)	4
973543	297515	945026	719077	Manifold plug (7/16 in.)	1
310120	297506	941240	719075	Density control valve to manifold	1
310247*	297505	940121	709774	Density controller (isolator-external)	1
		940081	719072	Density controller (isolator-internal)	1
973384	297514	945025	719080	Manifold plug (7/8 in.)	4
341163	—	940101	—	Drain valve	1
1004241**	—	940342	—	Drive assembly	1
1004242***	—	940342	—	Drive assembly	1
236142	297510	941261	941262	Drive assembly	1
—	—	941521	719081	Pump OD	1
—	—	940111	710742	Gas inlet to pump	1
—	—	945026	719077	Pressure gauge fitting	1
<p>* It is suggested that this assembly be ordered instead of the separate O-rings for this part.</p> <p>** HO pump</p> <p>*** Standard pump</p>					

# FoamMelt® 200 Processor

## Miscellaneous

Part Number	Description
1009090	Fuse, 3.15 A
161106	Filter screen, 0.006 mesh
221657	Valve, Reedex
247260	Kit, 2 hose/2 applicator board
247265	Kit, grid board, Vista
247266	Kit, contactor board
142522	Service kit, valve, density control/filter, standard (replacement kit for P/N 310120)
310159	Valve, pressure control
310362	Transducer assembly
320291	Control panel, gas, FM200
320293	Control panel, mot, FM200
341163	Drain valve, ASM
341171	Belt, drive, straight-tooth
1124463	Belt, drive, helical-offset-tooth
1124469	Service kit, drive, FM200, helical offset belts and sprockets
341348	Fuse, 3AG, time delay, 1.25 A
341360	Contactor, 30 A, 250V
341388	Motor controller
939491	Fuse, 25 A
326975	Service kit, test plugs, Vista/3000

## O-Rings

Part Number	Description	Quantity
941521	O-ring, Viton, 3.25 in. ID (pump OD)	1
940161	O-ring, Viton, 0.63 in. ID (pump outlet)	1
940111	O-ring, Viton, 0.301 in. ID (pump gas inlet)	1
940161	O-ring, Viton, 0.63 in. ID (pressure readout ports)	2
945026	O-ring, Viton, 1/4 tube (pressure readout fitting), check valve	2
945034	O-ring, Viton, 5/16 tube (manifold fitting Cross drill ports)	8
945025	O-ring, Viton, 5/8 tube (manifold hose ports)	1*
942111	O-ring, Viton, 0.81 in. ID (pressure control valve)	1*
940141	O-ring, Viton, 0.50 in. ID (pressure control valve), pump	2
941240	O-ring, Viton, 1.25 in. ID (density control/filter)	1
940281	O-ring, Viton, 1.375 x 1.500 x 0.063 in., manifold	1
940342	O-ring, Viton, 21/8 x 21/4 x 1/16 in., drive assembly	1
954036	Backup ring, 1/4 x 3/8 in., drain valve	1
940101	O-ring, Viton, 0.239 x 0.070 in., drain valve	1

\*Needed during regular maintenance.



# Blue Series™ Applicators

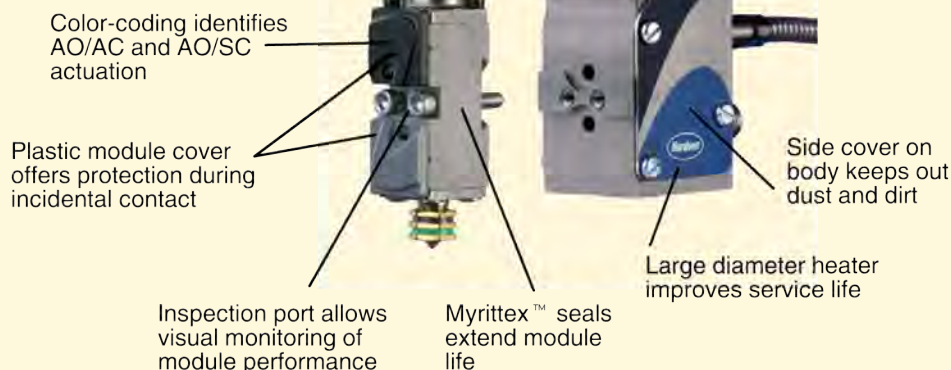
SolidBlue™ Applicators

## Description

**SolidBlue applicators and modules are the industry standard for general packaging applications.**

### SolidBlue applicators and modules:

- Deliver reliable, long-life operation
- Reduce module replacement costs
- Feature new EasyOn™ design for faster installation



SolidBlue applicators and modules are available in two designs. SolidBlue S applicators feature air-open/spring-closed (AO/SC) actuation and SolidBlue A applicators feature air-open/air-closed (AO/AC) actuation. Both applicators provide up to twice the service life of Nordson Classic Blue Series applicators.

Applicator modules are fully rebuildable and key applicator body components are easily accessible for easier, faster maintenance. All single- and multi-module applicators are built from the same applicator body platform for greater application flexibility and system compatibility. The Best Choice™ configurator allows you to quickly and easily determine the right applicator body for your application, minimizing the need for specially engineered applicators and reducing delivery time.

### Unique EasyOn module mounting provides:

- Guided, one-way fit (mated module and applicator body surfaces)
- Easier, safer installation (especially on applicator bodies located deep within machines)
- Backward compatibility (modules fit existing Nordson applicator bodies)
- Simpler design

Use the **Best Choice configurator** to configure a single-module or multi-module applicator with mounted solenoids for a specific application and to obtain a part number and ordering information. The Best Choice configurator also provides dimensions for a specified applicator.

**To obtain the Best Choice configurator, contact your Nordson representative.**

# Blue Series™ Applicators

## SolidBlue™ Applicators

### SolidBlue Low-Profile (LP) Applicators

Part Number	Description
1057393	SolidBlue A, 2-module, 0.88 centers, CA, water-wash
1057394	SolidBlue A, 2-module, 0.88 centers, CA
1057397	SolidBlue S, 2-module, 0.88 centers, CA
1057398	SolidBlue S, 2-module, 0.88 centers, CA, water-wash
1057399	SolidBlue S, 2-module, 0.88 centers, CA, 200V
1057400	SolidBlue S, 2-module, 0.88 centers, IA
1057403	SolidBlue S, 2-module, 1.50 centers, CA
1057395	SolidBlue A, 4-module, 0.88 centers, CA
1057396	SolidBlue A, 4-module, 0.88 centers, CA, water-wash
1057404	SolidBlue S, 4-module, 0.88 centers, CA
1057405	SolidBlue S, 4-module, 0.88 centers, CA, 200V
1057406	SolidBlue S, 4-module, 1.00 centers, IA
1057407	SolidBlue S, 4-module, 0.88-2.62-0.88 centers, CA
1057408	SolidBlue S, 4-module, 0.88-2.75-0.88 centers, CA
1057409	SolidBlue S, 4-module, 0.88-4.50-0.88 centers, CA
1057410	SolidBlue S, 4-module, 0.88-1.50-0.88 centers, CA
1057411	SolidBlue S, 6-module, 0.88 centers, CA

### Replacement Parts and Kits

#### SolidBlue LP Applicator Jackets

Part Number	Description
1501214	Jacket, LP, 2 module, Blue Series AOAC (similar to 1057394)
1099686	Jacket, LP, 2 module, Blue Series AOSC (similar to 1057397)

#### Replacement Modules

Part Number	Description
1054951	Module blank, SolidBlue/SureBead
1052925	SolidBlue S module
1052927	SolidBlue A module



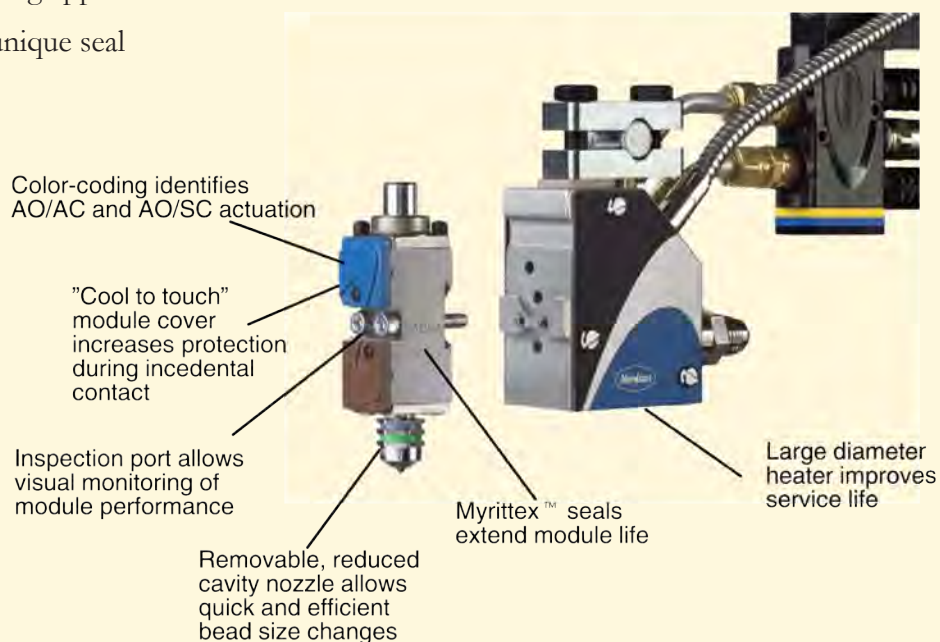
# Blue Series™ Applicators

SureBead® Applicators

## Description

### SureBead Applicators and Modules:

- Non-clogging, self-cleaning
- Easily change nozzle without removing applicator module
- Extended module service life with unique seal



SureBead non-clogging, self-cleaning hot melt applicators deliver cleaner operation and less maintenance and downtime. The modules feature a needle-and-seat design and are smaller than previous SureBead models for better placement in machines. SureBead A applicators feature air-open/air-close (AO/AC) actuation and SureBead S applicators feature air-open/spring-closed (AO/SC) actuation.

Applicator modules are fully rebuildable and key applicator body components are easily accessible for easier, faster maintenance. All single- and multi-module applicators are built from the same applicator body platform for greater application flexibility and system compatibility. The Best Choice™ configurator allows you to quickly and easily determine the right applicator body for your application, minimizing the need for specially engineered applicators and reducing delivery time.

SureBead nozzles are similar in design to Nordson Saturn® nozzles, with a gray upper ring to indicate a pressed-in seat with minimal engagement and a color-coded lower ring to indicate orifice size. The self-cleaning action of the integrated nozzle and needle assembly produces clean patterns and sharp cutoff.

### Unique EasyOn module mounting provides:

- Guided, one-way fit (mated module and applicator body surfaces)
- Easier, safer installation (especially on applicator bodies located deep within machines)
- Backward compatibility (modules fit existing Nordson applicator bodies)
- Simpler design

# Blue Series™ Applicators

SureBead® Applicators

## Replacement Parts and Kits

### Common Single-Module SureBead A Applicators

For other configurations, please use the Best Choice Configurator.

Part Number	Description
8505293	Applicator, SureBead A, 0.008, 240V
8505311	Applicator, SureBead A, water-wash, 0.008, 240V
8505364	Applicator, SureBead A, 0.012, 240V
8505382	Applicator, SureBead A, water-wash, 0.012, 240V
8505435	Applicator, SureBead A, 0.016, 240V
8505453	Applicator, SureBead A, water-wash, 0.016, 240V
8505504	Applicator, SureBead A, 0.020, 240V
8505524	Applicator, SureBead A, water-wash, 0.020, 240V
8505329	Applicator, SureBead A, 0.008, 200V
8505347	Applicator, SureBead A, water-wash, 0.008, 200V
8505400	Applicator, SureBead A, 0.012, 200V
8505418	Applicator, SureBead A, water-wash, 0.012, 200V
8505472	Applicator, SureBead A, 0.016, 200V
8505489	Applicator, SureBead A, water-wash, 0.016, 200V
8505542	Applicator, SureBead A, 0.020, 200V
8505560	Applicator, SureBead A, water-wash, 0.020, 200V

### Nozzles for SureBead Applicators

Because of the improved design efficiency of SureBead applicators, adhesive bead volume may vary slightly from equivalent ClassicBlue RC and ZC modules. Adjust the adhesive pressure to compensate.

Part Number	Description
339695	Kit, SureBead nozzle, 0.008 (purple)
339696	Kit, SureBead nozzle, 0.012 (green)
339697	Kit, SureBead nozzle, 0.016 (orange)
339698	Kit, SureBead nozzle, 0.020 (beige)
1055563	Kit, SureBead nozzle, 0.032 (gold)
1055560	Kit, SureBead nozzle, 0.040 (turquoise)

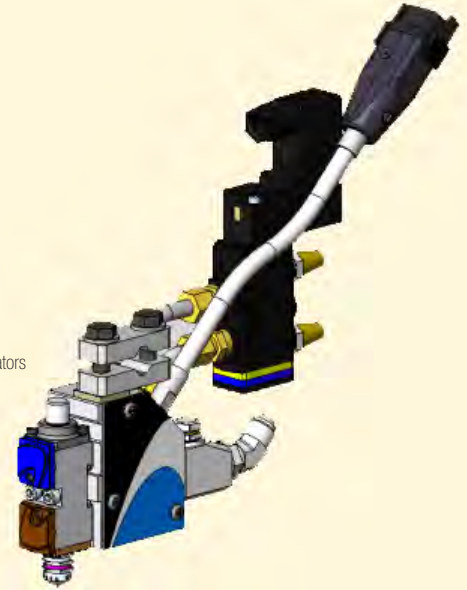
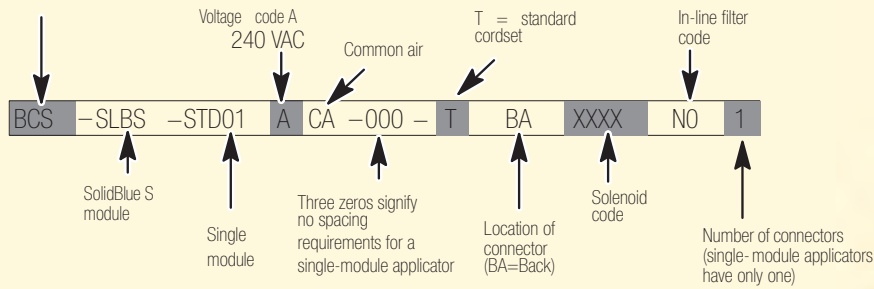
# Blue Series™ Applicators

Best Choice™ Applicators and Spare Parts

## Replacement Parts and Kits


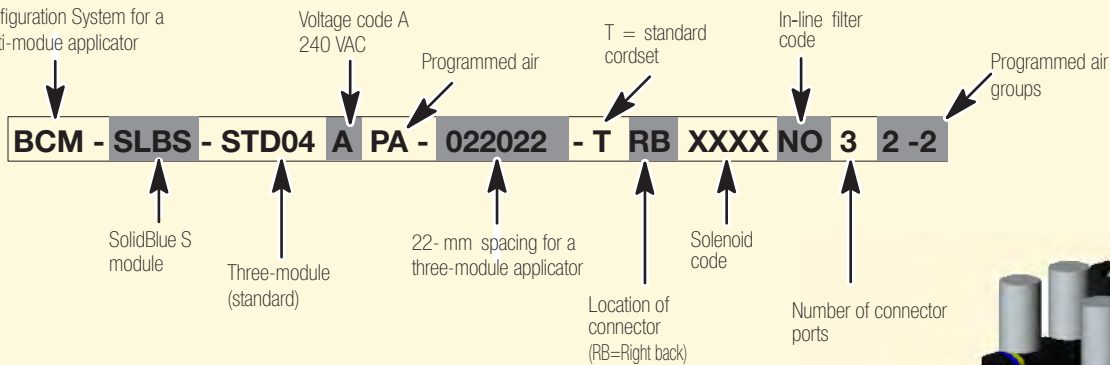
### How to read a single module applicator configuration code:

BCS indicates BestChoice Configuration System for a single-module applicator



### How to read a multi-module applicator configuration code:

BCM indicates BestChoice Configuration System for a multi-module applicator



# Blue Series™ Applicators

Best Choice™ Applicators and Spare Parts

## Replacement Parts and Kits (contd)

### Replacement Modules

Module Name	Module Size	Description	Part Number
	BLANK	Module, blank	1054951
SLBS	STD	Module kit, SolidBlue S	1052925
SLBA	STD	Module kit, SolidBlue A	1052927
CBRC	008	Module kit, ClassicBlue RC 0.008	1051794
	012	Module kit, ClassicBlue RC 0.012	1051793
	012	Module kit, ClassicBlue RC 0.012, Kalrez	1051792
	016	Module kit, ClassicBlue RC 0.016	1051791
	020	Module kit, ClassicBlue RC 0.020	1051790
CBZC	008	Module kit, ClassicBlue ZC 0.008	1054375
	010	Module kit, ClassicBlue ZC 0.010	1051704
	012	Module kit, ClassicBlue ZC 0.012	1051741
	016	Module kit, ClassicBlue ZC 0.016	1051742
	020	Module kit, ClassicBlue ZC 0.020	1051743
	032	Module kit, ClassicBlue ZC 0.032	1051744
	040	Module kit, ClassicBlue ZC 0.040	1051745
CBZCS	012	Module kit, ClassicBlue ZCS 0.012	1054379
CBRA	STD	Module kit, ClassicBlue Right Angle	1051746
CBZE	012	Module kit, ClassicBlue ZE 0.012	1054376
	020	Module kit, ClassicBlue ZE 0.020	1051736
	032	Module kit, ClassicBlue ZE 0.032	1051737
	040	Module kit, ClassicBlue ZE 0.040	1051738
SURS	008	Module kit, SureBead S 0.008	1052928
	012	Module kit, SureBead S 0.012	1052929
	016	Module kit, SureBead S 0.016	1052931
	020	Module kit, SureBead S 0.020	1052932
	032	Module kit, SureBead S 0.032	1056127
	040	Module kit, SureBead S 0.040	1056128
SURA	008	Module kit, SureBead A 0.008	1052934
	012	Module kit, SureBead A 0.012	1052935
	016	Module kit, SureBead A 0.016	1052936
	020	Module kit, SureBead A 0.020	1052937
	032	Module kit, SureBead A 0.032	1056129
	040	Module kit, SureBead A 0.040	1056130

**NOTE:** Classic Blue standard modules have been replaced with SolidBlue spring modules. You can still use the part number for the ClassicBlue kits; the kits will contain SolidBlue spring modules instead of ClassicBlue modules.

**NOTE:** ClassicBlue applicators are not designed for high-temperature adhesives. Please use the EP 25 applicator for high-temperature applications, or contact Application Engineering for recommendations.



## Module Remote Mount Kits

Part Number	Description
1120926	Kit, remote mount, SP, BestChoice, AO/SC
1120925	Kit, remote mount, SP, BestChoice, AO/AC
735140	Kit, flexible connection 1/8 x 1/8 in., adjustable

## Solenoid Valves

### Saturn Platinum Solenoids

Configuration Code	Description	Part Number
3A1S	3-way, AO/SC, 24 VDC LED, (yellow/white), for independent air, single module use	1095801
4A1S	4-way, AO/AC, 24 VDC LED (yellow/white), for independent air, single module use	1095802
4A1C	Kit, with tag, 3-way/4-way, 24 VDC LED (yellow/purple), for common and programmed air, multi-module use	1120875

**NOTE:** All solenoids not mounted on the applicator will require tubing and fittings to be ordered separately.

### Solenoid Cabling

Part Number	Description	Note
1100687	Cable assy, solenoid, M8, 3-wire, 5 m	
1100688	Cable assy, solenoid, 90-degree, M8, 3-wire, 5 m	
1100958	Cable assy, solenoid, M8, 3-wire, 10 m	
1100959	Cable assy, solenoid, 90-degree, M8, 3-wire, 10 m	
1121990	Kit, cable, splitter	Connects one extension cable to 2 solenoids

### Solenoid Accessories and Spare Parts

Part Number	Description	Note
1058522	Connector, standard, black, no LED	
1058523	Connector, clear, with LED	
1058524	Connector, clear LED, 120 VAC	
1058525	Connector, clear, with LED MOV	
734262	Muffler, M5	
1100452	Muffler, 1/8 NPT, plastic, compact	
1058058	Muffler, 1/8 NPT, polyethylene	
1058059	Muffler, 1/4 NPT	
1106321	Service kit, muffler restrictor	Use when adhesive viscosity is below 700 cps
1082500	Muffler, R1/8	Use when reduced noise is required (<85 dB)
1106320	Applicator solenoid field-wireable M8 female connector	
1123073	Kit, replacement electrical connectors, M8	10 pieces

# Blue Series™ Applicators

Best Choice™ Applicators and Spare Parts

## Replacement Parts and Kits (contd)

### Large Cv Saturn Solenoids

Configuration Code	Description	Part Number
3A0A	3 way, AO/SC, 24 VDC, QD plug without LED light (yellow, green)	1055481
3A0Y	3 way, AO/SC, 24 VDC, QD plug without LED light (yellow, green), no mount	1055481
3A1A	3 way, AO/SC, 24 VDC LED, QD plug with LED light (yellow, green)	1056119
3A1Z	3 way, AO/SC, 24 VDC LED, QD plug with LED light (yellow, green), no mount	1056119
3A1Y	3-way, AO/SC, 24 VDC, MOV, QD plug with LED light (yellow, green), no mount	1062017
3B0A	3 way, AO/SC, 100 VAC, QD plug without LED light (red, green)	1056273
3C0A	3 way, AO/SC, 120 VAC, QD plug without LED light (beige, green)	1056120
3D0A	3 way, AO/SC, 200 VAC, QD plug without LED light (gold, green)	1056274
3E0A	3 way, AO/SC, 240 VAC, QD plug without LED light (grey, green)	1056121
3E0Y	3-way, AO/SC, 240 VAC, QD plug without LED light (grey, green), no mount	1056121
4A0A	4 way, AO/AC, 24 VDC, QD plug without LED light (yellow, blue)	1055480
4A1A	4 way, AO/AC, 24 VDC, QD plug with LED light (yellow, blue)	1053894
4A1Y	4-way, AO/AC, 24 VDC, MOV, QD plug with LED light (yellow, blue), no mount	1055483
—	4 way, AO/AC, 24 VDC, QD plug without LED light, reverse function (yellow, green)	1069020
—	4 way, AO/AC, 240 VAC, QD plug without LED light (grey, green)	1074634

QD stands for quick-disconnect.

**NOTE:** Solenoid installation and hose insulator ship-with kit (P/N 272385) will not be shipped with applicator assemblies. The kit can be ordered separately.

**NOTE:** All solenoids not mounted on the applicator will require tubing and fittings to be ordered separately.

### Small Cv Saturn Solenoids

Description	Part Number
4-way, AO/AC, 24 VDC, QD plug with LED light (yellow, white)	1069250
4-way, AO/AC, 24 VDC, QD plug without LED light (yellow, white)	1069209
4-way, AO/AC, 120 VAC, QD plug without LED light (beige, white)	1069257
4-way, AO/AC, 240 VAC, QD plug without LED light (grey, white)	1069258
3-way, AO/SC, 24 VDC, QD plug with LED light (yellow, white)	1069208
3-way, AO/SC, 24 VDC, QD plug without LED light (yellow, white)	1069207
3-way, AO/SC, 12 VDC, QD plug without LED light (green, white)	1069206
3-way, AO/SC, 24 VAC, QD plug without LED light (blue, white)	1069251
3-way, AO/SC, 48 VAC, QD plug without LED light (brown, white)	1069252
3-way, AO/SC, 100 VAC, QD plug without LED light (red, white)	1069253
3-way, AO/SC, 120 VAC, QD plug without LED light (beige, white)	1069254
3-way, AO/SC, 200 VAC, QD plug without LED light (gold, white)	1069255
3-way, AO/SC, 240 VAC, QD plug without LED light (grey, white)	1069256

QD stands for quick-disconnect.

**NOTE:** Solenoid installation and hose insulator ship-with kit (P/N 272385) will not be shipped with applicator assemblies. The kit can be ordered separately.

**NOTE:** All solenoids not mounted on the applicator will require tubing and fittings ordered separately.



## Saturn Inline Filter Replacement Cartridges

Description	Part Number
50 mesh, 5 pack	1007372
100 mesh, 5 pack	1007373
200 mesh, 5 pack	1007374

## Connector/Saturn Inline Filter Assembly

Filter Configuration Code	Description	Part Number
N0	Connector with O-ring, hose, 9/16-18	972628
N4	Connector, 45 degree, hose, 9/16-18 x 9/16-18	972647
N9	Connector assembly, 90, 9/16-18 x 9/16-18	972646
E0	50 mesh, straight	1007033
F0	100 mesh, straight	1007034
G0	200 mesh, straight	1007035
E1	50 mesh, no fitting	1120049
F1	100 mesh, no fitting	1120050
G1	200 mesh, no fitting	1120051
E4	50 mesh, 45 degree	1007233
F4	100 mesh, 45 degree	1007234
G4	200 mesh, 45 degree	1007235
E9	50 mesh, 90 degree	1007230
F9	100 mesh, 90 degree	1007231
G9	200 mesh, 90 degree	1007232
—	Filter hydraulic fitting, straight	972657
—	Filter hydraulic fitting, 45 degree	972630
—	Filter hydraulic fitting, 90 degree	972629
—	O-ring, Viton, 3/8 in tube (replacement O-ring for all hose connectors)	945032
—	Jacket, Saturn filter	1056296

**NOTE:** For filters not supplied with a hydraulic fitting, order the fitting separately.

# Blue Series™ Applicators

Best Choice™ Applicators and Spare Parts

## Replacement Parts and Kits *(contd)*

### Applicator Cordsets

Cordset Configuration Code	Description	Part Number
T	Cordset, single module	223826
T	Cordset, multi-module	274685
W	Cordset, single module, water-wash	223804
W	Cordset, multi-module, water-wash	276770
B	Cordset, all applicators, bulk melter connection	276957
—	Conversion kit, Meltex applicator to Nordson melter, SolidBlue S	264829
—	Conversion kit, applicator to ITW Dynatec hose, SolidBlue S	226750
—	Conversion kit, applicator to ITW Dynacontrol hose, SolidBlue S	309071
—	Cordset, applicator to unit, 3100/3400 PAL	146907
J	Cordset, Meltex, square, thermocouple, 5 wire	152127
S	Cordset, SB (Slautterback)	224908
P	Cordset, DYP (Dyna Pro)	321699
N	Cordset, DYC (Dyna Mini)	321701
R	Cordset, RB (Robatech)	321717
—	Cordset, armored, H20/H200	1060388
—	Cordset, thermostat	1077909
K	Cordset, Meltex with PT100	1081196

### Applicator Extension Cables

Part Number	Description
108946	Cable, extension, applicator to melter, 4.9 m (16 ft)
728023	Cable, extension, water-wash applicator to melter, 5.5 m (18 ft)
728093	Cable, extension, water-wash applicator to AquaGuard melter, 6.1 m (20 ft)
124992	Cable, extension, applicator to bulk melter, 4.3 m (14 ft)

### Single Module Applicator Jacket

Configuration Code	Description	Part Number
—	Jacket, applicator, BC, single, back, AOSC*	1065642
—	Jacket, applicator, BC, single, back, AOAC*	1066184

\*For other jackets, contact application engineering.

### Insulating Hose Cuffs

Part Number	Description
273634	Cuff, insulating, 64 mm (2.5 in.)
273635	Cuff, insulating, 64 mm (2.5 in.)
274429	Cuff, insulating, 44 mm (1.75 in.)



## Heaters, Single Module Applicator

Voltage Code	Description	Part Number
A	Heater, 240 VAC, standard applicator	1054660
	Heater, 240 VAC, top-feed applicator (2 required)	938129
B	Heater, 200 VAC, standard applicator	1054626
	Heater, 200 VAC, top-feed applicator (2 required)	1058849

## Heaters, Multi-Module Applicator, 240 VAC Heater Selection

Minimum Applicator Body Length	Maximum Applicator Body Length	Voltage Code	Number of Heaters Required	13 mm (0.5 in.) Diameter Heater Part Number	Heater Wattage
44.6	58.2	A	1	1054662	200
58.3	69.4	A	1	1054663	200
69.5	77.2	A	1	1054664	250
77.3	88.2	A	1	1054672	250
88.3	102.6	A	1	1054673	250
102.7	112.3	A	1	1054675	280
112.4	121.7	A	1	1054676	300
121.8	134.5	A	1	1055575	300
134.6	147.5	A	1	1055576	300
147.6	166.9	A	1	1054677	350
167.0	173.4	A	1	1054678	380
173.5	192.8	A	1	1054659	400
192.9	216.9	A	1	1054681	440
217.0	238.2	A	1	1054683	500
238.3	264.1	A	1	1054685	550
264.2	286.9	A	1	1054688	600
287.0	295.1	A	1	1054689	600
295.2	346.9	A	2	1054677	350
347.0	372.8	A	2	1054679	350
372.9	398.7	A	2	1054680	375
398.8	424.6	A	2	1055578	400
424.7	450.5	A	2	1054682	425
450.6	489.4	A	2	1054684	450
489.5	528.3	A	2	1054686	475
528.4	580.1	A	2	1054687	500
580.2	610.0	A	2	1054690	550

# Blue Series™ Applicators

Best Choice™ Applicators and Spare Parts

## Replacement Parts and Kits *(contd)*

### Heaters, Multi-Module Applicator, 200 VAC Heater Selection

Minimum Applicator Body Length	Maximum Applicator Body Length	Voltage Code	Number of Heaters Required	13 mm (0.5 in.) Diameter Heater Part Number	Heater Wattage
44.6	58.2	B	1	1054628	200
58.3	69.4	B	1	1054629	200
69.5	77.2	B	1	1054630	250
77.3	88.2	B	1	1054633	250
88.3	102.6	B	1	1054634	250
102.7	112.3	B	1	1054635	280
112.4	121.7	B	1	1054637	300
121.8	134.5	B	1	1054638	300
134.6	147.5	B	1	1054639	300
147.6	166.9	B	1	1054640	350
167.0	173.4	B	1	1054642	380
173.5	192.8	B	1	1054644	400
192.9	216.9	B	1	1054647	440
217.0	238.2	B	1	1054650	500
238.3	264.1	B	1	1054652	550
264.2	286.9	B	1	1054655	600
287.0	295.1	B	1	1054656	600
295.2	346.9	B	2	1054640	350
347.0	372.8	B	2	1054643	350
372.9	398.7	B	2	1054646	375
398.8	424.6	B	2	1054648	400
424.7	450.5	B	2	1054649	425
450.6	489.4	B	2	1054651	450
489.5	528.3	B	2	1054653	475
528.4	580.1	B	2	1054654	500
580.2	610.0	B	2	1054657	550

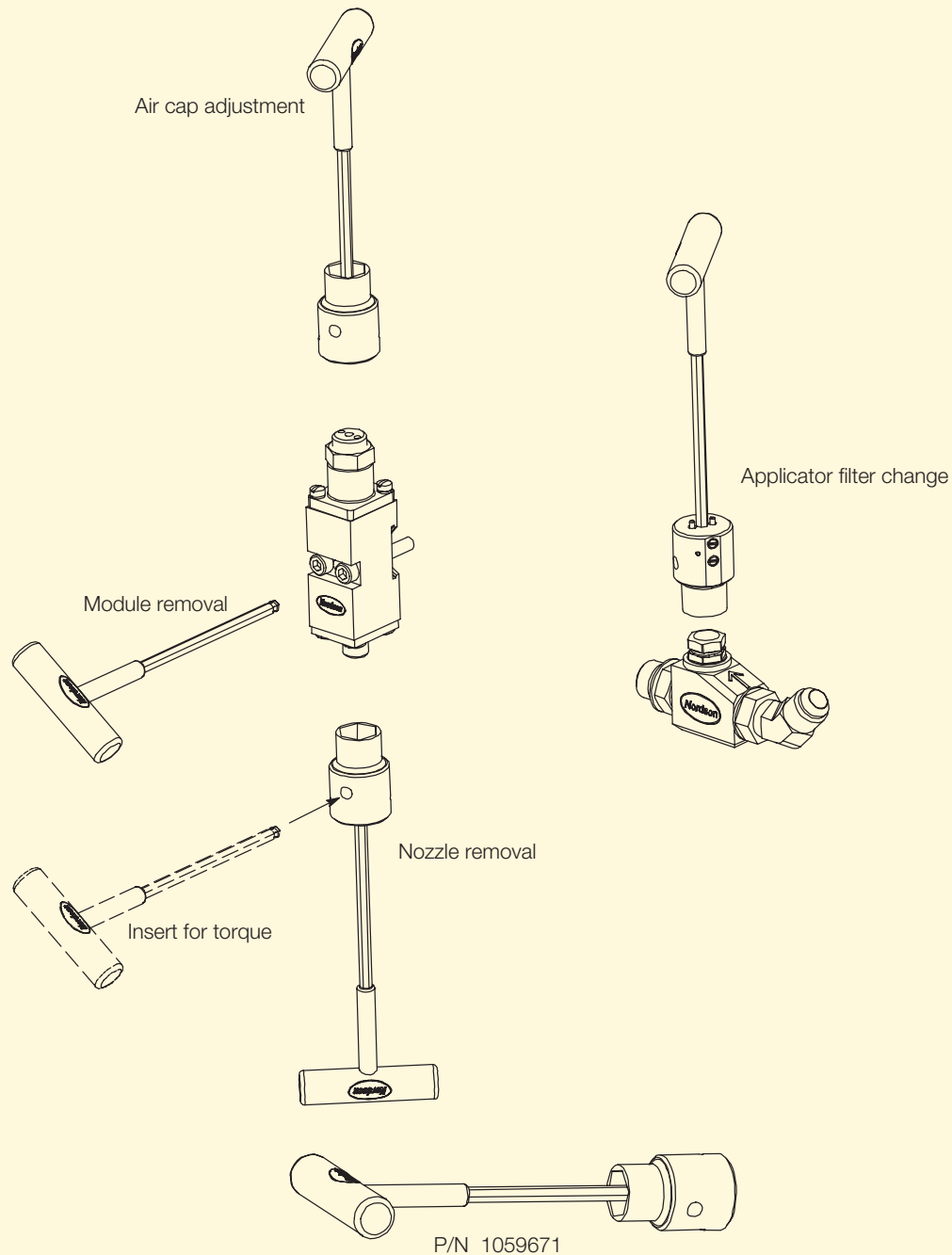
### Thermostats

Part Number	Description
937044	200 °F thermostat
937244	225 °F thermostat
937245	250 °F thermostat
937246	275 °F thermostat
937247	300 °F thermostat
937225	325 °F thermostat
937226	350 °F thermostat
937227	375 °F thermostat
937228	400 °F thermostat

# Blue Series™ Applicators

Multi-Service Device

The multi-service device is used for Blue Series modules. Use the multi-service device for air cap adjustment, module removal, nozzle removal and applicator filter removal.



# Blue Series™ Applicators

Multi-Service Device

This page intentionally blank



# MiniBlue® II Applicators

## Description

### Compact hot melt applicators deliver industry-best service life and superior, consistent high-speed performance

MiniBlue II adhesive applicators provide longer life than any other pneumatic applicators in the packaging industry. Reduce maintenance, downtime, and replacement parts costs with MiniBlue II applicators.

The ball-and-seat design features a patented hydraulic seal for longer life without leakage. Packaging grade adhesives can be applied at high cycle rates using the MiniBlue II applicator and a Nordson Saturn Platinum (SP) high-speed solenoid valve.

MiniBlue II modules use standard Saturn nozzles and are backward compatible with previous generation MiniBlue applicators.

MiniBlue II SureBead applicators combine the superior life and high-speed capability of original MiniBlue II applicators with self-cleaning SureBead module technology. The new, compact-size applicators allow customers to increase productivity, virtually eliminate nozzle clogging and reduce maintenance and downtime. The new modules also incorporate all of the latest improvements found in ball-and-seat MiniBlue II applicators.

MiniBlue II SureBead modules use SureBead nozzles.

### Primary Features

- More than twice the operating life of any pneumatic applicator in the packaging industry.
- Enhanced design provides stronger air-open/air-close force for cleaner operation at high speeds.
- Integrated filter captures contaminants, reducing nozzle clogs and downtime.
- Quick-disconnect feature minimizes solenoid installation and removal downtime.
- Choice of solenoids, Saturn solenoids and nozzles, module widths, single-or multi-module, and water-wash configurations.
- Insulating covers reduce energy use up to 38 percent, minimize contact with heated surfaces, and maintain applicator and adhesive temperature for better flow, cutoff, and bonding.
- Configurable product maximizes pattern, adhesive and application flexibility to reduce costs.



# MiniBlue® II Applicators

## Replacement Parts and Kits

### Modules

Part Number	Description	Note
1095703	Module, MiniBlue II, ball and seat	A
1121479	Module, MiniBlue II, SureBead, 0.20 (0.008) (purple)	
1121480	Module, MiniBlue II, SureBead, 0.31 (0.012) (green)	
1121481	Module, MiniBlue II, SureBead, 0.41 (0.016) (orange)	
1121482	Module, MiniBlue II, SureBead, 0.51 (0.020) (beige)	
1121483	Module, MiniBlue II, SureBead, 0.81 (0.032) (gold)	
1121484	Module, MiniBlue II, SureBead, 1.0 (0.040) (turquoise)	
1120093	Kit, module blank, MiniBlue	

NOTE A: Uses standard Saturn nozzles.

### Nozzles for MiniBlue II SureBead

Part Number	Description
1121473	Kit, nozzle, MiniBlue II, SureBead, 0.008 (purple)
1121474	Kit, nozzle, MiniBlue II, SureBead, 0.012 (green)
1121475	Kit, nozzle, MiniBlue II, SureBead, 0.016 (orange)
1121476	Kit, nozzle, MiniBlue II, SureBead, 0.020 (beige)
1121477	Kit, nozzle, MiniBlue II, SureBead, 0.032 (gold)
1121478	Kit, nozzle, MiniBlue II, SureBead, 0.040 (turquoise)

### Cordsets

(Cordsets include RTDs)

Part Number	Description	Note
1103014	Cordset, MiniBlue II	A, B
1103908	Cordset, MiniBlue II, multi, water-wash	B
1103015	Cordset, MiniBlue II, slim, water-wash	A
1121501	Kit, cordset, applicator, Freedom	
1123116	Kit, cordset, applicator, Freedom, water-wash	B
1123115	Kit, cordset, applicator, Freedom, water-wash, slim	A

NOTE A: Used with slim line applicators.  
NOTE B: Used with standard applicators.

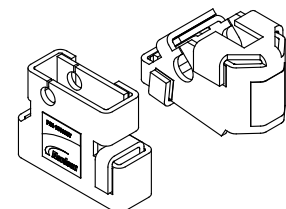
## Solenoids, Tubing, and Fittings

Part Number	Description	Note
1120826	Multi-module solenoid, Saturn SP (1/8 in. NPT ports)	A
1095800	Single-module solenoid, Saturn SP (M5 ports)	B
771458	Single-module solenoid, SD mini (M5 ports)	B
1069020	Solenoid, Saturn, SG, 24 VDC, rev. function	A, C
1100687	Cable assy, solenoid, M8, 3-wire, 5 m	D, E
1100688	Cable assy, solenoid, 90 degree, M8, 3-wire, 5 m	D, E
1100958	Cable assy, solenoid, M8, 3-wire, 10 m	D, E
1100959	Cable assy, solenoid, 90 degree, M8, 3-wire, 10 m	D, E
1121990	Kit, cable, splitter (connects one extension cable to 2 solenoids)	F
1098835	Tube, slim line, M5	D, E
375291	O-ring	D, E
734262	Muffler, M5	E
1100452	Muffler, 1/8 in. NPT, plastic, compact	D
1058058	Muffler, 1/8 in. NPT, polyethylene	G
1106321	Muffler restrictor service kit	H
1082500	Muffler, R1/8	I
1106320	Applicator solenoid field wireable M8 female connector	
1123073	Kit, replacement electrical connector, SP, 10 pieces (solenoid M8 connectors)	
1120841	Fitting, tube, conn, M, 6 mm T, 1/8 in. NPT, brass	A
734259	Fitting, hex, socket, male, OD 6 mm T, M5, air inlet	E

NOTE A: Used for common and programmed actuation.  
 NOTE B: Used for single-module applicators and independent actuation for multi-module applicators.  
 NOTE C: Obsolete—available as a replacement only for legacy applicators.  
 NOTE D: Used with SP solenoids.  
 NOTE E: Used with SD solenoids.  
 NOTE F: Used with SD and SP ONLY.  
 NOTE G: Used with SG solenoids.  
 NOTE H: Used when adhesive viscosity is below 700 cps.  
 NOTE I: Used when reduced noise is required (85 dB).

## Thermal Insulating Applicator Covers

Part Number	Description
1099297	Cover, flexible, slim line
1099298	Cover, flexible, single module, wide
1103018	Plastic cover kit, single module, slim
1120818	Cover, flexible, single module, wide, Best Choice spring-closed retro-fit
1121065	Cover, flexible, single module, wide, Best Choice air-closed retro-fit



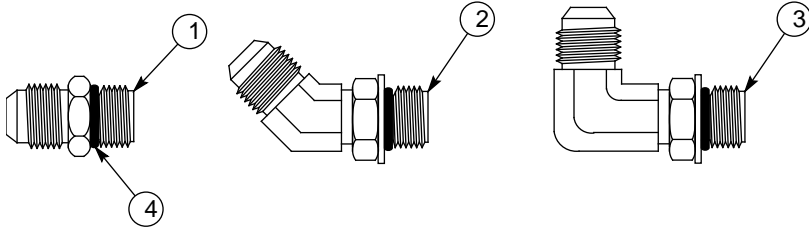
## Integrated Filters

(Used for single module slim line assemblies.)

Part Number	Description
1123661	Kit, Filter, 50 Mesh, Saturn, 5 pack
1123662	Kit, Filter, 100 Mesh, Saturn, 5 pack
1123663	Kit, Filter, 200 Mesh, Saturn, 5 pack

# MiniBlue® II Applicators

## Applicator-to-Hose Connectors



Applicator-to-hose connectors are installed between the applicator and hose to ease hose routing and to help prevent bending or pinching of the hose.

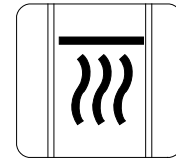
Item	Part Number	Description	Note
1	972657	Connector, hose, with O-ring, straight	A
2	274179	Connector, hose, with O-ring, 45 degree	
3	274180	Connector, hose, with O-ring, 90 degree	
4	945032	<ul style="list-style-type: none"> <li>O-ring, Viton, 3/8 in. tube</li> </ul>	B

NOTE A: All applicators are shipped with this straight hose connector pre-installed on the applicator.  
 NOTE B: This is the replacement O-ring for all hose connectors.

## Insulating Cuffs

Insulating cuffs are used to insulate hose-to-applicator joints.

Part Number	Description
273634	Cuff, insulating, 64 mm (2.5 in.)
273635	Cuff, insulating, 50 mm (2.0 in.)
274429	Cuff, insulating, 44 mm (1.75 in.)





## Heaters

Part Number	Description
734013*	Heater cartridge 6 mm X 30 mm 230V-100W
938123	Heater cartridge 3/8 in. X 1.28 in. 240V-150W
810000	Heater cartridge 3/8 in. X 1.5 in. 240V-200W
250682	Heater cartridge 3/8 in. X 2 in. 240V-200W
121662	Heater cartridge 3/8 in. X 2.44 in. 240V-250W
139311	Heater cartridge 3/8 in. X 2.75 in. 240V-250W
109387	Heater cartridge 3/8 in. X 3.18 in. 240V-250W
938126	Heater cartridge 3/8 in. X 3.75 in. 240V-280W
109327	Heater cartridge 3/8 in. X 4.13 in. 240V-300W
710669	Heater cartridge 3/8 in. x 4.5 in. 230V-300W
702409	Heater cartridge 3/8 in. X 5 in. 240V-300W
149294	Heater cartridge 3/8 in. X 5.5 in. 240V-350W
938127	Heater cartridge 3/8 in. X 6.25 in. 240V-380W
135817	Heater cartridge 3/8 in. X 6.5 in. 220V-400W
938132	Heater cartridge 3/8 in. X 7.25 in. ,440W,240V
860879	Heater cartridge 3/8 in. X 8.18 in. 240V-500W
149299	Heater cartridge 3/8 in. X 9 in. 240V-550W
938077	Heater cartridge 3/8 in. X 10 in. 240V-600W
938067	Heater cartridge 3/8 in. X 10.88 in. 240V-600W
1061561*	Heater cartridge 6 mm X 30 mm 200V, 100W
1070406	Heater cartridge 3/8 in. X 1.28 in. 200V-150W
1070401	Heater cartridge 3/8 in. X 1.5 in. 200V-200W
1070291	Heater cartridge 3/8 in. X 2 in. 200V-200W
1070294	Heater cartridge 3/8 in. X 2.44 in. 200V-250W
1070296	Heater cartridge 3/8 in. X 2.75 in. 200V-250W
1070293	Heater cartridge 3/8 in. X 3.18 in. 200V-250W
1070407	Heater cartridge 3/8 in. X 3.75 in. 200V-280W
1070292	Heater cartridge 3/8 in. X 4.13 in. 200V-300W
1070400	Heater cartridge 3/8 in. X 4.5 in. 200V-300W
1070299	Heater cartridge 3/8 in. X 5 in. 200V-300W
1070297	Heater cartridge 3/8 in. X 5.5 in. 200V-350W
1072628	Heater cartridge 3/8 in. X 6.25 in. 200V-380W
1070295	Heater cartridge 3/8 in. X 6.5 in. 200V-400W
1072629	Heater cartridge 3/8 in. X 7.25 in. 200V-440W
1070402	Heater cartridge 3/8 in. X 8.18 in. 200V-500W
1070298	Heater cartridge 3/8 in. X 9 in. 200V-550W
1070405	Heater cartridge 3/8 in. X 10 in. 200V-600W
1070404	Heater cartridge 3/8 in. X 10.88 in. 200V-600W

\*Slim line applicator

# MiniBlue® II Applicators

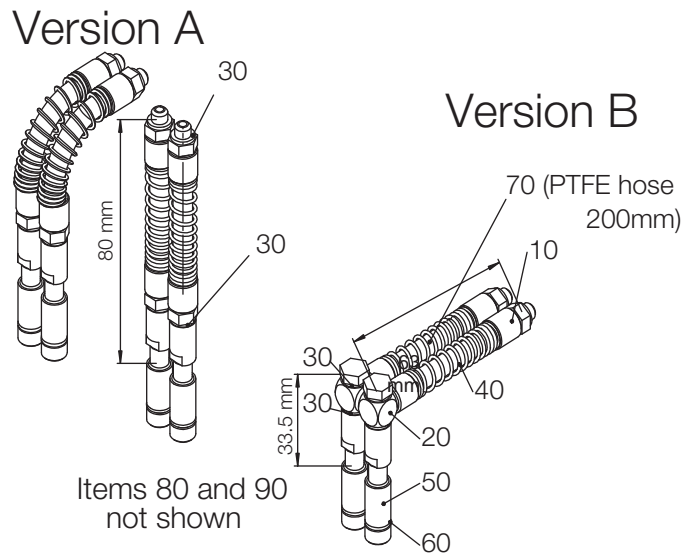
## Flexible Tubing Kits

Flexible tubing kits are available when the working environment makes rigid mounting of the solenoid prohibitive.

### For Single-Module/IA Solenoids with M5 Ports

Item	Part Number	Description	Qty
—	735375	Flexible tubing kit, SP solenoid	
10	7330993	• Screw-in joint 6/4 MS	4
20	7334014	• Single swivel screw joint MS	2
30	7334015	• Seal ring	6
40	7330992	• Spring DIN 2098 1 x 8 x 36	2
50	7333319	• Adapter, MB2/MS	2
60	375291	• O-ring, 6*1, AFLAS 70	2
70	252277*	• Air hose, D6.0 x D4.0, PTFE natural, 200 mm	1
80	311031	• Screw, allen-head, M4 x 8, DIN 912, A2	2
90	311142	• Washer, spr, M4, DIN 7980, A2	2

\*If a longer hose is needed order by meter, 252277.



Kit includes all parts for straight or 90° mounting.

### For Multi-Module/CA Solenoids with 1/8 in. NPT Ports

Item	Part Number	Description	Qty	Illustration
-	735140	Kit, flexible connection 1/8 x 1/8 in. adjustable, SG solenoid	2	
10	733581	Straight connection, 1/8 in. adjustable	1	
20	734819	Flexible hose, H-PTFE-8/6 (1 pc = 10 cm)	1	
30	311484	O-ring, 7.65 x 1.78, Viton, black	2	
10	735361	Kit, flexible connection 1/8 x 1/4 in. adjustable, 0.50 mm, SD solenoid	1	
20	734816	Straight screwed coupling, adjustable	1	
30	733581	Straight connection, 1/8 in. adjustable	1	
40	734819	Flexible hose, H-PTFE-8/6 (1 pc = 10 cm)	1	
40	311484	O-ring, 7.65 x 1.78, Viton, black	1	
10	733501	Kit, flexible connection 1/8 x 1/4 in. adjustable, SD solenoid	1	
20	734816	Straight screwed coupling, adjustable	1	
30	733581	Straight connection, 1/8 in. adjustable	1	
40	734819	Flexible hose, H-PTFE-8/6 (1 pc = 10 cm)	1	
40	311484	O-ring, 7.65 x 1.78, Viton, black	1	

NOTE: Two pieces are required for one solenoid.

# MiniBlue® II Applicators

This page intentionally blank.



# MiniBlue® II Low Profile Applicators

## Description

### Compact hot melt applicators deliver industry-best service life and superior, consistent high-speed performance

MiniBlue II ball-and-seat adhesive applicators provide longer life than any other pneumatic applicators in the packaging industry.


MiniBlue II ball-and-seat Low Profile (LP) applicators allow customers to:

- quickly and easily replace older style low profile applicators and benefit from the industry-leading service life and performance of MiniBlue II applicators.
- enable intermittent adhesive bead dispensing and adhesive savings with easy connection to the EcoBead™ Pattern Generator for OptiBond™ solutions.
- minimize maintenance, downtime, replacement parts, and inventory costs using long-life MiniBlue II LP applicators.

MiniBlue II LP applicators use standard Saturn nozzles.

### Primary Features

- MiniBlue II ball-and-seat module
- Integrated Saturn filter
- New multi-module Saturn Platinum (SP) solenoid



# MiniBlue® II Low Profile Applicators

## MiniBlue II LP Applicators

Part Number	Description	No. Modules	Spacing Inches	Volts	Cord-set	Filter	Solenoid
1120413	MB2-BEL-LP-02ACA-022-TSP-F41	2	0.88	240	T	100 mesh	Saturn Platinum 24 VDC
1120648	MB2-BEL-LP-02ACA-022-WSP-F41	2		240	W		
1120649	MB2-BEL-LP-02ACA-022-TSP-F41	2		200	T		
1120714	MB2-BEL-LP-02BCA-022-WSP-F41	2		200	W		
1120414	MB2-BEL-LP-04ACA-022-TSP-F41	4	0.88	240	T	100 mesh	Saturn Platinum 24 VDC
1120715	MB2-BEL-LP-04ACA-022-WSP-F41	4		240	W		
1120716	MB2-BEL-LP-04BCA-022-TSP-F41	4		200	T		
1120717	MB2-BEL-LP-04BCA-022-WSP-F41	4		200	W		

## Replacement Parts and Kits

### Module and Tubing

Part Number	Description
1095703	Module, MiniBlue II, ball and seat
1120832	Tube, long, 6 MM OD, MB2 LP
1120833	Tube, short, 6 MM OD, MB2 LP

### Heaters

Part Number	Description
938149	Htr cart, 0.25D x 2.75 LG, 100W, 240V, 2 mod
938150	Htr cart, 0.25D x 2.75 LG, 100W, 200V, 2 mod
938151	Htr cart, 0.375D x 2.5 LG, 100W, 200V, 4 mod
938152	Htr cart, 0.375D x 2.5 LG, 100W, 240V, 4 mod

### Cordsets

(Cordsets include RTDs)

Part Number	Description
1103014	Cordset, MiniBlue II
1103908	Cordset, MiniBlue II, multi, water-wash
1121501	Kit, cordset, applicator, Freedom
1123116	Kit, cordset, applicator, Freedom, water-wash

### Solenoid and Cables

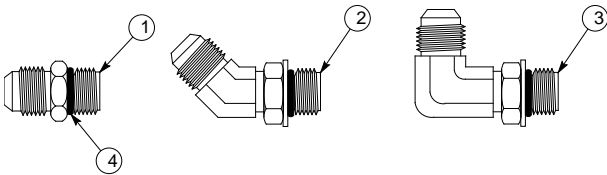
Part Number	Description
1120826	Multi-module solenoid, Saturn SP (1/8 in. NPT ports)
1120831	Remote mount solenoid kit, SP multi-module
1100687	Cable assy, solenoid, M8, 3-wire, 5 m
1100688	Cable assy, solenoid, 90 deg., M8, 3-wire, 5 m
1100958	Cable assy, solenoid, M8, 3-wire, 10 m
1100959	Cable assy, solenoid, 90 deg., M8, 3-wire, 10 m
1121990	Kit, cable, splitter (connects one extension cable to 2 solenoids)

### Integrated Filters

Part Number	Description
1123661	Kit, Filter, 50 Mesh, Saturn, 5 pack
1123662	Kit, Filter, 100 Mesh, Saturn, 5 pack
1123663	Kit, Filter, 200 Mesh, Saturn, 5 pack

## Applicator-to-Hose Connectors

Applicator-to-hose connectors are installed between the applicator and hose to ease hose routing and to help prevent bending or pinching of the hose.



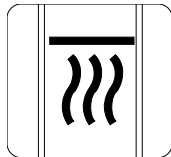
Item	Part Number	Description	Note
1	972657	Connector, hose, with O-ring, straight	A
2	274179	Connector, hose, with O-ring, 45°	
3	274180	Connector, hose, with O-ring, 90°	
4	945032	• O-ring, Viton, 3/8 in. tube	B

NOTE A: All applicators are shipped with this straight hose connector pre-installed on the applicator.

B: This is the replacement O-ring for all hose connectors.

## Insulating Cuffs

Insulating cuffs are used to insulate hose-to-applicator joints.



Part Number	Description
273634	Cuff, insulating, 64 mm (2.5 in.)
273635	Cuff, insulating, 50 mm (2.0 in.)
274429	Cuff, insulating, 44 mm (1.75 in.)

# MiniBlue® II Low Profile Applicators

This page intentionally blank.





# EcoBead™ Pattern Generator

For use with MiniBlue II

## Description

Economical and easy to use, the EcoBead pattern generator lets you apply short, intermittent beads in place of long continuous beads by enabling your parent machine controls. The need to reprogram your PLC or add a conventional pattern controller is eliminated.

The EcoBead device is easy to install and connects directly to a Saturn® Platinum (SP) solenoid valve that provides air to a MiniBlue II adhesive applicator.

Adhesive savings ranging from 30- to over 50-percent are common. Your savings will depend on your application.

## Primary Features

- Quickly enables intermittent adhesive bead dispensing in current operations
- Easy in-line installation
- Automatically adjusts to line speed changes
- Optional USB programming module for customized patterns
- No-tool installation. Programs set with a common screwdriver
- IP54 rated
- Multi-colored status LEDs
- Protective covers for programming switches
- Needs no external power supply, encoder, trigger device, or line-speed sensor



EcoBead Pattern Generator



EcoBead Pattern Generator installed on MiniBlue II applicator (shown for illustration purposes only)

## Benefits

- Compatible with existing 24V control architectures
- No costly PLC or controller program changes required
- Assures programmed savings over a wide production range
- Flexibility to meet a wide variety of requirements
- Fast pattern and bead changes; easy adjustments for adhesive optimization
- Withstands demanding environments
- Monitor performance at a glance
- Prevents unauthorized changes or tampering
- Lowest cost solution for intermittent bead dispensing

## Replacement Parts

Part Number	Description
1123745	Pattern generator, EcoBead II
1123740	Programmer, USB, EcoBead II
1121012	Cover, EcoBead dials

# EcoBead™ Pattern Generator

For use with MiniBlue II

This page intentionally blank



# MiniBlue<sup>®</sup> Applicators

## Description

**Compact hot melt applicators maximize mounting and pattern flexibility in confined spaces**

### MiniBlue applicators:

- Require minimal space for installation and service
- Produce self-cleaning action and improved cutoff
- Are available in reduced cavity and ball and seat configurations
- Feature the EasyOn™ module design for faster installation

### In addition, MiniBlue technology provides:


- Guided, one-way fit (mated module and applicator body surfaces)
- Easier, safer installation (especially on applicator bodies located deep within machines)
- Modules fit existing Nordson applicator bodies (backward compatibility)
- Simpler design

Nordson MiniBlue applicators are ideal for applications with close flap compression sections. Close multi-module centerlines as small as 16 mm (0.63 in.) extend mounting and pattern flexibility in confined spaces. Single module MiniBlue applicators offer an 18 mm (0.71 in.) wide manifold.

Compact and configurable, Nordson MiniBlue applicators are reduced cavity applicator modules.

Two spring-loaded seals extend module operating life and reduce air section failure. These long-life hydraulic seals help improve durability and minimize maintenance and downtime.

MiniBlue modules feature air-open/air-close (AO/AC) actuation, providing a strong closing force to minimize adhesive stringing, especially with aggressive and pressure sensitive adhesives.



# MiniBlue® Applicators

## Replacement Parts and Kits

### Recommended Spare Parts

This is a generic spare parts list. Contact your Nordson representative for assistance as needed in compiling a recommended spare parts list specific to your applicator.

Part Number	Description
771129	Valve, solenoid, SG, 1/8 in.
771458	Valve, solenoid, SD, 24 VAC, 8 W
771459	Cable, SD solenoid valve, with plug, straight
771541	Cable, SD solenoid valve, with plug, 90-degree
1045502	Filter, Saturn, integrated, M14, 50 mesh, 2 pack
1045506	Filter, Saturn, integrated, M14, 0.15 mm (100 mesh), 2 pack
1045520	Filter, Saturn, integrated, M14, 200 mesh, 2 pack
1007034	Filter, Saturn, inline, 0.15 mm (100 mesh), straight
1007234	Filter, Saturn, inline, 0.15 mm (100 mesh), 45-degree
1007231	Filter, Saturn, inline, 0.15 mm (100 mesh), 90-degree
973576	Plug, 5/16-24 UNF with O-ring
274180	Service kit, 90,deg hose conn
274179	Service kit, 45 deg hose conn
972657	Service kit, straight hose conn
1072928	Kit, repl, module, MiniBlue, 0.008 SUR
1073060	Kit, repl, module, MiniBlue, 0.012 SUR
1073062	Kit, repl, module, MiniBlue, 0.016 SUR
1073064	Kit, repl, module, MiniBlue, 0.020 SUR
305413	<ul style="list-style-type: none"> <li>O-ring, Viton, 0.465 ID x 0.036 in. wall</li> </ul>
940081	O-ring, Viton, 0.188 x 0.313 x 0.063 in. (installed between module and applicator body)
274685	Cordset, with sensor (RTD)
276770	Cordset, water-resistant, with sensor (RTD)
1051279	Cordset, water-resistant, MiniBlue, sensor (RTD)

### Accessories and Supplies

Part Number	Description	Note
1053644	Body, blank, H100, MiniBlue	
273634	Cuff, insulating, 64 mm (2.5 in.)	A
273635	Cuff, insulating, 51 mm (2 in.)	A
274429	Cuff, insulating, 44 mm (1.75 in.)	A
901915	Nozzle cleaning kit	

NOTE A: These insulating cuffs can be used to insulate hose-to-applicator joints.

## Heaters

Applicator Body Length mm (in.)	Overall Applicator Body Length	Heater Length mm (in.)	Heater Wattage	Heater Part Number
40-49 (1.57-1.93)	40-53 mm	32.5 (1.28)	150	938123
50-61 (1.94-2.4)	53-64 mm	38.1 (1.5)	200	810000
62-72 (2.41-2.83)	65-75 mm	50.8 (2)	200	1018997
73-80 (2.84-3.15)	76-83 mm	62 (2.44)	250	121662
81-91 (3.16-3.59)	84-94 mm	70 (2.75)	250	139311
92-106 (3.6-4.17)	95-109 mm	81 (3.18)	250	109387
107 -115 (4.18-4.52)	110-118 mm	96 (3.75)	280	938126
116-125 (4.53-4.92)	119-128 mm	105 (4.13)	300	109327
126-137 (4.93-5.39)	129-140 mm	115 (4.5)	300	710669
138-150 (5.4-5.89)	141-153 mm	127 (5)	300	702409
151-169 (5.9-6.66)	154-172 mm	140 (5.5)	350	149294
170-176 (6.67-6.93)	173-179 mm	159 (6.25)	380	938127
177-195 (6.94-7.68)	180-198 mm	166 (6.5)	400	135817
196-218 (7.69-8.59)	199-221 mm	185 (7.25)	440	938132
219-239 (8.6-9.4)	222-242 mm	208 (8.18)	500	860879
240-264 (9.41-10.39)	243-267 mm	229 (9)	550	149299
265-287 (10.4-11.29)	268-290 mm	254 (10)	600	938077
288-305 (11.3-12)	291-305 mm	277 (10.88)	600	938067

NOTE: Heater diameter is 9.5 mm (3/8 in.).

NOTE: Order two eyelets, part 972862, for each replacement heater ordered.

## SD Solenoid Valve Cables

Part Number	Description	Quantity
771459	Cable, SD solenoid valve, with plug, straight	1
771541	Cable, SD solenoid valve, with plug, 90-degree	1

# MiniBlue® Applicators

This page intentionally blank.




# PatternPro™ Variable Pitch Dispensing Applicators

## Description

**Innovative hot melt applicator with pivoting modules provides unmatched flexibility to accommodate rapid product changeovers**

### PatternPro applicators:

- Allow modules to be pivoted
- Provide close bead-to-bead spacing
- Speed pattern changes during product changeover, reducing downtime



Miniblue II, or solid Blue S modules meet a wide variety of application needs

Unique rotating disk design allows modules to pivot without adhesive leakage

Standard 40 mm (1.58 in.) and 70 mm (2.76 in.) module-pitch applicators cover most traymaking, cartoning, and wrap-around carton sealing application needs

The PatternPro applicator features a rotating disk design, allowing rotation of the modules on the applicator body for easy creation of new patterns and dramatic reduction of downtime during product changeover. A series of O-rings and separate air and hydraulic passages allow the disk and applicator module to pivot on their axes while hot melt adhesive and air flow uninterrupted to the modules. A small work envelope enables the PatternPro applicator to fit into tight parent machine constraints, where standard multi-module applicators will not. Closer bead-to-bead positioning permits more flexibility than stacked module applicators. Bead repositioning can be accomplished without moving the entire applicator.

PatternPro applicators are available with reliable Nordson air-open/air-close (AO/AC) MiniBlue II or air-open/spring close (AO/SC) SolidBlue S Series modules. Special applicators can be ordered for use with the SureBead S reduced cavity modules.

# PatternPro™ Variable Pitch Dispensing Applicators

## PatternPro Variable Pitch Applicators

Part Number	Description
731994	MiniBlue, T PatternPro, 50 mm pitch
731995	MiniBlue RC12, T PatternPro, 50 mm pitch
731997	SolidBlue, T PatternPro, 40 mm pitch
731996	SolidBlue, T PatternPro, 70 mm pitch
731961	SolidBlue S, T PatternPro, 70 mm pitch
735194	SolidBlue S, T PatternPro, 40 module, 64 - 135 - 64 mm pitch

## Replacement Parts and Kits

### PatternPro 40 mm

Part Number	Description
1052925	Module, SolidBlue, dtandard
223826	Cordset assembly, 2300, with eyelet RTD
938039	Heater, 240V, 210 W, 0.38 in. diameter x 3.25 in., PatternPro 40 mm

### PatternPro 50 mm

Part Number	Description
1073060	Kit, replacement module, MiniBlue II, 0.012 SUR
1051249	Module, MiniBlue II
223826	Cordset assembly, 2300, with eyelet RTD
734013	Heater cartridge, 230V, 100 W
1069020	Solenoid, replacement, Saturn, L4, 24DC, rev function
305405	Fitting, crimp, 6 mm, 1/8 NPT
733556	H-100 tube, S 400, 50 mm, straight, 6 x 1, aluminum
733557	Tube, 50 mm, MiniBlue, SG, bent

### PatternPro 70 mm

Part Number	Description
1052925	Module, SolidBlue, standard
223826	Cordset assembly, 2300, with eyelet RTD
710669	Heater, 240V, 300 W, 0.38 in. diameter x 4.50 in., PatternPro 70 mm

## SolidBlue and SureBead Modules

SureBead modules include nozzles. The color indicated next to the orifice size indicates the color code of the Saturn nozzle of the SureBead modules.

Part Number	Description
1054951	Module blank, SolidBlue/SureBead
1052925	SolidBlue S
1052928	SureBead S, 0.008 (purple)
1052929	SureBead S, 0.012 (green)
1052931	SureBead S, 0.016 (orange)
1052932	SureBead S, 0.020 (beige)
1056127	SureBead S, 0.032 (gold)
1056128	SureBead S, 0.040 (turquoise)





# H-20 Applicators

## Description



**Micro-Adjust H-20**

The micro-adjust H-20 is useful for balancing flow rates in applications where flow control and precise bead size are critical. The micro-adjust needle and seat combination allows adhesive flow to be adjusted without changing hydraulic pressure.



**Large Ball-and-Seat H-20**

The H-20 LBS is manufactured with larger bore fittings and a larger ball-and-seat for applications using high-viscosity or filled materials. Ideal for use with bulk melter applicators, the H-20 LBS accommodates 5/8-in. or 5/16-in. hose diameters.



**Filtered H-20**

The integral-filtered H-20 design features a built-in heated filter to remove char and contaminants that can inhibit adhesive flow. The filter is conveniently located for easy access and cleaning. Three filter screen sizes are available to complement specific application requirements (0.004, 0.006, and 0.009-in. mesh).

H-20 applicators are single-module automatic applicators best used in applications requiring high flow rates and accurate bead size. They are excellent for high viscosity glues or highly filled glues.

Nordson modules have long-life hydraulic seals to extend module life. Life testing in our labs shows these modules to have longer life than most comparable styles of modules, which is why Nordson offers a one year or 2,000 hour warranty. In addition, all modules are built to ISO 9001 quality procedures to provide modules that are always built to the same, high quality standards—our assurance to you that Nordson products will perform consistently during production.

Nordson has discontinued rebuilding modules, so you receive the same value as new modules when ordering through our exchange program. You receive a discount while receiving all the benefits of the new modules—long life and long warranty period.

# H-20 Applicators

## H-20 Applicators (Single Module)

Applicator Part Number	Description	Heater Cartridge	Components	
			Cordset Part Number	Module Part Number
274702	H-20-T	938053	223801	153011
276778	H-20-T-W	938053	223804	153011
120664	H-20-T-LBS	938053	276957	272549
274728	H-20-T w/micro-adjust needle	938053	223801	272267
815138	H20-1 TF/D, 2300	938159	274685	153011

*Designations:*

*T = RTD Sensors*

*LBS = Large Ball and Seat (high flow)*

*W = Water Resistant*

*F = Filter*

*F/D = Dual Filter*



# AG-900+S Dispensing Module

## Description

Modular AG900+S dispensing modules accurately dispense high-performance adhesives and sealants with viscosities up to one million cps. The patented AG900+S is compatible with most automated dispensing equipment and provides configuration flexibility for various gasketing, sealing, and bonding applications.

- Configurable design accurately dispenses solid and foamed high-performance materials, including silicones, plastisols, urethanes, epoxies, butyls, and hot melts.
- Standard or custom nozzle-and-needle designs meet specific deposition requirements.
- Zero-cavity nozzle-and-needle assembly provides positive shut-off to help eliminate clogs and dripping.
- Standard actuation provides air to open, spring to close. Optional air assist to close is available for high pressure applications.
- Optional pressure regulator reduces pressure fluctuations during applicator opening, maintaining consistent output.
- Hose interface options reduce stress on hoses and robots.
- Compact size and weight accommodate most operations.
- Dowel-pin construction facilitates remounting accuracy after service.



## Module Part Numbers

Part Number	Description
1088351	Applicator module, AG900+S (module only)
1065451	Applicator body, adapter, steel, AG900+S (replacement part only)
1086828	Replacement, cartridge and piston assembly, AG900+S

## Solenoid Part Numbers

Part Number	Description
1069250	Saturn solenoid, AOAC, 24 VDC, 1/8 NPT, QD plug, w/light
1069257	Saturn solenoid, AOAC, 120 VDC, 1/8 NPT, QD plug
1073542	Kit, AG900+S, fittings for small Saturn solenoid

# AG-900+S Dispensing Module

## Piston/Cartridge Replacement Kits

Part Number	Description
1086828	Cartridge/needle assembly, AG900+S

## Cordsets and Heaters

Part Number	Description
274685	Cordset, T-style
276957	Cordset, BM-style
938122	Heater cartridge, 0.375 D x 1.28 in. L, 135 W, 240V
186199	RTD, T-style
1039110	RTD, BM-style

# Automatic RTD Applicators — Electric

Series EM-100 Electric Applicators

## Description

The Nordson Series EM-100 electric applicator is a derivative of the Slutterback® M-100 Series applicator and is intended to replace the E-100, E-100XT, and M-100 electric applicators that are installed or will be installed on Nordson equipment. **This applicator will not fit on an existing Slutterback system.**

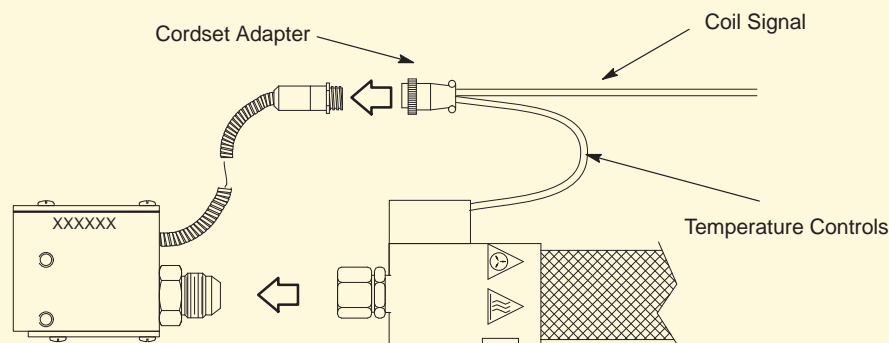
## Primary Features

- Operates at speeds up to 6000 cycles per minute to meet most demanding applications.
- Accurate RTD sensor.
- A quick-change module simplifies maintenance tasks and reduces down time.
- Valve, coil, and nozzle assembly service proven on EM-100 applicators.
- Built to M-100 “wash down” specifications.
- Compatible with Nordson Saturn® In-Line filters.



## Major Differences Between Slutterback Products and Series EM Applicators:

- The path for driver signal to the Series EM applicator coils is external from the hose. A separate signal cable assembly must be purchased to provide a path for the applicator actuation signal.
- Series EM applicators have a different cordset connector and are not compatible with Slutterback.
- The inlet to the applicator manifold has been changed from a pipe thread to Nordson's standard O-ring port and is compatible with the Nordson Saturn In-Line filters.
- Series EM applicators are built to the M-100 “wash down” specifications.
- The EM-101 is slightly larger than the Slutterback E-100XT.
- The EM-900 offers easier serviceability.



Signal Cable Configuration of a Series EM-100 Applicator

# Automatic RTD Applicators — Electric

## Series EM-100 Electric Applicators

### Driver Cable Assemblies

Part Number	Description	Comments
1032902	EM applicator Series signal cable, 4.6 m (15 ft), 230V	Standard Nordson hose
1032904	EM applicator Series signal cable, 9.1 m (30 ft), 230V	Standard Nordson hose
1032447	EM applicator Series signal cable, 4.6 m (15 ft), 230V water-wash	Nordson water-wash hose
1032448	EM applicator Series signal cable, 9.1 m (30 ft), 230V water-wash	Nordson water-wash hose
1046343	EM applicator Series signal cable, 4.6 m (15 ft), 115V	
1046344	EM applicator Series signal cable, 9.1 m (30 ft), 115V	

### Drivers for EM Series Applicators

Part Number	Description	Comments
1074651	Applicator driver, LogiComm, 4 channel, terminal, black	
1029398	Driver module, 2 CH	
1030370	Replacement fuse	2.5A, 5 x 20 mm

### Replacement Parts and Kits

#### Modules

Part Number	Part Description	Coil Voltage	Comments
1033644	EM-100 replacement module kit	120V	AC valve
1033645	EM-100 replacement module kit	120V	DC valve
1033646	EM-100 replacement module kit	120V	Cont. duty valve
1033647	EM-100 replacement module kit	200V	AC valve
1033648	EM-100 replacement module kit	200V	DC valve
1033649	EM-100 replacement module kit	200V	Cont. duty valve
1033650	EM-100 replacement module kit	240V	AC valve
1033651	EM-100 replacement module kit	240V	DC valve
1033652	EM-100 replacement module kit	240V	Cont. duty valve
1033653	EM-100 replacement module kit	240V	High speed AC valve
1033654	EM-100 replacement module kit	240V	High speed DC valve

### Coil Assemblies

Part Number	Part Description	Voltage	Comments
1026212	EM-100 Series coil assembly	240 V	
1032903	EM-100 Series coil assembly	200 V	
1032830	EM-100 Series coil assembly	120 V	
940092	O-ring, Viton, 0.208 ID X 0.070 in. W	—	Use between module and manifold



## Valve Assemblies

Part Number	Part Description	Spring
1026214	Valve assembly, EM-100 Series	6.5 lb
1026215	Valve assembly, EM-100 Series	14.2 lb

## Heaters

Part Number	Part Description	Voltage
1034486	Heater kit, EM-101 150 watt	120 VAC
1029818	Heater kit, EM-101 150 watt	200 VAC
1026222	Heater kit, EM-101 150 watt	240 VAC

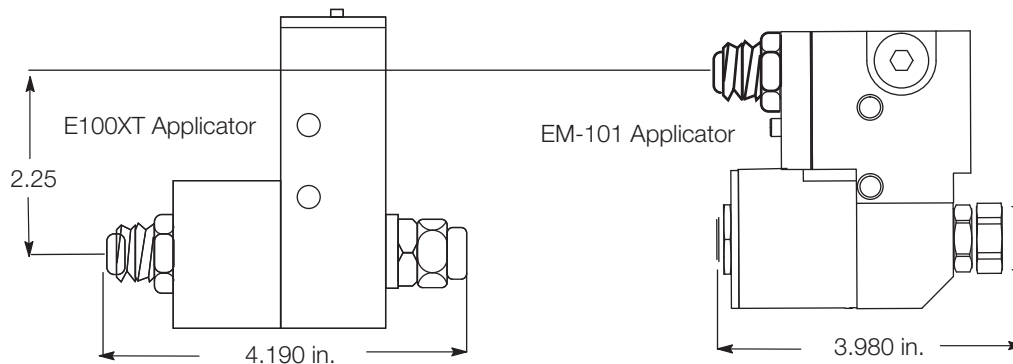
## Other Spare Parts

Part Number	Part Description	Comments
940166	O-ring, Viton, 0.614 ID X 0.070 in. W	Use between coil assembly and module body and between valve assembly and module body.
1032909	Kit, RTD, 120 ohm, with splice	EM-100 Series only
1030023	Cordset, coil ,EM100, 1 coil set, 14-pin	EM-101 applicator
1030024	Cordset, coil, EM100, 2 coil set, 14-pin	EM-102 applicator

# Automatic RTD Applicators — Electric

## Series EM-100 Electric Applicators

### Applicator Size Comparison: EM-101 vs. E-100X Applicators



E-100XT to EM-101 Conversion Chart

Applicator Type	Heater Voltage	Coil Voltage	Type RTD	Valve Type	E-100XT Part Number	EM-101 Part Number
EM-101	115 VAC	120 V	120 Ohm	AC Valve	1018876	1032842
EM-101	115 VAC	120 V	120 Ohm	DC Valve	1018877	1032843
EM-101	200 VAC	120 V	120 Ohm	AC Valve	1018879	1032844
EM-101	200 VAC	120 V	120 Ohm	DC Valve	1018910	1032845
EM-101	200 VAC	200 V	120 Ohm	AC Valve	1018912	1032846
EM-101	200 VAC	200 V	120 Ohm	DC Valve	1018913	1032847
EM-101	200 VAC	200 V	120 Ohm	DC Valve	1018915	1032848
EM-101	200 VAC	240 V	120 Ohm	AC Valve	1018916	1032849
EM-101	200 VAC	240 V	120 Ohm	DC Valve	1018917	1032881
EM-101	230 VAC	120 V	120 Ohm	AC Valve	1018918	1032882
EM-101	230 VAC	120 V	120 Ohm	DC Valve	1018919	1032883
EM-101	230 VAC	200 V	120 Ohm	AC Valve	1018922	1032884
EM-101	230 VAC	200 V	120 Ohm	DC Valve	1018923	1032885
EM-101	230 VAC	200 V	120 Ohm	DC Valve	1018924	1032886
EM-101	230 VAC	240 V	120 Ohm	AC Valve	1018925	1032887
EM-101	230 VAC	240 V	120 Ohm	DC Valve	1018926	1032888
EM-101	230 VAC	240 V	120 Ohm	AC Stem Std HSValve	1018927	1032890*
EM-101	230 VAC	240 V	120 Ohm	DC Stem Std HSValve	1018928	1032891*
EM-101	230 VAC	240 V	120 Ohm	DC Valve	1018929	1032889
EM-101	230 VAC	120 V	120 Ohm	AC Valve	1018930	1032844
EM-101	230 VAC	120V	120 Ohm	DC Valve	1018931	1032845
EM-101	230 VAC	200V	120 Ohm	DC Valve	1018932	1032847
EM-101	230 VAC	120V	120 Ohm	AC Valve	1018933	1032882
EM-101	230 VAC	120V	120 Ohm	DC Valve	1018934	1032883
EM-101	230 VAC	240V	120 Ohm	AC Valve	1018935	1032887
EM-101	230 VAC	240V	120 Ohm	DC Valve	1018936	1032888
EM-101	230 VAC	120V	120 Ohm	DC Valve	1018920	1030005

\*Standard stem requires a special nozzle. Normal EM-100/H-20 applicators will not adapt to this nozzle seat.




# Automatic RTD Applicators — Electric

## E-400 Series Electric Applicators

### Description

The E-400 applicator dispenses hot melt adhesive in bead form. An applicator driver provides all-electric actuation, eliminating the need for compressed air. Adhesive enters the inlet port of the E-400B applicator and flows through the manifold into the module seat, which is sealed by the end of the armature. When the coil is energized by the applicator driver, the armature lifts off the seat, allowing adhesive to flow. The armature is held off the seat by the magnetic attraction of the coil. When the applicator driver de-energizes the coil, the coil loses its magnetic attraction and the armature is forced back into the seat by a return spring, stopping the adhesive flow.



### BAS Type

- E-400 BAS applicators are available in top and rear feed configurations.
- The E-400 BAS module's hydraulic section can be easily disassembled for easy cleaning.
- E-400 BAS applicators use standard Saturn nozzles.

### Intended Uses

The E-400 BAS applicator is designed for use with packaging grade EVAs and similar lower viscosity adhesives:

- in industrial applications that require the deposition of a precise bead of hot melt adhesive onto a moving substrate.
- with small diameter hoses designed and manufactured by Nordson Corporation.
- with electric applicator drivers and pattern controllers designed and manufactured by Nordson Corporation.

# Automatic RTD Applicators — Electric

## E-400 Series Electric Applicators

### BAS Module Service Kits

Part Number	Description	Additional Information
1086385	Kit, module, E400 BR, bead	Includes the production module with removable steel seat and installation items
1091812	Kit, service, module, E400 BR	Includes fasteners and seals for module rebuild

### Applicators with BAS Module

Part Number	Description	Additional Information
1031013	Applicator, ES401-RC-T-F, rear feed	1 module, rear feed, T-style cordset
1031635	Applicator, ES401-RC-T-F, top feed	1 module, top feed, T-style cordset
1122275	Applicator, E400-01-F, FREEDOM	1 module, top or rear feed, Freedom-style cordset
1093653	Applicator, ES402-T, 1.0, ctr, F4	2 module, 1.0 in. ctrs, T-style cordset
1093654	Applicator, ES402-T, 1.5, ctr, F4	2 module, 1.5 in. ctrs, T-style cordset
1078403	Applicator, ES403-T, 1.00, IA, top feed, filter	3 module, top feed, 1.0 in. ctrs, T-style cordset
1500387	Applicator, ES403-T, 25.4, ctr	3 module, rear feed, 1.0 in. ctrs, T-style cordset
1501985	Applicator, EM404-T-LP-SE, 1.0 ctr	4 module, rear feed, 1.0 in. ctrs, T-style cordset
1085704	Applicator, ES405-T, 1.00, IA, top feed, filter	5 module, top feed, 1.0 in. ctrs, T-style cordset

### E-400B Driver

The E-400B driver will work for most applications. Use the E-400 Application Guide software to determine if the driver will work for your application. To access the E-400 Application Guide software, go to [www.enordson.com/support](http://www.enordson.com/support) and click the E-400 Application Guide link to download the software.

Part Number	Description
1045869	Driver, E-400B, non-programmable, high-viscosity
1039761	Cable, applicator-to-driver, E-400B, 12 m

# Automatic Applicators — Electric

e.dot+™ Electric Applicators

## Description

**Compact electric applicators precisely dispense small dots or beads of hot melt adhesive at high speeds.**

### Nordson e.dot+ electric applicators:

- Deliver accurate dot placement
- Require minimal space for installation and service
- Install quickly and easily



All-electric e.dot+ applicators provide precise high-speed dot or bead placement, quiet operation, a long service life, and compact size.

Easy to install e.dot+ applicators operate in combination with a specially designed small diameter hose and an external applicator driver, allowing direct *plug and play* connections between the adhesive melter, applicator, driver, and hose. Nordson e.dot+ applicators have on times as low as 0.4 ms, cycle rates as fast as 1.8 ms\*, and a service life in excess of 200 million cycles.

The ball and nozzle/seat design provide excellent repeatability, pattern control, and consistency, delivering superior dot patterns and minimizing adhesive stringing or tailing. The e.dot applicator features a removable armature and seat and interchangeable nozzles, allowing for easy maintenance. Manual stroke adjustment allows for re-zeroing of the module after servicing.

The all-electric design of the e.dot applicator eliminates the need for compressed operating air, dynamic seals, and frequent module maintenance. An integrated Saturn filter simplifies maintenance and is necessary for clean operation.

**NOTE:** The e.dot+ electric applicator can be driven by the LogiComm pattern control system and by the LogiComm applicator driver.

\*Depends on adhesive viscosity

# Automatic Applicators—Electric

e.dot+™ Electric Applicators

## Replacement Parts and Kits

### e.dot+ Components

Part Number	Description	Note
7302215	Applicator, top feed, 0.25 mm nozzle	A
7301602	• Module with 0.25 mm nozzle	
7302216	Applicator, top feed, 0.3 mm nozzle	A
7301603	• Module with 0.3 mm nozzle	
7302217	Applicator, top feed, 0.35 mm nozzle	A
7301604	• Module with 0.35 mm nozzle	
7302218	Applicator, rear feed, 0.25 mm nozzle	A
7301602	• Module with 0.25 mm nozzle	
7302219	Applicator, rear feed, 0.3 mm nozzle	A
7301603	• Module with 0.3 mm nozzle	
7302220	Applicator, rear feed, 0.35 mm nozzle	A
7301604	• Module with 0.35 mm nozzle	
1062529	Cordset, round connector, w/heater and RTD	

NOTE A: Includes O-ring and mounting screws.

### Applicator Service Kits

Part Number	Description
7302201	Kit, seal service, module, e.dot+
7302202	Kit, armature, spring, 0.25 mm nozzle
7302203	Kit, armature, spring, 0.3 mm nozzle
7302204	Kit, armature, spring, 0.35 mm nozzle
1062529	Kit, cordset, round connector, w/heater and RTD
7300512	Kit, service, O-ring, 10 pc., seal, module-to-applicator, e.dot+

### Nozzles

Part Number	Description
7301540	Nozzle, 0.25 mm, with O-ring
7301541	Nozzle, 0.3 mm, with O-ring
7301542	Nozzle, 0.35 mm, with O-ring
7300511	Kit, service, O-ring, 10 pc, seal, nozzle, e.dot+

### Filters

Part Number	Description
1045520	Kit, filter, applicator, 200 mesh

### e.dot+ Small Diameter Hoses

Part Number	Description
1040295	Hose, 2 m (6.6 ft)
1040296	Hose, 3.5 m (11.5 ft)
1040297	Hose, 5 m (16.4 ft)

### e drivers

Part Number	Description
1042905	Applicator driver, e, 4-module, with power supply
1042906	Applicator driver, e, 4-module, without power supply
1043783	Applicator driver, e, 3-module, with power supply
1043784	Applicator driver, e, 3-module, without power supply
1042902	Applicator driver, e, 2-module, with power supply
1042904	Applicator driver, e, 2-module, without power supply
1043759	Applicator driver, e, single box

### e driver cables

Part Number	Description
1041830	Cable, e.dot+, 15 m (49.2 ft), e.dot+ hose to e driver
1041835	Cable, e.dot+, 10 m (33 ft), e.dot+ hose to LogiComm/e driver2, 3, 4
1041831	Cable, extension, e.dot+ hose to P/N 1041830 or P/N 1041835, 10 m (33 ft)
1044019	Cable, e driver2, 3, 4 to EPC-30

### LogiComm Driver Cables

Part Number	Description
1096060	Cable, 2 m (6.6 ft), 9-pin to fly leads
1096061	Cable, 5 m (16.4 ft), 9-pin to fly leads
1096062	Cable, 8 m (26.2 ft), 9-pin to fly leads
1041835	Cable, 10 m (33 ft), 4-pin to 9-pin



# Hand-Held Applicators

AD-31 and AD-41

## Description

- Compact, lightweight design ensures handling ease.
- “Ever-cool” handle provides comfortable operation and helps reduce risk of burns by containing heated components and adhesive-flow paths within the applicator body, not the handle.

AD-31 hand-held applicators are available for bead, swirl spray, or atomized spray applications.



**AD-31 Bead**

Extended nozzles used with AD-31 extrusion hand-held applicators allow easy access and deposition control into tight areas.



**AD-31 Swirl Spray  
(Narrow or wide)**

The lower heat density of AD-31SW swirl-spray patterns minimizes thermal distortion on heat-sensitive substrates. AD-31SW swirl hand-held applicators, based on Controlled Fiberization™ technology, permit exceptional control of pattern density and thickness.



**AD-31 Atomized Spray**

AD-31S spray hand-held applicators provide independent controls for atomizing and pattern air, which enhance operator control of pattern size, shape, and density. AD-31S spray hand-held applicators generate spray patterns up to eight inches wide.



**AD-41 Hand-Held Applicators**

The AD-41 hand-held applicator offers the convenience of an exposed hydraulic fitting and a quick connect cordset for easy installation with no wiring required. Extrusion nozzles for hand-held applicators fit the AD-41. With pattern adapters, this hand-held applicator can also provide a swirl pattern or wide pattern spray. These hand-held applicators must be used with AD-41 style hoses.

# Hand-Held Applicators

## AD-31 and AD-41

### Replacement Parts and Kits

#### AD-31 Hand-Held Applicators

(Use with AD-31 style 5/16 in. hoses.)

Part Number	Description	Heater Cartridge
1001321*	AD-31-T-PA, RTD sensor, 240V, 80 W, braided hose, extruder-type applicator	938130
174933*	AD-31-T-PA, RTD sensor, 240V, 80 W, corrugated hose, extruder-type applicator	938130
176766*	AD-31-TEG, 2300, RTD sensor, 240V, 80 W, braided hose, extruder-type applicator	938130
179766*	AD-31-T, 2300, RTD sensor, STD, 240V, 80 W, braided hose, extruder-type applicator	938130
274765*	AD-31-T, 2300, RTD sensor, 240V, 80 W, corrugated hose, extruder-type applicator	938130
175299*	AD-31-TL-PA, RTD sensor, 200V, 60 W, corrugated hose, extruder-type applicator	938143
274752*	AD-31T-L, 2300, RTD sensor, 200 W, 60V, corrugated hose, extruder-type applicator	938143
307712*	AD-31-T, 2510, RTD sensor, 120V, 80 W, corrugated hose, extruder-type applicator	938086
725953*	AD-31-T-HP, RTD sensor, 120V, 80 W, braided hose, extruder-type applicator	938086

\*For Series 3000 and DuraBlue melters

#### AD-31 Swirl and Wide Pattern Swirl Hand-Held Applicators

(Use with AD-31 style 5/16 in. hoses.)

Part Number	Description	Heater Cartridge
101206	AD-31STR RTD w/valve, 240V, 80 W, 5/16 in. corrugated hose, swirl-type applicator	938130
101207	AD-31SCR w/valve, RTD, 240V, 80 W, 5/16 in. braided hose, swirl-type applicator	938130
137217	AD-31 STR-WP, RTD, 240V, 80 W, 5/16 in. corrugated hose, wide spray-type applicator	938130
324287	Kit, air hose (order for all AD-31 swirl hand-held applicators)	—

#### AD-31 Atomized Spray Hand-Held Applicators

(Use with AD-31 style 5/16 in. hoses.)

Part Number	Description	Heater Cartridge	Note
103808	AD-31-ST	271625	Heater in pivot sleeve section
		938145	Heater in nozzle section

Designations:

- STR = Swirl spray, narrow pattern
- T = RTD sensors
- ST = Atomized spray pattern
- STR-W = Swirl spray, wide pattern



## Replacement Parts and Kits *(contd)*

### AD-41 Hand-Held Applicators

*(Use with AD-41 style hoses.)*

Part Number	Description	Electrical Assembly (with heater)
1031712	AD-41, bottom feed, 200V, 100 W, SBS	1031713
306957	AD-41, bottom feed, 240V, 100 W, SBS	306959
306963	AD-41, bottom feed, 120V, 100 W, SBS	306964
306988	AD-41 top feed, 240V, 100 W, SBS	306993
306990	AD-41 top feed, 120V, 100 W, SBS	306994
330750	AD-41, bottom feed, 240V, 100 W, LBS	306959
725817	AD-41, bottom-feed, 120V, 80 W, SBS, HMT	330838
332280	AD-41, top feed, 240V, 100 W, LBS	306993

### AD-41 Pattern Adapters

*(Use with AD-41 style hoses.)*

Part Number	Description	Comments
306981	Down apply extrusion adapter	Order hand-held applicator extrusion nozzle separately.
306982	Down apply swirl adapter	Order hand-held applicator extrusion nozzle separately. Order 1 air control kit (P/N 306970) per applicator separately.
306983	Swirl adapter	Order hand-held applicator extrusion nozzle separately. Order 1 air control kit (P/N 306970) per applicator separately.
306984	Wide pattern spray adapter	Order 1 air control kit (P/N 306970) per applicator separately.

# Hand-Held Applicators

AD-31 and AD-41

This page intentionally blank





# Hand-Held Applicators

Series FP-200

## Description

Series FP-200 (flat panel) hand-held applicators are best suited to applications where glue is applied to a flat, horizontal panel. FP-200 hand-held applicators are available in two configurations: swirl (wide-pattern spray) and extrusion (bead).

## Primary Features

- Ergonomically designed to help minimize physical stress in manual application of hot melts onto horizontal substrates.
- The easy-grip handle combined with a light trigger effort helps minimize hand and wrist fatigue.

## Replacement Parts and Kits

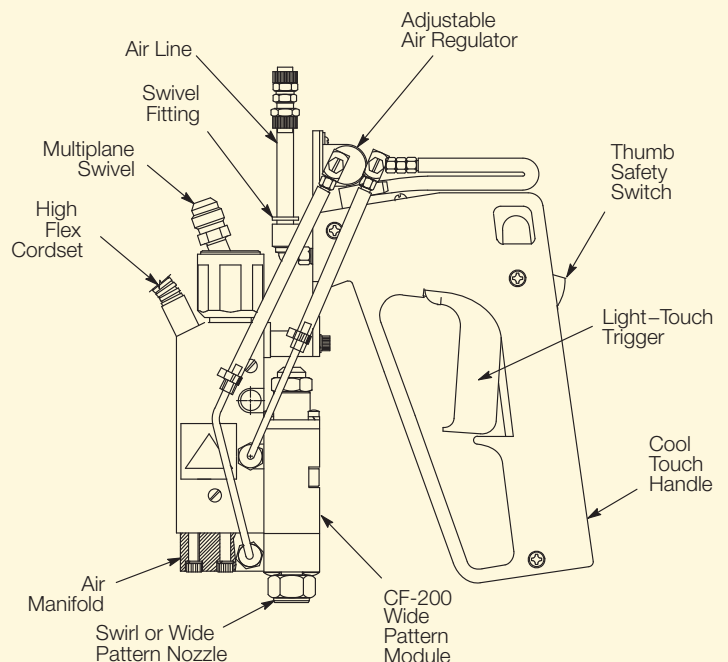
### FP-200 Swirl Hand-Held Applicator Replacement Parts

Part Number	Description	Spare Parts		
		Heater Cartridge	Cordset	Module
234896	FP-200 swirl hand-held applicator, 240V, 160 W, with air control kit (part number 324287)	938129	174881	1051687
307714	FP-200 swirl hand-held applicator, 120V, 160 W, with air control kit (part number 324287)	938086	307720	1051687

**Notes:** Part 234896 replaces the old FP-200 hand-held applicator (part 173209) and old control package (part 153609).  
For nozzle part numbers, refer to "Nozzles."

### FP-200 Swirl Applicator Accessories

Part Number	Description
157330	Floor mount suspension package, 0.9 m (3 ft) radius swing arm, 90-degree swing, 4.5 kg (10 lb) capacity
725471	Floor mount suspension package, 1.8 m (6 ft) radius swing arm, 75-degree swing, 6.8 kg (15 lb) capacity
169725	Multi-plane swivel fitting
303029	Conversion kit, FP-200 hand-held applicator, swirl to extrusion



**Recommendation:** Use 7.4 m (24 ft) automatic Hi-Flex hoses with these hand-held applicators to ensure longer hose life (part number 100832).

# Hand-Held Applicators

Series FP-200

## Replacement Parts and Kits *(contd)*

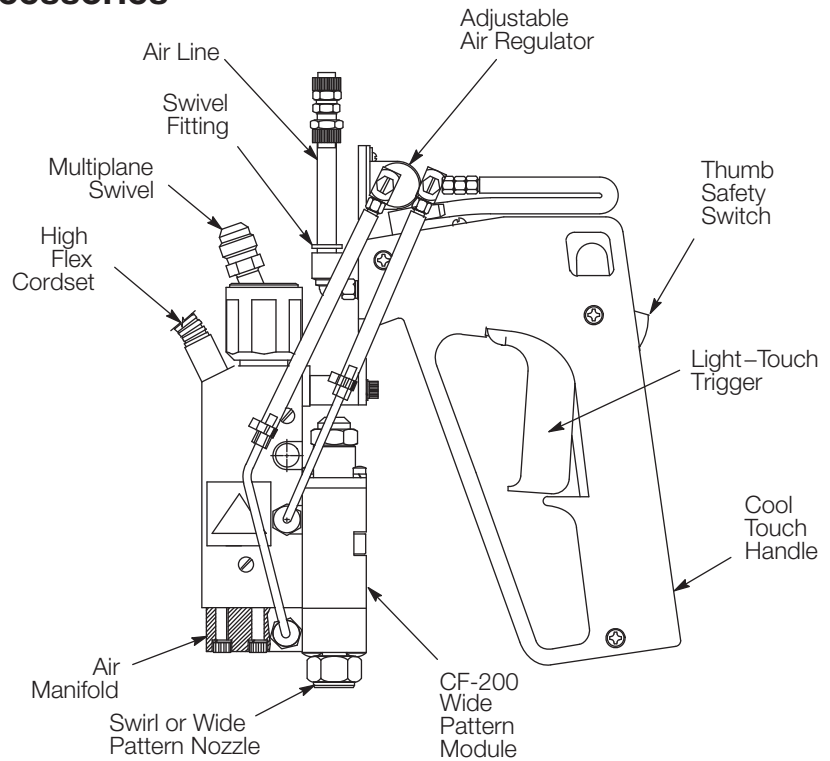
### FP-200 Extrusion Hand-Held Applicator Replacement Parts

Part Number	Description	Spare Parts		
		Heater Cartridge	Cordset	Module
1021485	FP-200 extrusion hand-held applicator, KALREZ, 240V, 160 W	938129	274685	1051723
234897	FP-200 extrusion hand-held applicator, 240V, 160 W	938129	174881	1052938
307715	FP-200 extrusion hand-held applicator, 120V, 160 W	938086	307720	1052938

**Notes:** Part number 234897 replaces the old FP-200 hand-held applicator (part 176122) and old control package (part 157253).  
For nozzle part numbers, refer to "Nozzles."

### FP-200 Extrusion Applicator Accessories

Part Number	Description
157330	Floor mount suspension package, 0.9 m (3 ft) radius swing arm
725471	Floor mount suspension package, 1.8 m (6 ft) radius swing arm
169725	Multi-plane swivel fitting
303028	Conversion kit, FP-200 hand-held applicator, extrusion to swirl



**Recommendation:** Use 7.4 m (24 ft) automatic Hi-Flex hoses with these hand-held applicators to ensure longer hose life (part number 100832).

# Applicator Parts and Accessories

## Applicator Heater Cartridges, RTDs, and Installation Kit

### Automatic Applicator and Hand-Held Applicator Heaters

For heaters for specific applicators/hand-held applicators, please refer to the specific applicator section.

Heater	Description
101178	240V, 200 W, 0.50 D
103802	240V, 200 W, 0.38 D x 2.50 L
107603	240V, 350 W, 0.38 D x 4.50 L
126957	240V, 400 W, 0.25 D x 2.50 L
134838	240V, 400 W, 0.25 D x 3.05 L
135817	240V, 400 W, 0.38 D x 6.50 L
140648	120V, 130 W, 0.25 D x 3.25 L
149294	240V, 350 W, 0.38 D x 5.50 L
159303	240V, 500 W, 0.38 D x 4.50 L
220760	240V, 600 W, 0.25 D x 6.0 L
271625	240V, 60 W, 0.38 D x 1.0 L
702409	240V, 300 W, 0.38 D x 5.0 L
710669	240V, 300 W, 0.38 D x 4.50 L
715203	240V, 250 W, 0.38 D x 2.25 L
810000	240V, 200 W, 0.38 D x 1.50 L
815888	240V, 300 W, 0.371D x 3.25 L
938053	240V, 147 W, 0.50 D x 1.21 L
938086	120V, 80 W, 0.375 X 1.00 L
938122	240V, 135 W, 0.38 D x 1.28
938123	240V, 150 W, 0.38 D x 1.28 L
938124	240V, 225 W, 0.38 D x 3.25 L
938125	240V, 365 W, 0.38 D x 7.0 L
938126	240V, 280 W, 0.38 D x 3.75 L
938127	240V, 380 W, 0.38 D x 6.25 L
938128	240V, 210 W, 0.38 D x 2.75 L
938129	240V, 80 W, 0.38 D x 1.0 L
938130	240V, 80 W, 0.38 D x 1.00 L
938132	240V, 440 W, 0.38 D x 7.25 L
938143	200V, 60 W, 0.38 D x 1.0 L
938145	240V, 180 W, 0.50 D x 1.20 L
938149	240V, 100 W, 0.25 D x 2.75 L
938152	240V, 155 W, 0.38 D x 2.50 L
938159	240V, 130 W, 0.38 D x 3.25 L

D = Diameter of Heater Cartridge (in.)

L = Length of Heater Cartridge (in.)

### Applicator RTDs

Part Number	Description
274783	Kit, RTD, automatic applicator (includes the following items)
274731	• RTD
933056	• Porcelain wire nut
251041	• 2-station contactor block
274733	Kit, RTD, hand-held applicator

### Applicator Installation Kit

Part Number	Description
272385	Kit, installation, ClassicBlue
273301	Insulator, single-module applicator

# Applicator Parts and Accessories

Applicator Heater Cartridges, RTDs, and Installation Kit

This page intentionally blank



# Applicator Parts and Accessories

Saturn® Solenoids

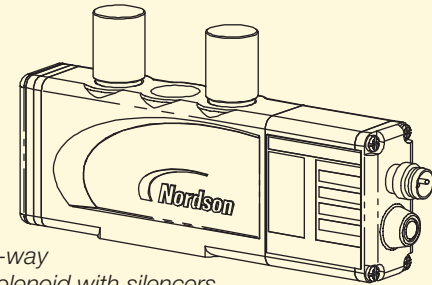
## Saturn Platinum Solenoid for Single or Independent Air Actuation Applicators

New high-speed Saturn Platinum (SP) solenoid technology improves speed, reduces cycle times, and delivers longer life with consistent operation over the life of the valve.

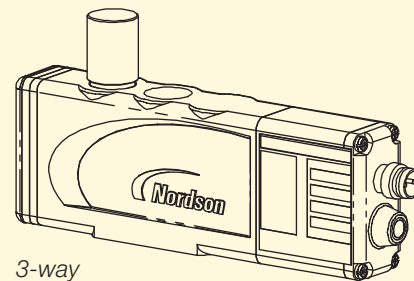
Saturn Platinum solenoids reduce the performance gap between pneumatic and electric applicators.

Maximum speed and response are achieved when one solenoid operates one module. Single or independently actuated module applicators will benefit the most using the Saturn Platinum solenoid.

**NOTE:** *Spiked voltage of any type will destroy the solenoid electronics. Only a constant 24 VDC should be used.*



4-way solenoid with silencers (air-open/air-closed applicators)



3-way solenoid with silencer (air-open/spring-closed applicators)

## Saturn Platinum Solenoid Part Numbers (Single or Independent Air Actuation Applicators)

Application	Valve Type	Inner Ring	Outer Ring	Applicator Connection Ports	Kit PN	PN on Solenoid (for reference only)
MiniBlue II, AO/AC, Single-module	4 way, 5 port, Reverse function	Yellow	White	2 ports, M5, 10 mm ctrs	1095800	1095809
MiniBlue II, AO/AC, Multi-module	4 way, 5 port, Reverse function	Yellow	Purple	2 ports, 1/8 NPT, 15 mm ctrs	1120826	1120824
BestChoice, AO/SC, Single-module	3 way, 3 port, Standard function	Yellow	White	1 port, 1/8 NPT	1095801	1095810
BestChoice, AO/AC, Single-module	4 way, 5 port, Standard function	Yellow	White	2 ports, 1/8 NPT, 15 mm ctrs	1095802	1095811
BestChoice, AO/AC or AO/SC, Multi-module	4 way, 5 port, Standard function	Yellow	Purple	2 ports, 1/8 NPT, 15 mm ctrs	1120875	1120878

Yellow = 24 VDC

White = Single-module

Purple = Multi-module

# Applicator Parts and Accessories

## Saturn® Solenoids

### Replacement Parts and Kits (Single or Independent Air Actuation Applicators)

#### Saturn Solenoid Cabling

Description	Part Number
Solenoid cable, straight, 5 meter	1100687
Solenoid Cable, 90 deg, 5 meter	1100688
Cable assy, solenoid, M8, 3-wire, 10 m	1100958
Cable assy, solenoid, 90deg, M8, 3-wire, 10 m	1100959
Applicator solenoid field wireable M8 female connector	1106320
Kit, cable, splitter (connects one extension cable to 2 solenoids)	1121990

#### Saturn Solenoid Accessories

Description	Part Number
Muffler, M5	734262
Muffler, 1/8 in. NPT, plastic, compact	1100452
Muffler, 1/8 in. NPT, polyethylene	1058058
Kit, muffler restrictor (used when adhesive viscosity is below 700 cps)	1106321
Muffl er, R1/8 Used when reduced noise is required (<85 dB)	1082500
Female connector, applicator solenoid, field wireable, M8	1106320
Kit, replacement, electrical connector, soleniod, M8 (10 pieces)	1123073

## Standard Saturn Solenoid Valves for Multi-Module Common Air Applicators

Saturn solenoids are designed specifically for Nordson pneumatic hot melt adhesive dispensing applicators. These balanced, 3- and 4-way piloted valves deliver maximum shifting force in both directions by alternately supplying air to each end of the spool. Equal shifting forces at energization and de-energization result in resistance-free shifting, increased reliability, and faster, more consistent response times.

Color-coded rings allow you to select the correct replacement solenoid every time. Rings are a trademark of Nordson Corporation and are your assurance of genuine Nordson quality.

Saturn solenoids are compatible with all Nordson pneumatic air-open/air-close (AO/AC) and air-open/spring-close (AO/SC) applicators.

- Meets Nordson requirements for hot melt adhesive application, providing peak dispensing applicator performance.
- Improved valve life and reduced maintenance. High-temperature seals and components withstand temperatures of 93 °C (200 °F).
- Eliminates guesswork and minimizes risk. Saturn solenoids are designed specifically for use with Nordson pneumatic hot melt dispensing applicators.
- Color-coded rings identify voltage and air flow.
- Durable, high-temperature seals deliver excellent performance in demanding applications.
- Air flow supports single- and multi-module applicator applications.



### Saturn Ring Identification

First Ring Color	Voltage
Yellow	24 VDC
Green	12 VDC
Blue	24 VAC
Brown	48 VAC
Red	100 VAC
Beige	120 VAC
Gold	200 VAC
Grey	240 VAC
Second Ring Color	Air Flow (Cv)
Blue	1.0
Green	1.5
White	0.18
Purple	0.5

# Applicator Parts and Accessories

Saturn® Solenoids

## Standard Saturn Solenoid Part Numbers (Multi-Module Common Air Applicators)

### Large Cv Saturn Solenoids

Configuration Code	Description	Part Number
3A0A	3 way, AOSC, 24 VDC, Q.D. plug without LED light (yellow, green)	1055481
3A0Y	3 way, AOSC, 24 VDC, Q.D. plug without LED light (yellow, green), no mount	1055481
3A1A	3 way, AOSC, 24 VDC LED, Q.D. plug with LED light (yellow, green)	1056119
3A1Z	3 way, AOSC, 24 VDC LED, Q.D. plug with LED light (yellow, green), no mount	1056119
3B0A	3 way, AOSC, 100 VAC, Q.D. plug without LED light (red, green)	1056273
3C0A	3 way, AOSC, 120 VAC, Q.D. plug without LED light (beige, green)	1056120
3D0A	3 way, AOSC, 200 VAC, Q.D. plug without LED light (gold, green)	1056274
3E0A	3 way, AOSC, 240 VAC, Q.D. plug without LED light (grey, green)	1056121
4A0A	4 way, AOAC, 24 VDC, Q.D. plug without LED light (yellow, blue)	1055480
4A1A	4 way, AOAC, 24 VDC, Q.D. plug with LED light (yellow, blue)	1053894
-	4 way, AOAC, 24 VDC, Q.D. plug without LED light, reverse function (yellow, green)	1069020
-	4 way, AOAC, 240 VAC, Q.D. plug without LED light (grey, green)	1074634

**NOTE:** Solenoid installation and hose insulator ship-with kit (P/N 272385) not shipped with applicator assemblies. The kit can be ordered separately.

**NOTE:** All solenoids not mounted on the applicator will require tubing and fittings to be ordered separately.

### Small Cv Saturn Solenoids

Description	Part Number
4-way, AO/AC, 24 VDC, Q.D. plug with LED light (yellow, white)	1069250
4-way, AO/AC, 24 VDC, Q.D. plug without LED light (yellow, white)	1069209
4-way, AO/AC, 120 VAC, Q.D. plug without LED light (beige, white)	1069257
4-way, AO/AC, 240 VAC, Q.D. plug without LED light (grey, white)	1069258
3-way, AO/SC, 24 VDC, Q.D. plug with LED light (yellow, white)	1069208
3-way, AO/SC, 24 VDC, Q.D. plug without LED light (yellow, white)	1069207
3-way, AO/SC, 12 VDC, Q.D. plug without LED light (green, white)	1069206
3-way, AO/SC, 24 VAC, Q.D. plug without LED light (blue, white)	1069251
3-way, AO/SC, 48 VAC, Q.D. plug without LED light (brown, white)	1069252
3-way, AO/SC, 100 VAC, Q.D. plug without LED light (red, white)	1069253
3-way, AO/SC, 120 VAC, Q.D. plug without LED light (beige, white)	1069254
3-way, AO/SC, 200 VAC, Q.D. plug without LED light (gold, white)	1069255
3-way, AO/SC, 240 VAC, Q.D. plug without LED light (grey, white)	1069256

**NOTE:** Solenoid installation and hose insulator ship-with kit (P/N 272385) not shipped with applicator assemblies. The kit can be ordered separately.

**NOTE:** All solenoids not mounted on the applicator will require tubing and fittings to be ordered separately.

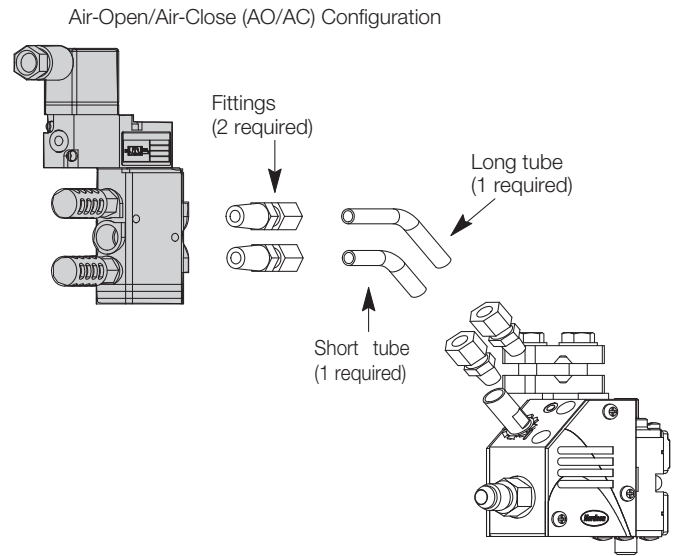




## Optional Accessories

### Solenoid-to-Applicator Fittings and Tubing

Part Number	Description
<b>For Air-Open/Air-Close (AO/AC) Applicators</b>	
326512	Fitting, 1/8 in. NPT X 5/16 tube crimp, 2 required
326513	Fitting 1/8 in. NPT X 5/16 tube crimp, 2 required
1027439	Tube, WGS, long, 1 required
1027450	Tube, WGS, short, 1 required
<b>For Air-Open/Spring-Close (AO/SC) Applicators</b>	
326512	Fitting, 1/8 in. NPT X 5/16 tube crimp, 1 required
326513	Fitting, 1/8 in. NPT X 5/16 tube crimp, 1 required
1034291	Tube, H-200 WG, 1 required
231262	Air fitting, 1/4 in. NPT, quick disconnect
1058830	Air inlet fitting adapter assembly, 3/8 in. X 8 mm

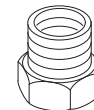


### Adapters

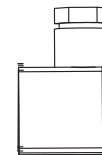
Part Number	Description
973372	Bushing, 1/4 in. NPT X 1/8 in. NPT
1058526	Adapter, 1/4 BSPP X NPT

### Connectors

Part Number	Description
1058522	Connector, standard, black, no LED
1058523	Connector, clear with LED, 120 VAC
1058524	Connector, clear with LED, 120 VAC
1058525	Connector, clear with LED and MOV, 24 VDC
1049261	Fitting, push-button quick disconnect



Adapter



Connector



Muffler

### Mufflers

Part Number	Description
1058058	Muffler, 1/8 in. NPT
1058059	Muffler, 1/4 in. NPT

# Applicator Parts and Accessories

Saturn® Solenoids

This page intentionally blank




# Applicator Parts and Accessories

## In-Line Filters

Nordson in-line filters are inserted between the hose and applicator. They are available as heated or non-heated filters. In-line filters collect char and other particulate matter that may clog nozzles.

Non-heated in-line filters are available in 45°, 90°, or straight configurations. Replaceable screens are available for both types of in-line filters and should be changed regularly for efficient performance from your system.



### Non-Heated In-Line Filters

SAE O-ring	45°	90°	Straight
50 mesh	274989	274287	274290
100 mesh	274990	274288	274291
200 mesh	274991	274289	274292
1/4 NPT	45°	90°	Straight
50 mesh	804123	273415	271658
100 mesh	274988	273414	271659
200 mesh	804125	273413	271595

### Replacement Filter Screens (Non-Heated In-Line Filters)

Part Number	Description
271598	Filter screen, 50 mesh, 0.0117 in. (0.297mm)
271599	Filter, screen, 100mesh, 0.0059 in. (0.150mm)
271600	Filter screen, 200 mesh, 0.0029 in. (0.073mm)
274289	O-ring, 90° filter, 200 mesh, 0.0003 in (0.08 mm)

### Heated In-Line Filters

Part Number	Description	Comments
309100	Filter, 240 VAC	
803124	Filter, 120 VAC	Includes heater, 145 W, P/N 803123
803231	Filter, drum melters, 240 VAC	Attaches to 5/16 in. hose fitting at manifold and uses 5/8 in. hose fitting on the output side

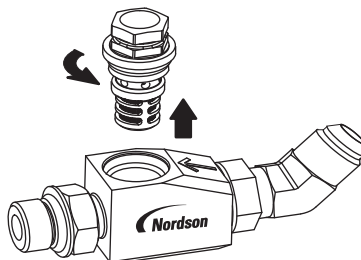
### Replacement Filter Screens (Heated In-Line Filters)

Part Number	Description	Part Number	Description
249954	Filter screen, 0.05 mm (0.002 in.)	161130	Filter screen, 0.15 mm (0.006 in.), shipped with all filters
161133	Filter screen, 0.10 mm (0.004 in.)	161134	Filter screen, 0.23 mm (0.009 in.)

# Applicator Parts and Accessories

## In-Line Filters

### Saturn Filter Assemblies (All Applicators)



### Saturn In-Line Filters

Mesh	Part Number	Description
50 mesh	1007033	Filter, Saturn in-line, 50 mesh assembly
	1007233	Filter, Saturn in-line, 50 mesh, 45° assembly
	1007230	Filter, Saturn in-line, 50 mesh, 90° assembly
	1007036	Filter, Saturn in-line, 50 mesh, 2 pack
	1007372	Filter, Saturn in-line, 50 mesh, 5 pack
100 mesh	1007034	Filter, Saturn in-line, 100 mesh assembly
	1007234	Filter, Saturn in-line, 100 mesh, 45° assembly
	1007231	Filter, Saturn in-line, 100 mesh, 90° assembly
	1007037	Filter, Saturn in-line, 100 mesh, 2 pack
	1007373	Filter, Saturn in-line, 100 mesh, 5 pack
200 mesh	1007035	Filter, Saturn in-line, 200 mesh assembly
	1007235	Filter, Saturn in-line, 200 mesh, 45° assembly
	1007232	Filter, Saturn in-line, 200 mesh, 90° assembly
	1007038	Filter, Saturn in-line, 200 mesh, 2 pack
	1007374	Filter, Saturn in-line, 200 mesh, 5 pack

### Saturn Filter Jacket

Description	Part Number
Jacket, Saturn filter	1056296

### Saturn Integrated Applicator Filter Replacement Kits

Description	Part Number
Kit, filter, applicator, 50 mesh	1045502
Kit, filter, applicator, 100 mesh	1045506
Kit, filter, applicator, 200 mesh	1045520

### Single-Module Applicator Jackets

Description	Part Number
Jacket, applicator, BC, single, back, AOAC*	1065642
Jacket, applicator, BC, single, back, AOAC*	1066184

\*For other jackets, contact application engineering.



# Automatic RTD Hoses

**Nordson advanced-technology RTD hot melt hoses are the industry standard for consistent temperature control and safe operation.**

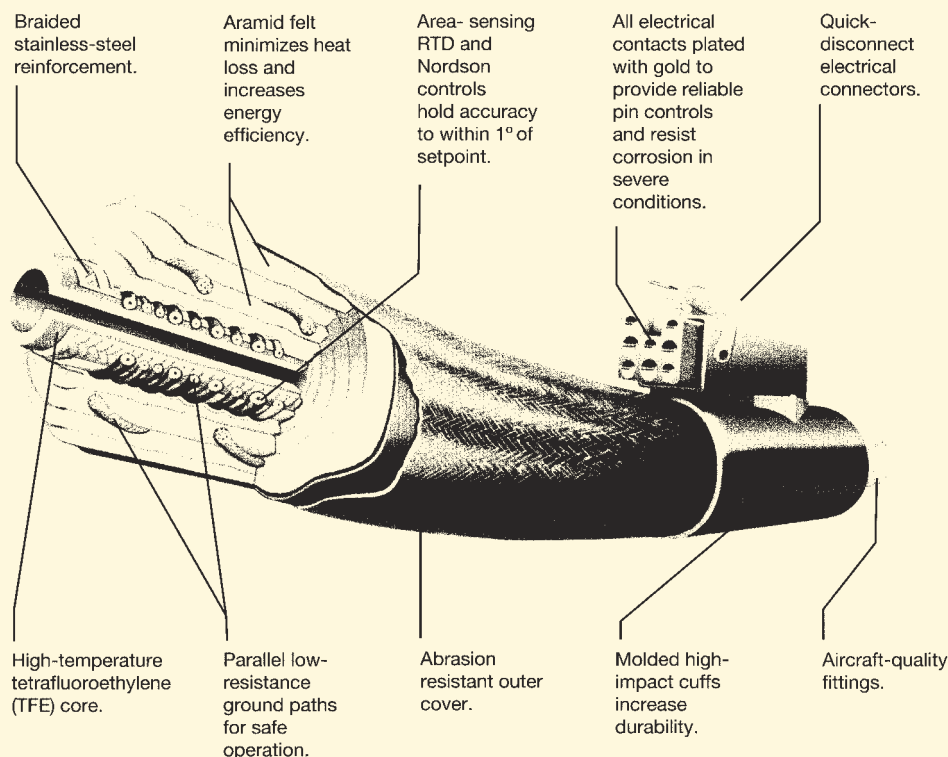
## Description

### Primary Features

- Aramid insulation protects system components
- Area sensing provides more accurate hot melt temperature readings
- Automated manufacturing process provides consistency and quality
- Four layers of overlapped insulation increase thermal efficiency, control heat loss, improve durability and reduce external temperature
- Parallel ground paths provides safe operation
- Meet UL, CUL, TUV, and CE approvals

### Available in Three Designs

- Standard
- Water-wash (for beverage, dairy, and general food processing)
- Hi-Flex (for robotic and articulated operations)



## Automatic RTD Hoses

## Hose Selection Matrix for LS, KB, AT, SS, and Meltex Melters

Grp	Hose Type	Series	Hose Length [m (ft)]							
			0.6 (2)	1.2 (4)	1.8 (6)	2.4 (8)	3.0 (10)	3.6 (12)	5.0 (16)	6.0 (20)
HC	Auto	25132		1014169	1014170	1014171	1014172	1014173		
HC	Auto	26288		1014188	1014189	1014190	1014192	1014193	1014194	
HC	Auto	26651			1014378	1014379	1014380			
HC	Auto	26701		1014381	1014383	1014384	1014386	1014385		
HC	Auto	26702		1014388	1014389	1014390	1014391	1014392		
HC	Auto	26703	321770	321766	321767	321768	321769	321772	321773	321774
HC	Auto	26705		1014404	1014405	1014406	1014407	1014408	1014409	1014410
HC	Auto	26713				1014413		1014415	1014416	1014397
HC	Auto	26715				1014418				
HC	Auto	26716							1014420	1014421
HC	Auto	26718				1014412		1014423		
OP	Trans	26309			1014196	1014197	1014198			1014199
OP	Trans	25144			1014174	1014175				
	Trans	25508				1014177				
	Trans	25684		1014180						
L1	Hand	26454			1014361	1014362		1014363	1014364	
L1	Hand	26276				1022783			1022784	
L2	Hand	26269				1014186		1014187	1014393	
L2	Hand	26272				1014394		1014395	1014396	
L4	Hand	21260				1014136		1014137	1014139	
L4	Hand	21262				1014142		1014143	1014144	1014145
L4	Hand	21261				1014140		1014141		
L4	Hand	21263				1014146	1014147	1014148	1014150	
L4	Hand	21268				1014151				
L4	Hand	21270				1014163				
L4	Hand	21269				1014154		1014161	1014162	
L4	Hand	21271				1014164		1014166	1014167	

NOTE: 6" = 0.2 m; 20" = 0.5; 36" = 0.9 m; 29" = 0.7 m; 72" = 1.8 m.

			Cordset Length		Connector					
7.4 (24)	8.0 (26)	11.6 (38)	Unit End	App. End	Unit End	App. End	Sensor	Vol-tage	Hose Core	Melter
321775 1014411	321776 1014412	1014195     321777	36"	20"	9 pin	9 pin	capillary	120	#6 (5/16)	LS
			36"	20"	9 pin	9 pin	capillary	230	#6 (5/16)	LS
			36"	20"	9 pin	9 pin	capillary	240	#6 (5/16)	LS
			36"	20"	16 pin	9 pin	RTD	120	#6 (5/16)	KB, AT
			36"	20"	16 pin	9 pin	RTD	200	#6 (5/16)	KB, AT
			36"	20"	16 pin	9 pin	RTD	240	#6 (5/16)	KB, AT
			29"	29"	16 pin	9 pin	RTD	240	#6 (5/16)	KB, AT
			36"	20"	16 pin	9 pin	RTD	240	#8 (13/32)	KB, AT
			29"	29"	16 pin	16 pin	RTD	240	#6 (5/16)	KB, AT
			29"	29"	16 pin	16 pin	RTD	240	#6 (5/16)	KB, AT
			36"		9 pin	n/a	capillary	240	#6 (5/16)	LS
			36"		9 pin	n/a	capillary	120	#6 (5/16)	LS
			72"	21"	14 pin	2 wires	ther- mistor	120	#8 (13/32)	n/a
			72"		14 pin	n/a	ther- mistor	120	#6 (5/16)	LS
			36"	6"	9 pin	fly leads	capillary	120	#6 (5/16)	LS
			36"	6"	9 pin	fly leads	capillary	240	#6 (5/16)	LS
			36"	19"	9 pin	cord set	capillary	120	#8 (13/32)	SS
			36"	19"	9 pin	cord set	capillary	240	#8 (13/32)	SS
1014152			36"	6"	9 pin	fly lead	capillary	120	#6(5/16)	LS
			36"	6"	9 pin	fly lead	capillary	240	#6 (5/16)	LS
			36"	6"	16 pin	fly lead	RTD	120	#6 (5/16)	KB, AT
			36"	6"	16 pin	fly lead	RTD	240	#6 (5/16)	KB, AT
			36"	20"/6"	9 pin	2 pins + fly lead	capillary	120	#6 (5/16)	LS
			36"	20"/6"	9 pin	2 pins + fly lead	capillary	240	#6 (5/16)	LS
			36"	20"/6"	16 pin	2 pins + fly lead	RTD	120	#6 (5/16)	KB, AT
			36"	20"/6"	16 pin	2 pins + fly lead	RTD	240	#6 (5/16)	KB, AT

# Automatic RTD Hoses

This page intentionally blank.

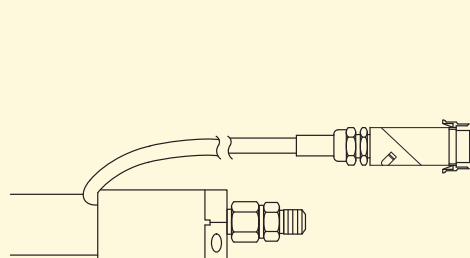




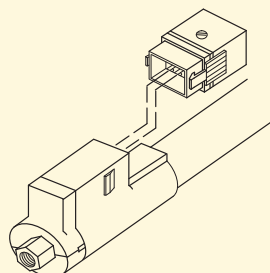
## Automatic RTD Hoses

Hoses for Automatic Applicators

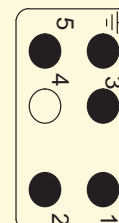
## Hoses for Automatic Applicators



Unit End



Applicator End



Applicator Plug End Standard Plug

RediFlex™ Hoses, Standard 240V,  
5/16 in. Diameter

Part Number	Hose Length
274790	0.6 m (2 ft)
274791	1.2 m (4 ft)
274792	1.8 m (6 ft)
274793	2.4 m (8 ft)
274794	3.0 m (10 ft)
274795	3.6 m (12 ft)
809957	4.3 m (14 ft)
274796	5.0 m (16 ft)
223836	6.0 m (20 ft)
274797	7.4 m (24 ft)
809822	9.1 m (30 ft)

RediFlex Water-Wash Hoses, 240V,  
5/16 in. Diameter

Round 6-pin plug required  
(Cordset not compatible with AquaGuard units)

Part Number	Hose Length
276739	0.6 m (2 ft)
276740	1.2 m (4 ft)
276741	1.8 m (6 ft)
276742	2.4 m (8 ft)
276743	3.0 m (10 ft)
143300	3.6 m (12 ft)
276744	5.0 m (16 ft)
223837	6.0 m (20 ft)
276745	7.4 m (24 ft)

**NOTE:** Use with Nordson RTD-style water-wash hand-held applicators.

RediFlex Hi-Flex Hoses, 240V, 5/16 in.  
Diameter

(Distinguished by a blue nylon thread in the outer braided cover)

Part Number	Hose Length
107288	1.2 m (4 ft)
107286	1.8 m (6 ft)
107287	2.4 m (8 ft)
107289	3.0 m (10 ft)
107310	3.6 m (12 ft)
104008	5.0 m (16 ft)
223838	6.0 m (20 ft)
100832	7.4 m (24 ft)
170631	9.1 m (30 ft)

**NOTE:** RediFlex hoses ship with permanent hose mounts every 0.6 m (2 ft) of hose length.

RediFlex Water-Wash Hi-Flex Hoses,  
240V, 5/16 in. Diameter

Round 6-pin plug required  
(Cordset not compatible with AquaGuard units)

Part Number*	Hose Length
155183	1.2 m (4 ft)
155184	1.8 m (6 ft)
155185	2.4 m (8 ft)
155186	3.0 m (10 ft)
155187	3.6 m (12 ft)
155188	5.0 m (16 ft)
223839	6.0 m (20 ft)
155189	7.4 m (24 ft)

**NOTE:** Use with Nordson RTD-style water-wash hand-held applicators.

# Automatic RTD Hoses

## RediFlex Hoses, Standard 200V, 5/16 in. Diameter

Part Number	Hose Length
276150	0.6 m (2 ft)
276151	1.2 m (4 ft)
276152	1.8 m (6 ft)
276153	2.4 m (8 ft)
276154	3.0 m (10 ft)
276155	3.6 m (12 ft)
276156	5.0 m (16 ft)

## RediFlex Hi-Flex Hoses, 200V, 5/16 in. Diameter

Part Number	Hose Length
129556	1.2 m (4 ft)
129557	1.8 m (6 ft)
129559	2.4 m (8 ft)
129561	3.0 m (10 ft)
129562	3.6 m (12 ft)
129564	5.0 m (16 ft)

## RediFlex Water-Wash Hi-Flex Hoses, 200V, 5/16 in. Diameter

Part Number*	Hose Length
296908	1.2 m (4 ft)
296909	1.8 m (6 ft)
296910	2.4 m (8 ft)
296911	3.0 m (10 ft)
296912	3.6 m (12 ft)
296913	5.0 m (16 ft)

**NOTE:** Use with Nordson RTD-style water-wash hand-held applicators.

## RediFlex Hoses, Standard, 120V, 5/16 in. Diameter

Part Number*	Hose Length
307006	2.4 m (8 ft)
307007	3.6 m (12 ft)
307008	5.0 m (16 ft)
307009	6.0 m (20 ft)
307010	7.4 m (24 ft)

\*Contact a Nordson representative to ensure that the system wattage available for hoses and applicators on 120V melters is not exceeded

**NOTE:** RediFlex hoses ship with permanent hose mounts every 0.6 m (2 ft) of hose length.

## RediFlex Hoses, Low Watt, 120V, 5/16 in. Diameter

Part Number*	Hose Length
309396	5.0 m (16 ft)
307016	6.0 m (20 ft)
309397	7.4 m (24 ft)

\*Contact a Nordson representative to ensure that the system wattage available for hoses and applicators on 120V melters is not exceeded

## Electric e.dot+ Hoses, 240V, 1/4 in. Diameter

Part Number	Hose Length
1040295	2.0 m (6.6 ft)
1056635	2.5 m (8.2 ft)
1040296	3.5 m (11.5 ft)
1040297	5.0 m (16.0 ft)

## Blue Series, Series 3000 and 3000V, 6000 Melters, VersaPail, VersaDrum, DuraPail, DuraDrum, 130 and 190 Series FoamMelt Processor Hoses

### 200V, Hi-Flex 5/8 in. Diameter

Part Number*	Hose Length
129566	1.2 m (4 ft)
129568	1.8 m (6 ft)
129569	2.4 m (8 ft)
129571	3.0 m (10 ft)
129572	3.6 m (12 ft)
1123925	5.0 m (16 ft)

\*Hi-Flex construction hoses must be used with moving applicators. Contact a Nordson Representative for details about Nordson Hi-Flex hoses.

### 240V, Hi-Flex, 5.8 in. Diameter

Part Number*	Hose Length
129575	1.2 m (4 ft)
129576	1.8 m (6 ft)
1123928	2.4 m (8 ft)
129578	3.0 m (10 ft)
1123929	3.6 m (12 ft)
1123926	5.0 m (16 ft)
1010811	6.0 m (20 ft)
1010813	7.4 m (24 ft)

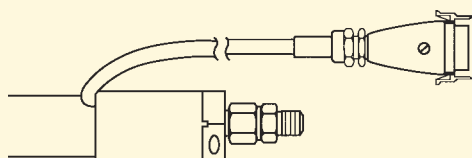
\*Hi-Flex construction hoses must be used with moving applicators. Contact a Nordson Representative for details about Nordson Hi-Flex hoses.



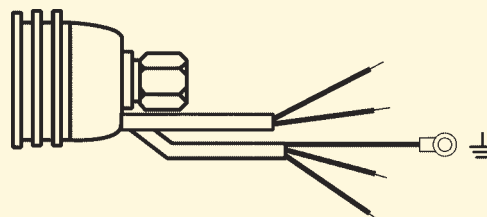
## Automatic RTD Hoses

Hoses for Hand-Held Applicators

## Hoses for Hand-Held Applicators



Unit End



Applicator End

**AD-31 Hand-Held Applicator Hoses (Corrugated Cover), 240V, 5/16 in. Diameter**

Part Number	Hose Length
274798	2.4 m (8 ft)
115833	3.0 m (10 ft)
130785	3.6 m (12 ft)
274799	5.0 m (16 ft)
101354	7.4 m (24 ft)

**AD-31 Hand-Held Applicator Hoses (DuraBraid™ Cover), 240V, 5/16 in. Diameter**

Part Number	Hose Length
133913	2.4 m (8 ft)
138927	3.0 m (10 ft)
1044277	3.6 m (12 ft)
1044278	5.0 m (16 ft)

**AD-31 Hand-Held Applicator Hoses (DuraBraid Cover) 120V, 5/16 in. Diameter**

Part Number	Length	
	Meter	Feet
1039676	2.5	8
1039677	3.6	12
1039678	5.0	16

**AD-41 Hand-Held Applicator Hoses (DuraBraid Cover), 5/16 in. Diameter**

Voltage	Part Number	Hose Length
240 Volt	325763	2.4 m (8 ft)
	325764	3.6 m (12 ft)
	325765	5.0 m (16 ft)
	325766	6.0 m (20 ft)
	325767	7.4 m (24 ft)
120 Volt (high performance)	307001	2.4 m (8 ft)
	307002	3.6 m (12 ft)
	307003	5.0 m (16 ft)
	307004	6.0 m (20 ft)
	307005	7.4 m (24 ft)
120 Volt	325779	2.4 m (8 ft)
	325780	3.6 m (12 ft)
	325781	5.0 m (16 ft)
	325782	6.0 m (20 ft)
	325783	7.4 m (24 ft)

**NOTES:** *DuraBraid covering provides better wear resistance. Use only with corrugated-type hand-held applicators. It is important to consider the wattage available for hoses and applicators on 120 Volt PA-2510 applicators.*

*High performance hoses can achieve up to 450 ° F.*

*The other 120 Volt hoses use less wattage to offer longer length hoses on systems running up to 375 ° F.*

*Consult your Nordson Representative to ensure the system wattage available is not exceeded.*

# Automatic RTD Hoses

This page intentionally blank.



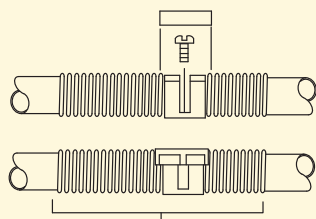
## Automatic RTD Hoses

## Accessories

## Hose Mounting and Installation Accessories

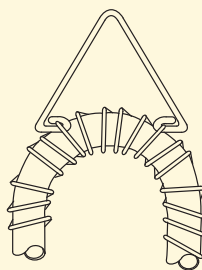
The use of proper support brackets and correct installation techniques can significantly extend the life of Nordson hot melt hoses. Accessories are for 5/16 in. advanced technology hoses unless otherwise noted.

Accessories	Part Number	Description	Comments
Mounting accessories	111940	Service kit	Molded corrugated tube and clips used to route and fasten hoses.
	271486	Spiral wire support, 5/16 in. hoses	Use to properly suspend hoses.
	274174	Spiral wire support, 5/8 in. and 1 1/8 in. hoses	
	273314	Hose protector	Spiral-wrap chafe guard prevents point contact wear.
	1034380	Leaf spring support (all widths)	Suitable for 5/16 in. and 5/8 in. hoses. Maintains distance between two hoses for maximum heat transfer efficiency.
	1034369	Hose hanger kit	
	1047408	Hose separator kit	
		142512	Hose straps (hangers), 51 mm x 356 mm (2 in. x 18 in.)
	142513	Hose straps (hangers), 51 mm x 457 mm (2 in. x 14 in.)	
Insulating cuffs	273634	Insulated cuff, 64 mm (2.5 in.) long	Use to insulate joint connections between hose and melter.
	273635	Insulated cuff, 51 mm (2 in.) long	
	274429	Insulated cuff, 44 mm (1.75 in.) long	Use with AD41 hand-held applicators. Use to insulate joint connections between hose and applicator.
	307000	Insulator fitting	
	1024083	Insulated cuff, 90° fitting	
	1024084	Insulated cuff, 45° fitting	
Extension Cords	115576	Cord, hose, 0.6 m (2 ft), 6000, FM, 130/170	Hose extension cordsets compatible with TC200.
	115581	Cord, hose, 9.1 m (30 ft), 6000, FM, 130/170	
Other	328967	Cable assembly, Vista, shield, 7.3 m (24 ft).	Hose extension cordset compatible with 3000V melters.
	902514	Heat protective gloves	
	132998	Service kit, corrugated hose cover 5.2 m (17 ft)	



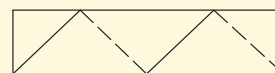
Service Kit  
(part 111940)

Includes corrugated tube and clips used to route and fasten hoses.



Spiral Wire Support  
(part 271486)

Use to properly suspend hoses. For 5/8 in. and 1-1/8 in. hoses, use part 274174.



Hose Protector  
(part 273314)

Spiral-wrap chafe guard prevents point contact wear.

# Automatic RTD Hoses

## Accessories

### Replacement Parts and Kits *(contd)*

#### KB and LS Melter Hose Fittings

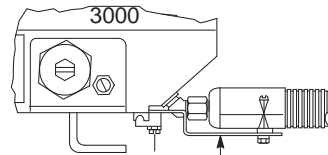
Part Number	Description
973137	LS10/20 and KB 10/20 from flow control valve to hose, KB 30/50/100 hose manifold to hose
1029243	LS 10/20 with filter block to hose, KB 10/20 with filter block or v3 or v4 with T block
1032999	From #6 hose to automatic applicator 90° elbow
1028578	From #6 hose to automatic applicator 45° elbow
1034380	Mounting accessories, leaf spring support (for all widths)

#### Multi-Plane Swivels (for Robotic Applications)

Part Number	Description
139091	Applicator swivel, SP, SAE-6/elbow
139093	Hose swivel, SP, SAE-6/JIC -6, 5/16 in., straight
139096	Hose swivel, SP, SAE-6/JIC-12, 5/8 in., straight

#### Hose Bracket Kits

##### Hose Installation

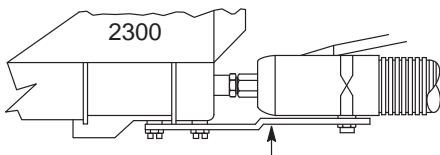


P/N 133644 Bracket Kit –  
for Series 3000 tank-end hand-held applicators

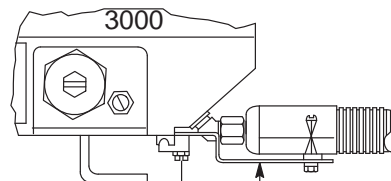
Part Number	Description
139672	Service kit for unit-end hose connection plug, includes crimp pliers
169625	Service kit for unit-end hose connection plug, does not include crimp pliers

Part Number	Description
139675	Service kit for applicator-end hose connection sockets, includes crimp pliers
169624	Service kit for applicator-end hose connection sockets, does not include crimp pliers

#### Hand-Held Applicator Hoses



Bracket Kit forv 2300 Melters  
P/N 276318

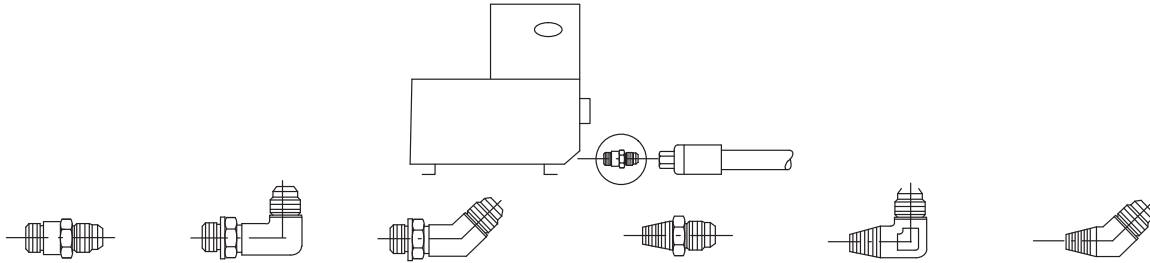


Bracket Kit for 3000 Melters  
P/N 133644

5/16 in. Hand-Held Applicator Hoses	Part Number	Description	Comments
Brackets	133644	Bracket kit, hand-held applicators	Series 3000, tank end
	276318	Bracket kit, hand-held applicators	Series 2300, unit end

## Hose Fittings

### Melter-End Hose Fittings



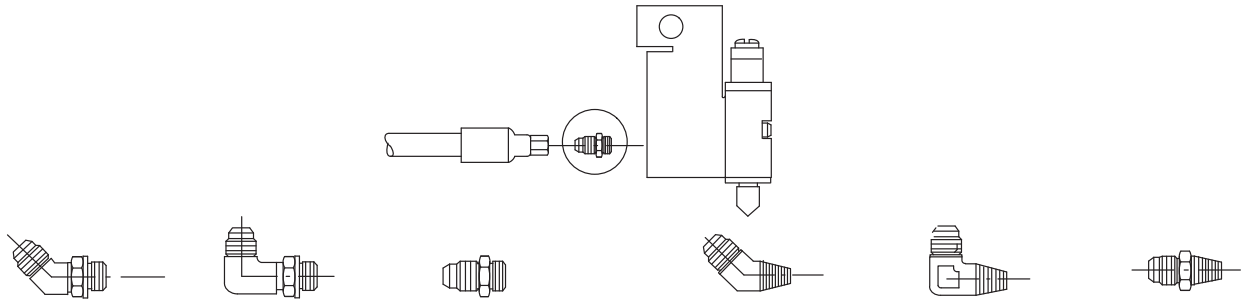
O-Ring Fitting  
(2000, 2300, 3000, 6000)

Straight	90-Degree	45-Degree
972628	972646	972647

Pipe-Thread Fitting (NPT),  
Obsolete (Roman Numeral Units Only)

Straight	90-Degree	45-Degree
972051	972200	972618

### 5/16 in. Applicator-End Hose Fittings (Included with Applicators)



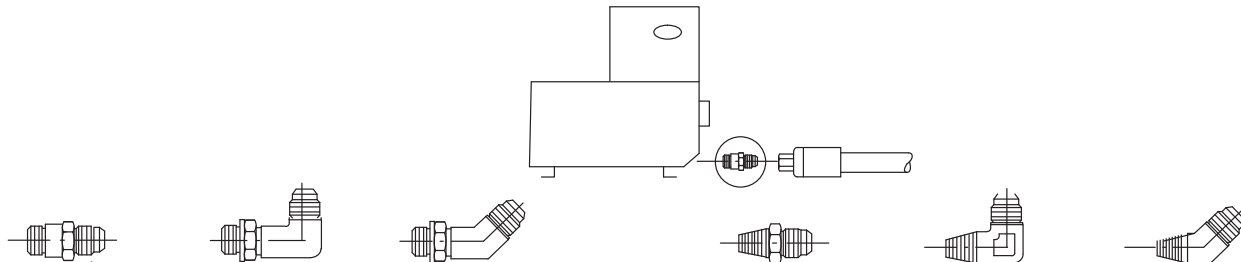
O-Ring Fitting

45-Degree	90-Degree	Straight
274179	274180	972657

Pipe-Thread Fitting (NPT)

45-Degree	90-Degree	Straight
972618	972200	972051

### 5/16 in. Melter-End Hose Fittings (Included with Melters)



O-Ring Fitting

	Straight	90-Degree	45-Degree
Long	972628	972646	972647
Short	310281	274180	274179

Pipe-Thread Fitting (NPT)

Straight	90-Degree	45-Degree
972051	972200	972618

# Automatic RTD Hoses

## Accessories

This page intentionally blank.





# Precision Nozzles

## Types of Nordson Nozzles

### Nozzles for Automatic Applicators

#### Single-Orifice Straight Bead Nozzles

- SolidBlue S and ClassicBlue modular applicators, Saturn® (color-coded) 322xxx or 238xxx
- H-20, E-100XT, E-350, E-700, EM-100, M-100 and M-700 applicators
- Nozzle series 231xxx, 236xxx, 232xxx

#### Multi-Orifice Straight Bead Nozzles

- SolidBlue S and ClassicBlue modular applicators, nozzle series 238xxx
- H-20, E-100XT, E-350, E-700, EM-100, M-100 and M-700 applicators
- Nozzle series 220xxx

#### Precision Right-Angle Bead Nozzles

- Saturn (color-coded) right-angle nozzles available in single-orifice and dual-orifice, 15° and 30° designs.
- ClassicBlue Series applicators: use to dispense adhesive at a 90° angle from the applicator module to the substrate.
- H-20 or E-700 electric applicators, right-angle applications: use 236xxx nozzles with a right-angle adapter.

#### Controlled Fiberization (Spray) Nozzles (use only with CF200 applicators):

- Narrow spray pattern nozzles - 1 in. diameter spray width
- Narrow spray pattern nozzles - 2 in. diameter spray width
- Steel nozzles - Available in narrow or wide spray designs; offer long life and resist the abuses of cleaning

*Nozzles are color coded to ensure use of the proper nozzle on multi-orifice applicators.*

### Nozzles for Hand-Held Applicators

#### **Use with AD-31, AD-41, FP-200 (flat panel), L4, L5, and L7 hand-held applicators**

##### Standard, Single-Orifice Straight Bead Nozzles

- Use Series 23825x
- Orifice diameters from 0.020 to 0.090 in.

##### Extended Bead Nozzles

- Orifice diameters from 0.042 to 156 in.
- Engagement to 2.55 in.

##### Swirl Spray Nozzles

- Wide swirl pattern - 0.025 in., 0.030 in., or 0.046 in. orifice diameter
- Pattern widths to 5 in. possible
- H-20, E-350, E-700 and M-700 applicators

### Nordson Precision Nozzles Offer:

- Superior control of adhesive placement in bead, slot, and spray applications.
- Nozzle-to-nozzle consistency in adhesive flow rates for reliable adhesive bonds.

## Specifying Nozzles

**For superior nozzle performance, proper specification of nozzle type is important. Below are the criteria for determining the correct nozzle type for your application:**

#### Pattern

- Nozzles can apply beads, spray, or slot patterns.

#### Number of orifices per nozzle

- Choose single-orifice nozzles for single beads or spray.
- Choose multi-orifice nozzles for multiple beads.

#### Style of applicator

- Nozzle part numbers are different for different applicator types. Identify your applicator type to get the proper nozzle style.

#### Nozzle angle position to applicator module

- Right-angle nozzles are available when your nozzle must be positioned at a 90° angle to the applicator's mounted position.

#### Orifice diameter = width of the nozzle opening

- Smaller orifice diameters reduce adhesive flow. Nozzles for automatic applicators are available in orifice diameters of 0.008 in. (small) to 0.040 in. (large).

#### Engagement = length of the orifice channel

(i.e., the distance from the point where the needle meets the seat and the nozzle tip)

- Longer engagements (0.150 in. to 0.300 in.) decrease adhesive flow but increase adhesive velocity.



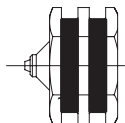
# Saturn® Nozzles

Blue Series, MiniBlue, MiniBlue II, MiniBlue II LP, E-350, and E-380 Applicators

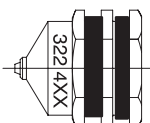
## Saturn Nozzles (Color-Coded Rings)



Single Orifice - 322XXX



Single Orifice - 3224XX

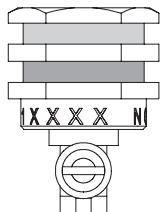


## Single-Orifice (Bead) Straight Nozzles, Brass with Stainless-Steel Insert

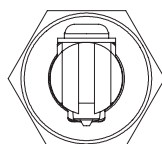
(Replaces 237XXX nozzles)

Orifice Diameter mm (in.)	Engagement Length, mm (in.)				
	Purple 0.050 (1.3)	Brown 0.075 (1.9)	Blue 0.100 (2.5)	Green 0.150 (3.8)	Black 0.300 (7.6)
0.20 (0.008) Purple	322008				
0.25 (0.010) Blue	322010	322110			
0.31 (0.012) Green	322012	322112	322212	322312	322412
0.36 (0.014) Yellow	322014	322114	322214	322314	322414
0.41 (0.016) Orange	322016	322116	322216	322316	322416
0.46 (0.018) Red	322018	322118	322218	322318	322418
0.51 (0.020) Beige	322020	322120	322220	322320	
0.53 (0.021) Brown					322421
0.61 (0.024) Gray	322024	322124	322224	322324	322424
0.71 (0.028) Black				1058927	322428

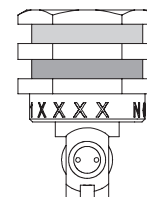
## Single- and Dual-Orifice Right-Angle Nozzles (1011XXX)



Saturn 1011XXX



Right-Angle Single



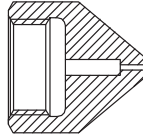
1015XXX

Saturn (1011XXX), Right-Angle Brass Adapter, Stainless-Steel Insert											
Orifice Diameter, mm (in.), Bottom Ring Color											
Nozzle Angle	0.20 (0.010) Purple	0.25 (0.012) Blue	0.31 (0.014) Green	0.36 (0.014) Yellow	0.41 (0.016) Orange	0.46 (0.018) Red	0.51 (0.002) Beige	0.61 (0.024) Gray	0.71 (0.028) Black	0.81 (0.032) Gold	1.02 (0.040) Turquoise
Single 90° Purple	1011008	1011010	1011012	1011014	1101016	1011018	1011020	1011024	1011028	1011032	1011040
Dual 15° Brown			1015812	1015814	1015816	1015818	1015820	1015824	1015828		
Dual 30° Blue			1015912	1015914	1015916	1015918	1015920	1015924	1015928		

# Saturn® Nozzles

Blue Series, MiniBlue, MiniBlue II, MiniBlue II LP, E-350, and E-380 Applicators

## Single-Orifice (Bead), One-Piece 2380XX Nozzles, Drilled, Straight Bead Pattern

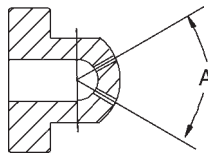


2380XX (Single)

Orifice Diameter mm (in.)	Brass Part Number	Stainless Part Number
0.31 (0.012)	238004	238011
0.36 (0.014)	238005	238012
0.41 (0.016)	238006	238002
0.46 (0.018)	238007	238013
0.51 (0.020)	238008	238000
0.76 (0.030)	228009	238001
0.89 (0.035)	238058	238057
1.02 (0.040)	238010	1500259

## Dual-Orifice (Bead) Nozzles, Angled Patterns, Phosphor Bronze

(Use with retainer part number 152926.)



Dual (2380XX)

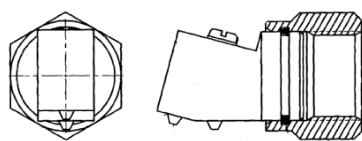
Orifice Diameter mm (in.) Dual Patterns (2 beads)	Degree of Angle			
	15° Part Number	20° Part Number	30° Part Number	45° Part Number
0.31 (0.012)	238053	238062	238506	238526
0.36 (0.014)	238063	715190	704936	238527
0.41 (0.016)	238054	114927	114928	238528
0.46 (0.018)	130495	238067	805512	238529
0.51 (0.020)	238055		238500	238530
0.76 (0.030)	238056		238501	238531

# Right-Angle Nozzles

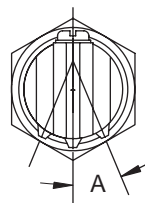
SolidBlue, SureBead and H-20, E-350 and E-380, E-700 and M-700 Applicators

## Right-Angle Nozzles, Brass Holder, Stainless-Steel Insert

Orifice Diameter mm (in.)	Number of Beads & Degree of Angle		
	Dual Bead 90/60°	Triple Bead 19°	Triple Bead 22.5°
0.31 (0.012)	165783	165786	165788
0.36 (0.014)	710591	165787	806199
0.41 (0.016)	809882	806540	165789
0.51 (0.020)	165784	808625	
0.71 (0.028)	165785		



Dual



Triple

## Right-Angle Nozzles for H-20 Applicators or Electric Applicators (E-700 or M-700)

Part Number	Description
1040121	Single orifice nozzle, 0.015 diameter
1040126	Single orifice nozzle, 0.020 diameter
1040128	Single orifice nozzle, 0.025 diameter
1040140	Single orifice nozzle, 0.030 diameter
1022662	Single orifice nozzle, 0.040 diameter
1022663	Single orifice nozzle, 0.050 diameter
1022664	Single orifice nozzle, 0.060 diameter

# Right-Angle Nozzles

SolidBlue, SureBead and H-20, E-350 and E-380, E-700 and M-700 Applicators

This page intentionally blank



# Extended, Single, and Multi-Orifice Nozzles

H-20 Applicators, E100XT, EM-100, M-100 Series, and Series 700 Electric Applicators

## Single-Orifice (Bead) Straight Nozzles with Stainless-Steel Insert (232XXX)



Orifice Diameter mm (in.)	Engagement Length, mm (in.)				
	1.3 (0.050)	1.9 (0.075)	2.5 (0.100)	3.8 (0.150)	7.6 (0.300)
0.20 (0.008)	232000				
0.25 (0.010)	232001	232002			
0.31 (0.012)	232003	232004	232005	232006	226727
0.36 (0.014)	232007	232008	232009	232010	226728
0.41 (0.016)	232011	232012	232013	232014	226729
0.46 (0.018)	232015	232016	232017	232018	226730
0.51 (0.020)	232019	232020	232021	232022	
0.53 (0.021)					226731
0.61 (0.024)	232023	232024	232025	232026	226732
0.71 (0.028)					226733

**NOTE:** 232XXX part numbers are for precision nozzles that are machined for consistent flow nozzle-to-nozzle. We recommend you order these nozzles over the 231XXX nozzles because of their better cutoff. Nozzles require retainer part number 152290.

## Standard Single-Orifice Nozzles (226XXX)

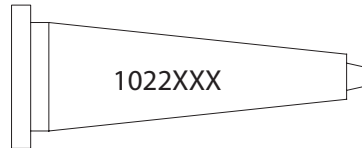
226XXX Single-Orifice with Insert	Engagement mm (in.)	Orifice Diameter, mm (in.)						
		0.31 (0.012)	0.36 (0.014)	0.41 (0.016)	0.46 (0.018)	0.53 (0.021)	0.61 (0.024)	0.71 (0.028)
<b>Brass adapter, stainless steel insert <sup>(1)</sup></b>	7.6 (0.300)	226727	226728	226729	226730	226731	226732	226733

<sup>(1)</sup> Use with retainer 152290. Comparable to the 65289-0XX series single-orifice nozzles for the E100XT, M-100, and EM-100 applicators.

# Extended, Single, and Multi-Orifice Nozzles

H-20 Applicators, E100XT, EM-100, M-100 Series, and Series 700 Electric Applicators

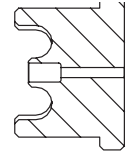
## Extended Nozzles (1022XXX)



1022XXX Extended Nozzles	Orifice Diameter, in.								
	Engagement	0.010	0.015	0.025	0.030	0.040	0.050	0.060	0.090
<b>For E-100XT, M-100, and EM-100 Modules</b>	3.8 m (0.150 in.)	1022638	1022639	1022640	1022641	1022642	1022648	1022649	1022661

## Single-Orifice (Bead) Straight Nozzles with Stainless-Steel Insert and Brass Adapter (231XXX)

231XXX Single-orifice,  
optional engagement -  
(no insert shown)



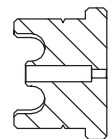
(Use only if you need the nozzle guard feature; otherwise order the 232XXX nozzles)

Orifice Diameter mm (in.)	Engagement Length, in. (mm)				
	1.3 (0.050)	1.9 (0.075)	2.5 (0.100)	3.8 (0.150)	7.6 (0.300)
0.20 (0.008)	231208				
0.25 (0.010)	231210	231621			
0.31 (0.012)	231212	231312	231412	231612	231003
0.36 (0.014)	231214	231314	231414	231614	231005
0.41 (0.016)	231216	231316	231416	231616	231008
0.46 (0.018)	231218	231318	231418	231618	231018
0.51 (0.020)	231220	231320	231420	231620	
0.53 (0.021)					231027
0.61 (0.024)					231040
0.71 (0.028)					231060

**Note:** These nozzles require retainer part number 152290.

## Single Orifice, Long engagement Nozzles (2310XX)

231XXX Single-orifice,  
long engagement -  
1 in. longer than standard.  
(no insert shown)



(Comparable to 65006 Series nozzles)

Single-orifice with insert, long engagement (2310XX) (1)	Engagement mm (in.)	Orifice Diameter, mm (in.)						
		0.31 (0.012)	0.36 (0.014)	0.41 (0.016)	0.46 (0.018)	0.53 (0.021)	0.61 (0.024)	0.71 (0.028)
Brass adapter, stainless-steel insert (2)	7.6 (0.300)	231003	231005	231008	231018	231027	231040	231060

(1) Use standard 232XXX and 226XXX nozzles for all applications except those requiring the nozzle guard feature of 231XXX nozzles.

(2) Use with retainer part number 152290.

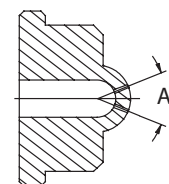




## Dual-Orifice (Bead) Nozzles, Bronze

Angled nozzles, phosphor bronze (engagement = 1.3 mm, 0.050 in.)

Dual Pattern (2 beads) Orifice Diameter mm (in.)	Degree of Angle			
	16°	24°	30°	45°
0.25 (0.010)			703661	220001
0.31 (0.012)	220019	220009	220007	220002
0.36 (0.014)	705831		220067	220003
0.41 (0.016)	220053	705205	702948	220004
0.46 (0.018)			706743	220005
0.51 (0.020)	703684	220045	808255	220006



Dual  
220XXX  
Domed Nozzles

**NOTES:** Comparable to the 73262 Series button nozzles. Additional sizes are available.  
Contact your Nordson Sales Representative for more information.  
These nozzles require retainer part number 152290.

## Dual-Orifice (Bead) Nozzles, Steel, 1.3 mm Engagement

Angled nozzles, steel, black oxide coated (engagement = 1.3 mm, 0.050 in.)

Dual Patterns (2 beads) Orifice Diameter mm (in.)	Degree of Angle			
	16°	24°	30°	45°
0.31 (0.012)	220060	220059	220058	220054
0.36 (0.014)	231151	231152	220071	220055
0.41 (0.016)	231156	231157	159417	220056
0.46 (0.018)	220066	220077	220078	220057
0.51 (0.020)	231158	231159	220080	220081

**Note:** These nozzles require retainer (part number 152290).

## Dual-Orifice (Bead) Nozzles, Steel

Angled nozzles, steel, black oxide coated

Orifice Diameter mm (in.)	Degree of Angle			
	30°	45° Offset	45° Centered	60°
0.41 (0.016), engagement 0.150 in.	301964	301965	301966	
0.46 (0.018), engagement 0.150 in.		724770		
0.36 (0.014), engagement 0.100 in.		234878		226784
0.41 (0.016), engagement 0.100 in.	226773			
0.46 (0.018), engagement 0.100 in.	226774			725017
0.51 (0.020), engagement 0.100 in.	301980			301981

**Note:** These nozzles require retainer part number 152290.

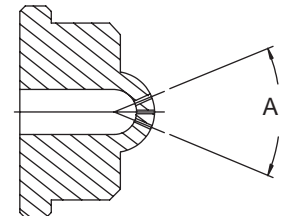
# Extended, Single, and Multi-Orifice Nozzles

H-20 Applicators, E100XT, EM-100, M-100 Series, and Series 700 Electric Applicators

## Triple-Orifice (Bead) Nozzles, Bronze

Angled nozzles, phosphor bronze (engagement = 1.3 mm, 0.050 in.)

Orifice Diameter mm (in.) Triple Patterns (3 beads)	Degree of Angle		
	30°	45°	Triple Radial 22.5°
0.25 (0.010)		220011	
0.31 (0.012)	220048	220012	704113
0.36 (0.014)	704115	220013	220034
0.41 (0.016)	220049	220014	703469
0.46 (0.018)		220015	804760
0.51 (0.020)	804487	220016	220052



Triple

**NOTE:** These nozzles require retainer (part number 152290).

## Triple-Orifice (Bead) Nozzles, 1.3 mm Engagement

Angled nozzles, steel, black oxide coated (engagement = 1.3 mm, 0.050 in.)

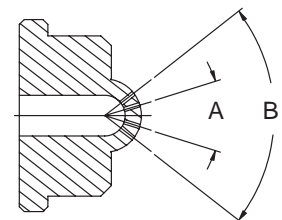
Orifice Diameter mm (in.) Triple Patterns (3 beads)	Degree of Angle		
	30°	45°	Triple radial 22.5°
0.31 (0.012)	220068	220064	220069
0.36 (0.014)	220072	231153	231154
0.41 (0.016)	220073	220074	220075
0.46 (0.018)	220079		
0.51 (0.020)	220082		

**NOTE:** These nozzles require retainer part number 152290.

## Four-Orifice (Bead) Nozzles

Angled nozzles (engagement = 1.3 mm, 0.050 in.)

Orifice Diameter mm (in.)	Phosphor Bronze	Steel Black-Oxide Coated
	Degree of Angle 35/76° Four Beads	Degree of Angle 35/76°
0.20 (0.008)	220020	
0.25 (0.010)	220021	
0.31 (0.012)	220022	220061
0.36 (0.014)	220023	220062
0.41 (0.016)	220024	220076
0.46 (0.018)	220025	
0.51 (0.020)	220026	

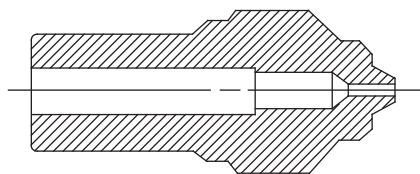


Quad

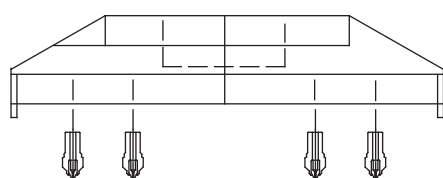
**NOTE:** These nozzles require retainer part number 152290.

# H-20 and E-700 (Electric) Applicators

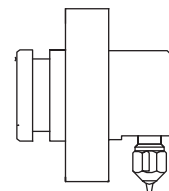
With T-Bar and Integrated Right-Angle Modules



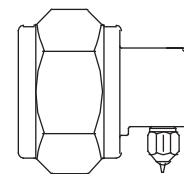
236XXX Base nozzle



E-700 T-Bar



H-200 Integrated right-angle adapter  
P/N 222495 <sup>(1)</sup>

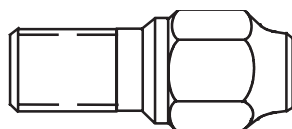


H-20, E-700 right-angle adapter  
P/N 179756 <sup>(2)</sup>

- (1) H-200 integrated right-angle sold as a module only, part number 222495. Purchase 236XXX Series nozzles separately. This module is also used with the H-200 integrated right-angle adapter shown above.
- (2) Order retainer part number 152290 and 236XXX Series nozzles separately. Part number 152290 is the standard retainer nut for H-20 and E-700 applicators. It can also be used for right-angle applications, but you must use the adapter shown above. This part is not comparable to the part number 73230X Series RA AIM single-orifice nozzles.

236XXX Specialty Nozzles Single-Orifice with Insert	Engagement mm (in.)	Orifice Diameter, mm (in.)						
		0.20 (0.008)	0.25 (0.010)	0.31 (0.012)	0.36 (0.014)	0.41 (0.016)	0.46 (0.018)	0.51 (0.020)
Stainless-steel adapter with insert	1.3 (0.050)	236208	236210	236212	236214	236216	236218	236220
	1.9 (0.075)		236621	236312	236314	236316	236318	236320
	2.5 (0.100)			236412	236414	236416	236418	236420
	3.8 (0.150)			236612	236614	236616	236618	236620
Nozzle removal and installation tool (simplifies replacement of 236XXX nozzles)					331871			

Nozzle blank | 098403



2360XX Specialty Nozzles Single-Orifice, One-Piece (Not Shown)	Engagement mm (in.)	Orifice Diameter, mm (in.)				
		0.41 (0.016)	0.46 (0.018)	0.53 (0.021)	0.61 (0.024)	0.71 (0.028)
Brass	7.6 (0.300)	236008	236018	236027	236040	236060

# H-20 and E-700 (Electric) Applicators

With T-Bar and Integrated Right-Angle Modules

This page intentionally blank.



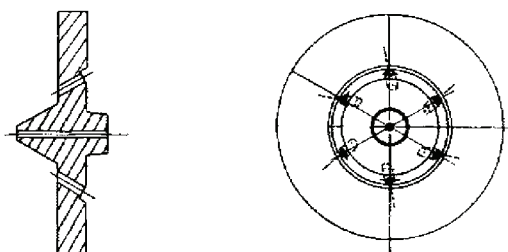
# Hand-Held Applicator Nozzles

AD-31, AD-41, and FP-200 Hand-Held Applicators

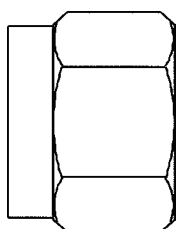
## AD-31 and FP-200 Swirl and Wide Pattern Swirl Nozzles

Orifice Diameter mm (in.)	Wide Pattern Swirl	Swirl <sup>(1)</sup>
0.20 (0.008)		104100
0.25 (0.010)		104101
0.31 (0.012)		860548
0.36 (0.014)		860574
0.41 (0.016)		860575
0.46 (0.018)		860226
0.51 (0.020)		860435
0.64 (0.025)	125607	100728
0.76 (0.030)	131998	810381
1.02 (0.040)		810382
1.17 (0.046)	131635	
1.27 (0.050)		810300

(1) Use retainer part number 119202 for H-200 or part number 102406 for AD-31.



Swirl nozzles  
(patented)



Retainer

## FP-200 Extended Nozzles

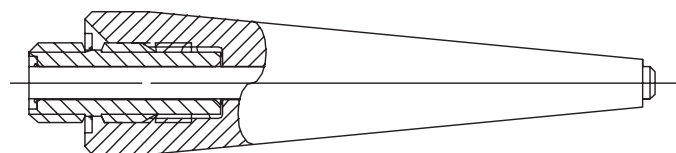
Orifice Diameter mm (in.)	Extended Extrusion
0.64 (0.025)	710245
1.07 (0.042)	709018
1.55 (0.061)	710246
2.29 (0.090)	724268
4.75 (0.187)	703223

**NOTE:** FP-200 extrusion hand-held applicators can also use H-200 style nozzles if the applicator module is part number 276119.

## AD-31 and AD-41 Single-Bead Nozzles

Orifice Diameter mm (in.)	Short Thread 238xxx	Long Extended Nozzles	AD-41 LBS
0.51 (0.020)	238252		
0.76 (0.030)	238253		
1.02 (0.040)	238254		
1.07 (0.042)		274968	
1.52 (0.060)	238256		
1.55 (0.061)		274969	
1.57 (0.062)			804387
2.29 (0.090)	238259	274970	
2.36 (0.093)			271683
3.18 (0.125)			271684
3.30 (0.130)		274971	
3.96 (0.156)			271685

**NOTE:** Nozzles can be used with LA, L5, and L7 hand-held applicators.



AD-31 long extended nozzle



238XXX  
Short-thread nozzle

# Hand-Held Applicator Nozzles

AD-31, AD-41, and FP-200 Hand-Held Applicators

This page intentionally blank.



# Special Nozzles

AD-31, AD-41, L4, L5, and L7 Extrusion Nozzles

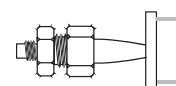
The nozzles listed below will support a wide range of applications.

L7 hand-held applicators are equipped with 35 W heaters and may not be able to adequately heat the large nozzle assemblies when used with higher temperature adhesives.

Contact your Nordson representative for more information.

## T-Bar Nozzles

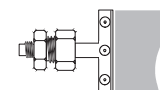
Part Number	Description
1022118	T-bar nozzle, 2 orifice, 0.020 in., 0.50 in. spacing
1022120	T-bar nozzle, 2 orifice, 0.020 in., 3.125 in. spacing
1022122	T-bar nozzle, 2 orifice, 0.060 in., .75 in. spacing
1022124	T-bar nozzle, 2 orifice, 0.020 in., 1.25 in. spacing
1022125	T-bar nozzle, 2 orifice, 0.030 in., 1.25 in. spacing
1022126	T-bar nozzle, 2 orifice, 0.060 in., 1.25 in. spacing
1022128	T-bar nozzle, 2 orifice, 0.060 in., 1.00 in. spacing
1022129	T-bar nozzle, 2 orifice, 0.060 in., 1.50 in. spacing
1022150	T-bar nozzle, 2 orifice, 0.060 in., 1.75 in. spacing
1022151	T-bar nozzle, 2 orifice, 0.060 in., 2.00 in. spacing
1022152	T-bar nozzle, 3 orifice, 0.050 in., 1.00 in. spacing
1022153	T-bar nozzle, 3 orifice, 0.050 in., 0.50 in. spacing
1022155	T-bar nozzle, 3 orifice, 0.060 in., 0.75 in. spacing
1022157	T-bar nozzle, 3 orifice, 0.070 in. and 0.040 in., 0.75 in. spacing
1022158	T-bar nozzle, 3 orifice, 0.060 in., 0.625 in. spacing
1022159	T-bar nozzle, 3 orifice, 0.020 in., 1.75 in. spacing
1022160	T-bar nozzle, 4 orifice, 0.030 in., 0.50 in. spacing
1022161	T-bar nozzle, 4 orifice, 0.050 in., 0.50 in. spacing
1022163	T-bar nozzle, 4 orifice, 0.060 in., 0.75 in. spacing
1022165	T-bar nozzle, 5 orifice, 0.030 in., 0.75 in. spacing
1022168	T-bar nozzle, 5 orifice, 0.030 in., 0.50 in. spacing



T-Bar Nozzle

## Slot Nozzles

Part Number	Description
1022169	Slot nozzle, 0.062 in. opening x 0.50 in. wide
1022172	Slot nozzle, 0.062 in. opening x 0.75 in. wide
1022175	Slot nozzle, .0062 in. opening x 1.00 in. wide
1022177	Slot nozzle, 0.062 in. opening x 1.25 in. wide
1022178	Slot nozzle, 0.062 in. opening x 1.50 in. wide
1022180	Slot nozzle, 0.062 in. opening x 1.75 in. wide
1022181	Slot nozzle, 0.062 in. opening x 2.00 in. wide



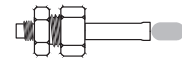
Slot nozzle

# Special Nozzles

AD-31, AD-41, L4, L5, and L7 Extrusion Nozzles

## Spreader Nozzles

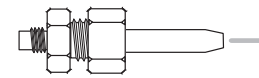
Part Number	Description
1022182	Spreader nozzle, 0.25 in. wide x 0.50 in. long
1022183	Spreader nozzle, 0.25 in. wide x 1.00 in. long
1022185	Spreader nozzle, 0.25 in. wide x 1.50 in. long



Spreader Nozzle

## Needle Nozzles

Part Number	Description
1022191	Needle nozzle, 0.062 in. orifice x 1.00 in. long
1022192	Needle nozzle, 0.062 in. orifice x 1.50 in. long
1022194	Needle nozzle, 0.062 in. orifice x 1.75 in. long
1022195	Needle nozzle, 0.025 in. orifice x 1.00 in. long



Needle Nozzle

## Nozzle Adapters

Nozzle adapters can be used to adapt certain L1 style nozzles for use with the L4 hand-held applicator. However, the L1 nozzle must be partially disassembled in order to fit the correct thread sizes together:

- Remove the nozzle seat
- Fit the nut from the remaining nozzle assembly onto the adapter

Part Number	Description
1022196	Adapter, 9/16-24, L1 nozzle to L4 handgun
1022197	Adapter, 7/16-24, L1 nozzle to L4 handgun



# Special Nozzles

## Multiline Nozzle Bars

Multiline nozzle bars are specially engineered for a variety of applications. Contact your Nordson Representative for pricing and design information.



Part Number	Description
1019916	Nozzle, screw-in, 0.012 in. orifice (factory installed only)
1019917	Nozzle, screw-in, 0.014 in. orifice (factory installed only)
1019918	Nozzle, screw-in, 0.016 in. orifice (factory installed only)
1019919	Nozzle, screw-in, 0.018 in. orifice (factory installed only)
1019921	Nozzle, screw-in, 0.021 in. orifice (factory installed only)
1019922	Nozzle, screw-in, 0.030 in. orifice (factory installed only)
1019924	Blank, short, screw-in (factory installed only)
1019849	Kit, nozzle, screw-in, 0.012 in. diameter
1019860	Kit, nozzle, screw-in, 0.014 in. diameter
1019861	Kit, nozzle, screw-in, 0.016 in. diameter
1019862	Kit, nozzle, screw-in, 0.018 in. diameter
1019863	Kit, nozzle, screw-in, 0.021 in. diameter
1019864	Kit, nozzle, screw-in, 0.030 in. diameter
1019865	Kit, blank, short, screw-in (includes 5 blanks)
1019866	Nozzle insertion/removal tool

# Special Nozzles

## Multiline Nozzle Bars

This page intentionally blank.



# Special Nozzles

M-100 and E-100XT Modules

## 73230 Series Right-Angle Aim Single-Orifice Nozzles for M-100 and E-100XT Modules

Part Number	Description
1040121	Nozzle, single orifice, 0.015 in. diameter
1040126	Nozzle, single orifice, 0.020 in. diameter
1040128	Nozzle, single orifice, 0.025 in. diameter
1040140	Nozzle, single orifice, 0.030 in. diameter
1022662	Nozzle, single orifice, 0.040 in. diameter
1022663	Nozzle, single orifice, 0.050 in. diameter
1022664	Nozzle, single orifice, 0.060 in. diameter

## 73483 Series Finger Nozzle Bar Assemblies for M-100 and E-100XT Modules

Nozzle blanks are recommended with finger nozzle bar assemblies, as many applications do not require the use of all orifices.

*Consult a Nordson representative for right and left usages. A right bar faces to the right when viewed from the front of the stainless wear cap.*

Part Number	Description
1023030	Nozzle, E1, 5 orifice, tape conversion, left hand, 3/8 in. spacing
1023031	Nozzle, E1, 5 orifice, tape conversion, right hand, 3/8 in. spacing
1023032	Nozzle, finger AIM, 1 orifice, left hand, 2.5 in. spacing
1023033	Nozzle, finger AIM, 3 orifice, .375 in. spacing
1023034	Nozzle, finger bar, 1 orifice, right hand, 2.5 in. spacing
1023035	Nozzle, finger AIM, 5 orifice, .375 in. spacing
1023036	Nozzle, finger AIM, 7 orifice, .375 in. spacing

## Part Number 1035808 Precision Slot Nozzle for Coating—Slot Nozzle Bar with Blank Shim

The precision slot nozzle is used to produce a wide band of adhesive in a continuous or intermittent pattern.

This nozzle bar assembly has a 2.0 in. wide body and utilizes interchangeable shims to obtain the desired deposition width.

The shim is modified by the end user in order to produce the desired pattern.

# Special Nozzles

M-100 and E-100XT Modules

This page intentionally blank.



# Extrusion Nozzles (Hot Melt)

E-100XT and M-100 Manifold “T” and “Y” Bars

## 73468 AIM Tip Nozzles for “T” and “Y” Bar Nozzle Assemblies

Contact your Nordson representative for additional bar sizes.

Part Number	Description
1023037	AIM tip nozzle, 0.012 in. diameter
1023038	AIM tip nozzle, 0.014 in. diameter
1023050	AIM tip nozzle, 0.020 in. diameter
1023051	AIM tip nozzle, 0.025 in. diameter
1023052	AIM tip nozzle, 0.030 in. diameter
1023053	AIM tip nozzle, 0.035 in. diameter
1023055	AIM tip nozzle, 0.040 in. diameter
1023056	AIM tip nozzle, 0.045 in. diameter
1023057	AIM tip nozzle, 0.050 in. diameter
1023058	AIM tip nozzle, 0.060 in. diameter
1023059	AIM tip nozzle, 0.065 in. diameter
1023060	AIM tip nozzle, 0.078 in. diameter

## E-100XT, M-100, and EM-100 Manifold “T” and “Y” Bars

Contact your Nordson representative for additional bar sizes.

Part Number	Description
1022910	Nozzle assembly, Y, 4 orifice, 1.00 in. XT
1022911	Nozzle assembly, Y, 6 orifice, 0.75 in. spacing
1022915	Nozzle assembly, T, 2 orifice, 1.25 in. spacing, XT
1022928	Nozzle assembly, T, 4 orifice, 1.00 in. spacing, XT
1023016	Nozzle assembly, T, 4 orifice, 0.75 in. x 1.5 in. x 0.75 in. spacing
1023017	Nozzle assembly, T, 4 orifice, 1.00 in. spacing
1022970	Nozzle assembly, T, 4 orifice, 1.125 in x 2.5 in. x 1.25 in. spacing
1022988	Nozzle assembly, T, 5 orifice, 0.75 in. spacing

## Tip Nozzle Assemblies Including Hardware and Extension

Part Number	Description
1023063	AIM tip nozzle, 0.014 in. diameter, with extension
1023064	AIM tip nozzle, 0.020 in. diameter, with extension
1023065	AIM tip nozzle, 0.025 in. diameter, with extension
1023066	AIM tip nozzle, 0.030 in. diameter, with extension
1023067	AIM tip nozzle, 0.035 in. diameter, with extension
1023068	AIM tip nozzle, 0.040 in. diameter, with extension
1023069	AIM tip nozzle, 0.045 in. diameter, with extension
1023090	AIM tip nozzle, 0.050 in. diameter, with extension
1023091	AIM tip nozzle, 0.055 in. diameter, with extension
1023092	AIM tip nozzle, 0.060 in. diameter, with extension

## Spares

Part Number	Description
1023093	AIM tip nozzle washer
1023094	AIM tip nozzle screw, 7/16 in., modified
1023095	AIM tip nozzle screw
1023096	AIM tip nozzle blank

# Extrusion Nozzles (Hot Melt)

E-100XT and M-100 Manifold “T” and “Y” Bars

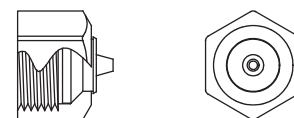
This page intentionally blank



# E-900 and EM-900 Modules

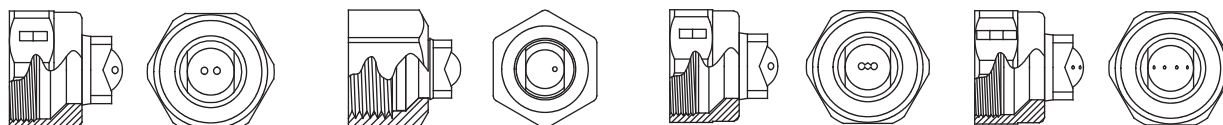
## Straight-Orifice Nozzles (1 Orifice)

Part Number	Description
1026682	Straight nozzle, 1 orifice, 0.016 in. orifice, 0.300 engagement
1026683	Straight nozzle, 1 orifice, 0.018 in. orifice, 0.300 engagement
1026684	Straight nozzle, 1 orifice, 0.020 in. orifice, 0.300 engagement
1026685	Straight nozzle, 1 orifice, 0.025 in. orifice, 0.300 engagement
1026686	Straight nozzle, 1 orifice, 0.035 in. orifice, 0.309 engagement
1026687	Straight nozzle, 1 orifice, 0.050 in. orifice, 0.000 engagement
1026688	Straight nozzle, 1 orifice, 0.008 in. orifice, 0.050 engagement
1026689	Straight nozzle, 1 orifice, 0.010 in. orifice, 0.050 engagement
1026700	Straight nozzle, 1 orifice, 0.012 in. orifice, 0.050 engagement
1026701	Straight nozzle, 1 orifice, 0.010 in. orifice, 0.075 engagement
1026702	Straight nozzle, 1 orifice, 0.012 in. orifice, 0.075 engagement
1026703	Straight nozzle, 1 orifice, 0.014 in. orifice, 0.075 engagement
1026704	Straight nozzle, 1 orifice, 0.016 in. orifice, 0.075 engagement
1026705	Straight nozzle, 1 orifice, 0.018 in. orifice, 0.075 engagement
1026706	Straight nozzle, 1 orifice, 0.020 in. orifice, 0.075 engagement
1026707	Straight nozzle, 1 orifice, 0.012 in. orifice, 0.150 engagement
1026708	Straight nozzle, 1 orifice, 0.018 in. orifice, 0.150 engagement
1026709	Straight nozzle, 1 orifice, 0.020 in. orifice, 0.150 engagement
1026710	Straight nozzle, 1 orifice, 0.025 in. orifice, 0.150 engagement
1026711	Straight nozzle, 1 orifice, 0.030 in. orifice, 0.150 engagement
1026712	Straight nozzle, 1 orifice, 0.035 in. orifice, 0.150 engagement
1026713	Straight nozzle, 1 orifice, 0.040 in. orifice, 0.150 engagement



Straight Orifice  
Nozzles

## Button Nozzles (1, 2, 3, or 4 Orifices)

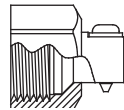


Part Number	Description
1026714	Button nozzle, 1 orifice, 0.020 in. orifice, 30° pattern
1026715	Button nozzle, 2 orifice, 0.012 in. orifice, 30° pattern
1026716	Button nozzle, 2 orifice, 0.016 in. orifice, 30° pattern
1026717	Button nozzle, 2 orifice, 0.016 in. orifice, 90° pattern
1026718	Button nozzle, 2 orifice, 0.018 in. orifice, 30° pattern
1026719	Button nozzle, 2 orifice, 0.018 in. orifice, 45° pattern
1026720	Button nozzle, 2 orifice, 0.020 in. orifice, 30° pattern
1026721	Button nozzle, 2 orifice, 0.020 in. orifice, 45° pattern
1026722	Button nozzle, 2 orifice, 0.025 in. orifice, 45° pattern
1026723	Button nozzle, 2 orifice, 0.025 in. orifice, 90° pattern
1026724	Button nozzle, 3 orifice, 0.020 in. orifice, 30° pattern
1026725	Button nozzle, 3 orifice, 0.025 in. orifice, 60° pattern
1026726	Button nozzle, 4 orifice, 0.020 in. orifice, 90° and 45° pattern

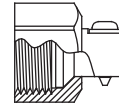
# E-900 and EM-900 Modules

## Right-Angle Nozzles

Single-orifice



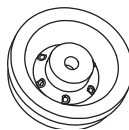
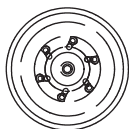
Dual-orifice



Part Number	Description
1026727	Right-angle nozzle, 1 orifice, 0.028 in. orifice
1026728	Right-angle nozzle, 1 orifice, 0.012 in. orifice
1026729	Right-angle nozzle, 1 orifice, 0.014 in. orifice
1026730	Right-angle nozzle, 1 orifice, 0.016 in. orifice
1026731	Right-angle nozzle, 1 orifice, 0.018 in. orifice
1026732	Right-angle nozzle, 1 orifice, 0.020 in. orifice
1026733	Right-angle nozzle, 1 orifice, 0.025 in. orifice
1026734	Right-angle nozzle, 1 orifice, 0.030 in. orifice
1026735	Right-angle nozzle, 1 orifice, 0.040 in. orifice
1026736	Right-angle nozzle, 2 orifice, 0.014 in. orifice
1026737	Right-angle nozzle, 2 orifice, 0.016 in. orifice
1026738	Right-angle nozzle, 2 orifice, 0.018 in. orifice
1026739	Right-angle nozzle, 2 orifice, 0.020 in. orifice
1026740	Right-angle nozzle, 2 orifice, 0.025 in. orifice
1026741	Right-angle nozzle, 2 orifice, 0.030 in. orifice
1026742	Right-angle nozzle, 2 orifice, 0.040 in. orifice
1026743	Right-angle nozzle, dual, 0.012 in. insert, 90°
1026744	Right-angle nozzle, dual, 0.014 in. insert, 90°
1026745	Right-angle nozzle, dual, 0.016 in. insert, 90°

**Note:** These nozzles are not interchangeable with E-350 nozzles. E-900 and EM-900 threads are 1/2-24; E-350 threads are 3/8-24 UNF-2B.

## Swirl Nozzles



Part Number	Description
1026094	Nozzle and nut, fine swirl, 0.025 in. orifice
1026090	Nozzle and nut, 0.030 in. orifice
1026091	Nozzle and nut, 0.046 in. orifice
1026093	Nozzle and nut, 0.055 in. orifice
1026087	Kit, swirl adapter



# Nozzle Cleaning Kits and Nozzle Guards

## Nozzle Cleaning Kits

Component	Part Number	Description	Comments
<b>Hot melt nozzle cleaning kit</b>	901915	Hot melt nozzle complete cleaning kit	Includes pin vise, three vials of nozzle probes, (25 probes per vial) and wooden box. Items may be ordered separately. Includes one each.
	901925	<ul style="list-style-type: none"> <li>• Tool box assembly</li> </ul>	
	901916	<ul style="list-style-type: none"> <li>• Pin vise</li> </ul>	25 probes per vial.
	901922	<ul style="list-style-type: none"> <li>• Probe, 0.12 mm (0.007 in.) diameter</li> </ul>	
	901923	<ul style="list-style-type: none"> <li>• Probe, 0.28 mm (0.011 in.) diameter</li> </ul>	
	901924	<ul style="list-style-type: none"> <li>• Probe, 0.36 mm (0.014 in.) diameter</li> </ul>	
<b>E-100 nozzle cleaning kit</b>	1031803	E-100 nozzle complete cleaning kit	Includes 10 probes per vial. Items may be ordered separately. Includes 25 probes per vial.
	901922	<ul style="list-style-type: none"> <li>• Probe, 0.12 mm (0.007 in.) diameter</li> </ul>	Includes 10 probes per vial.
	901923	<ul style="list-style-type: none"> <li>• Probe, 0.28 mm (0.011 in.) diameter</li> </ul>	
	901924	<ul style="list-style-type: none"> <li>• Probe, 0.36 mm (0.014 in.) diameter</li> </ul>	
	1032002	<ul style="list-style-type: none"> <li>• Probe, 0.46 mm (0.018 in.) diameter</li> </ul>	
	1032003	<ul style="list-style-type: none"> <li>• Probe, 0.58 mm (0.023 in.) diameter</li> </ul>	
	1032004	<ul style="list-style-type: none"> <li>• Probe, 0.74 mm (0.028 in.) diameter</li> </ul>	
	1032005	<ul style="list-style-type: none"> <li>• Probe, 0.97 mm (0.038 in.) diameter</li> </ul>	
	1032006	<ul style="list-style-type: none"> <li>• Probe, 1.22 mm (0.048 in.) diameter</li> </ul>	
	1032007	<ul style="list-style-type: none"> <li>• Probe, 1.5 mm (0.059 in.) diameter</li> </ul>	
1019233	<ul style="list-style-type: none"> <li>• Tools, Pin vises</li> </ul>	Includes one.	
<b>Adapter/nut pair (order together)</b>	804204	Adapter	Use with H-20 nozzles on H-200 applicators. Use with part number 804205 (retaining nut). Use with part number 804204 (adapter).
	804205	Retaining nut	

**Note:** *Cleaning items may be ordered separately.*

## Nozzle Guards

Part Number	Description
165698	RC (reduced cavity) nozzle guard; includes 10 guards
178390 <sup>(1)</sup>	H-200 nozzle guard kit; use with 237XXX Series nozzles. Includes 10 guards and 20 screws.
178392	H-20 nozzle guard kit; use with 232XXX Series nozzles. Includes 10 guards and 20 screws.

<sup>(1)</sup> *Do not use with 7.6 mm (0.300 in.) engagement nozzles.*

# Nozzle Cleaning Kits and Nozzle Guards

This page intentionally blank



# AltaSpray™ Plus Applicators

## Description

AltaSpray Plus applicators provide the flexibility and performance capabilities of a single-platform, hot melt adhesive dispensing design. The streamlined, economical configuration helps reduce initial investment and ongoing cost of ownership. Simplified system connectivity and fewer cabling requirements optimize applicator use with AltaBlue series adhesive melters.

Interchangeable modules and nozzles add manufacturing efficiency and improve product performance. AltaSpray Plus applicators are compatible with Universal UM25 and UM50 modules and CF200 modules. Modules accept numerous dispensing technologies, including CF200 nozzles and Universal CF, Summit, and Signature nozzles for lamination, and Universal SureWrap and Allegro nozzles for elastic attachment.

The angled manifold reduces air turbulence, improving pattern stability and web-routing options. An integrated air heater uses a thin-film flow design that enhances heating efficiency to produce consistent spray patterns, while reducing power consumption. Optional custom-fitted insulating jackets reduce heat loss, increase energy efficiency, and significantly minimize the chance of incidental contact with heated surfaces.

Uniform thermal profile and advanced hydraulic features deliver superior product performance, increased efficiency, and output uniformity. Common parts minimize inventory and speed product changeovers. The AirGuard separator protects the air chamber from adhesive contamination during module changeout. The ability to rebuild all components increases service life and reduces cost of ownership.



## Primary Features

- Efficiently accommodate numerous spraying and coating technologies
- Minimize cost of ownership and initial investment
- Simplify installation and service with less downtime

# AltaSpray™ Plus Applicators

## AltaSpray Plus Applicators

Applicator Width	Plus PN	Description	RTD Type	Support Module	Similar AltaSpray PN
50 mm	7407289	XXE01-TXVCX-ASP	Ni120	UM25/UM50	7402704
	7407290	XXE01-MXVCX-ASP	PT100	UM25/UM50	7402709
100 mm	7407226	XXE04-TXVCX/025.0-ASP	Ni120	UM25	1081326
	7407227	XXE04-MXVCX/025.0-ASP	PT100	UM25	1081327
	7407228	XXE02-TXVCX/050.0-ASP	Ni120	UM50	None
	7407229	XXE02-MXVCX/050.0-ASP	PT100	UM50	None
200 mm	7407230	XXE08-TXVCX/025.0-ASP	Ni120	UM25	1081328
	7407231	XXE08-MXVCX/025.0-ASP	PT100	UM25	1081329
	7407232	XXE04-TXVCX/050.0-ASP	Ni120	UM50	None
	7407233	XXE04-MXVCX/050.0-ASP	PT100	UM50	None
300 mm	7407234	XXE12-TXVCX/025.0-ASP	Ni120	UM25	1081340
	7407235	XXE12-MXVCX/025.0-ASP	PT100	UM25	1081341
	7407236	XXE06-TXVCX/050.0-ASP	Ni120	UM50	None
	7407237	XXE06-MXVCX/050.0-ASP	PT100	UM50	None
400 mm	7407238	XXE16-TXVCX/025.0-ASP	Ni120	UM25	1081342
	7407239	XXE16-MXVCX/025.0-ASP	PT100	UM25	1081343
	7407240	XXE08-TXVCX/050.0-ASP	Ni120	UM50	None
	7407241	XXE08-MXVCX/050.0-ASP	PT100	UM50	None
500 mm	7407242	XXE20-TXVCX/025.0-ASP	Ni120	UM25	1081344
	7407243	XXE20-MXVCX/025.0-ASP	PT100	UM25	1081345
	7407244	XXE10-TXVCX/050.0-ASP	Ni120	UM50	None
	7407245	XXE10-MXVCX/050.0-ASP	PT100	UM50	None
600 mm	7407246	XXE24-TXVCX/025.0-ASP	Ni120	UM25	1081346
	7407247	XXE24-MXVCX/025.0-ASP	PT100	UM25	1081347
	7407248	XXE12-TXVCX/050.0-ASP	Ni120	UM50	None
	7407249	XXE12-MXVCX/050.0-ASP	PT100	UM50	None
800 mm	7407250	XXE32-TXVCX/025.0-ASP	Ni120	UM25	None
	7407251	XXE32-MXVCX/025.0-ASP	PT100	UM25	None
	7407252	XXE16-TXVCX/050.0-ASP	Ni120	UM50	7402264
	7407253	XXE16-MXVCX/050.0-ASP	PT100	UM50	7402274
1000 mm	7407254	XXE40-TXVCX/025.0-ASP	Ni120	UM25	None
	7407255	XXE40-MXVCX/025.0-ASP	PT100	UM25	None
	7407256	XXE20-TXVCX/050.0-ASP	Ni120	UM50	7402271
	7407257	XXE20-MXVCX/050.0-ASP	PT100	UM50	7402275
1200 mm	7407258	XXE48-TXVCX/025.0-ASP	Ni120	UM25	None
	7407259	XXE48-MXVCX/025.0-ASP	PT100	UM25	None
	7407260	XXE24-TXVCX/050.0-ASP	Ni120	UM50	7402276
	7407261	XXE24-MXVCX/050.0-ASP	PT100	UM50	7402277

## Replacement Parts and Kits

### Solenoid Valve Installation Kit

*(Purchased separately - includes solenoid and all fittings required for installation)*

Part Number	Description	Number Required Per Module
1082801	Kit, install, solenoid, 24 VDC	One solenoid supports up to 100 mm of coverage

### AltaSpray Plus Applicator Insulating Jackets

*(Purchased separately)*

Part Number	Description	Applicator Compatibility Maximum Coverage
7407301	Kit, jacket, insulating, applicator, 50 mm, ASP	50 mm
7407302	Kit, jacket, insulating, applicator, 100 mm, ASP	100 mm
7407303	Kit, jacket, insulating, applicator, 200 mm, ASP	200 mm
7407304	Kit, jacket, insulating, applicator, 300 mm, ASP	300 mm
7407305	Kit, jacket, insulating, applicator, 400 mm, ASP	400 mm
7407306	Kit, jacket, insulating, applicator, 500 mm, ASP	500 mm
7407307	Kit, jacket, insulating, applicator, 600 mm, ASP	600 mm
7407308	Kit, jacket, insulating, applicator, 800 mm, ASP	800 mm
7407309	Kit, jacket, insulating, applicator, 1000 mm, ASP	1000 mm
7407310	Kit, jacket, insulating, applicator, 1200 mm, ASP	1200 mm

### Speed-Coat Applicator Insulating Jacket

*(Purchased separately)*

Part Number	Description
7407513	Kit, jacket, insulating, applicator, Speed-Coat, ASP

### Module Service Kits

Part Number	Description
860892	Kit, CF200 module rebuild, one module, with needle
1055411	Kit, CF200 module rebuild, ten modules, with needle
1049909	Kit, rebuild, minor, UM22/UM25/UM50
1049908	Kit, rebuild, major, UM22/UM25/UM50
1049908	Kit, tool, rebuild, UM22/UM25/UM50

# AltaSpray™ Plus Applicators

## Cordsets

Part Number	Description
7407144	Cordset assembly, 5 wire, 6000, Ni120
7407145	Cordset assembly, 5 wire, PT100, RD
7407146	Cordset assembly, 5 wire, Ni120
7407147	Cordset assembly, 5 wire, PT100, SQ

## Heater Service Kits

*(Kits include heater cartridge with pre-crimped ferrules and a terminal block)*

Part Number	Description
7407311	Kit, heater, cartridge, 0.75D, 1.62L, 300 W, 120V
7407312	Kit, heater, cartridge, 0.50D, 3.75L, 600 W, 240V
7407313	Kit, heater, cartridge, 0.50D, 9L, 800 W, 240V
7407314	Kit, heater, cartridge, 0.50D, 9L, 1000W, 240V
7407315	Kit, heater, cartridge, 0.50D, 12.5L, 1000 W, 240V
7407316	Kit, heater, cartridge, 0.50D, 12.5L, 1400 W, 240V
7407317	Kit, heater, cartridge, 0.50D, 16L, 1300 W, 240V
7407318	Kit, heater, cartridge, 0.50D, 16L, 1800 W, 240V
7407319	Kit, heater, cartridge, 0.50D, 19.5L, 1800 W, 240V
7407320	Kit, heater, cartridge, 0.50D, 19.5L, 2000 W, 240V
7407321	Kit, heater, cartridge, 0.50D, 26.5L, 2000 W, 240V

## Sensor Service Kits

*(Kits include sensor cartridge with pre-crimped ferrules and a terminal block.)*

Part Number	Configuration	Description
1082564	All T-style (nickel 120 ohm RTD-based)	Kit, service, sensor, RTD, Ni120
1082565	All M-style (platinum 100 ohm RTD-based)	Kit, service, sensor, RTD, PT100

## Filter Service Kit

*(Kits includes filter screen and O-ring.)*

Part Number	Configuration	Description
1082562	All designs - order one kit per filter	Kit, service, screen, filter, 0.006

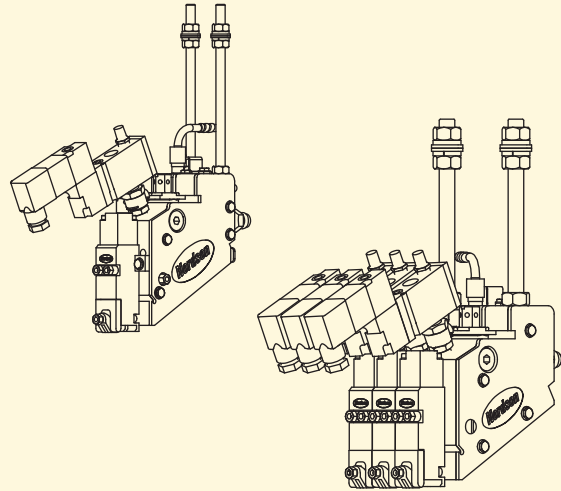


# Universal™ Applicators

## Description

Universal applicators represent the very latest in adhesive spray application performance and flexibility. Universal applicators feature the popular pneumatically actuated Universal Series modules. These modules provide application flexibility by accepting numerous nozzle types on a single platform.

Commonality of components minimizes spares requirements and vastly improves serviceability. This compact, advanced design delivers uniform heating and accurate adhesive output in support of a wide variety of product assembly applications.



## Configuration

			1	2	3	4	5	6	7	8	9	10	11	12	13	14	15	16	17	18		19
<b>U</b>	<b>A</b>	<b>-</b>	<b>U</b>	<b>M</b>	<b>2</b>	<b>5</b>	<b>X</b>	<b>E</b>	<b>1</b>	<b>5</b>	<b>-</b>	<b>M</b>	<b>X</b>	<b>V</b>	<b>C</b>	<b>N</b>	<b>/</b>	<b>0</b>	<b>2</b>	<b>5</b>	<b>.</b>	<b>0</b>

<b>Boxes 1-4 Module Type</b>		<b>Box 6 Module Spacing</b>		<b>Box 12 Filter</b>	
CF22	200 Series Controlled Fiberization	X	NA (1 or 2 modules)	V	Vertical
UM22	22 mm Universal module	E	Even	F	Threaded filter option
UM25	25 mm Universal module	S	Special		
UM50	50 mm Universal module				
UMSC	25 mm Speed-Coat (high speed)	<b>Boxes 7-8 No. of Modules</b>		<b>Box 13 Module Actuation</b>	
UMSN	25 mm Speed-Coat (high speed) no boost solenoid	##		C	Common
UR22	22 mm Universal module, right-angle			I	Independent
UR25	25 mm Universal module, right-angle	<b>Box 10 Cordset</b>		P	Programmed
XXXX	No modules - purchased separately	T		<b>Box 14 Solenoid Valve</b>	
		M		X	None/NA
		S		N	24 VDC direct
<b>Box 5 Module Option</b>				<b>S</b>	
X	Standard	<b>Box 11 Electrical Zones</b>			
O	OptiStroke	X		Standard	
S	Special	8		Low power	
		S		Special	
				<b>Boxes 16-19</b>	
				###.#	

**NOTE:** Options highlighted in light gray are non-configurable.

# Universal™ Applicators

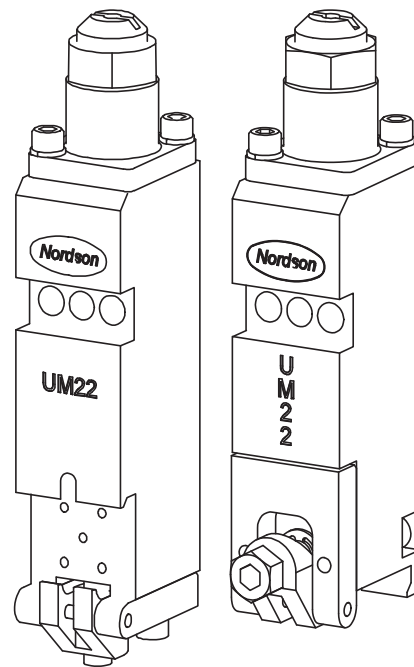
## Universal Applicator Modules

### Universal 22 mm (UM22) Modules and Rebuild Kits

Nordson UM22 Universal modules offer speed, repeatability and long life in an economical package. These pneumatically actuated modules feature an innovative seal cartridge assembly that simplifies rebuilding and ensures repeatable performance. UM22 modules are compatible with the Universal Series nozzles, providing application flexibility and reducing inventory requirements. Modules are fully compatible with applicators equipped with CF200 Series spray modules mounted on 22 mm or greater centers.

**NOTE:** *UM22 modules are compatible with all 22 mm Universal Series nozzles.*

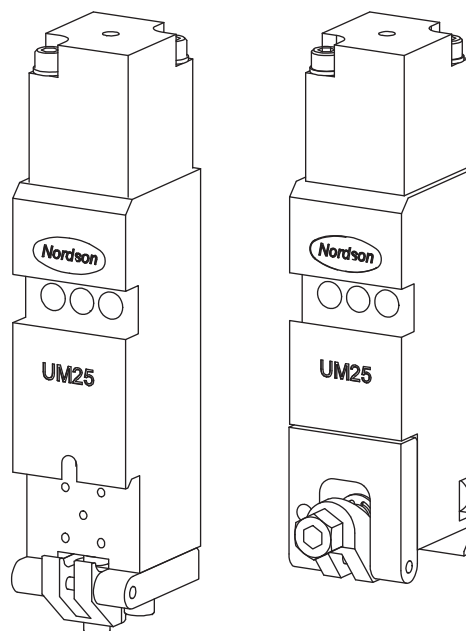
Part Number	Description
1048999	Standard module
1054932	Right-angle module
1096513	Stainless-steel module
1063255	Universal Series blank module
1049909	Rebuild kit, UM22/25, minor
1049908	Rebuild kit, UM22/25, major



### Universal 25 mm (UM25) Modules and Rebuild Kits

Nordson UM25 Universal modules offer speed, repeatability and long life in an economical package. These pneumatically actuated modules feature an innovative seal cartridge assembly that simplifies rebuilding and ensures repeatable performance. UM25 modules are compatible with the Universal Series nozzles, providing application flexibility and reducing inventory requirements. Modules are fully compatible with applicators equipped with CF200 Series spray modules mounted on 25 mm or greater centers.

Part Number	Description
1048996	Standard module
1050434	Right-angle module
1097305	Stainless-steel module
1063255	Universal Series blank module
1049909	Rebuild kit, UM22/25, minor
1049908	Rebuild kit, UM22/25, major



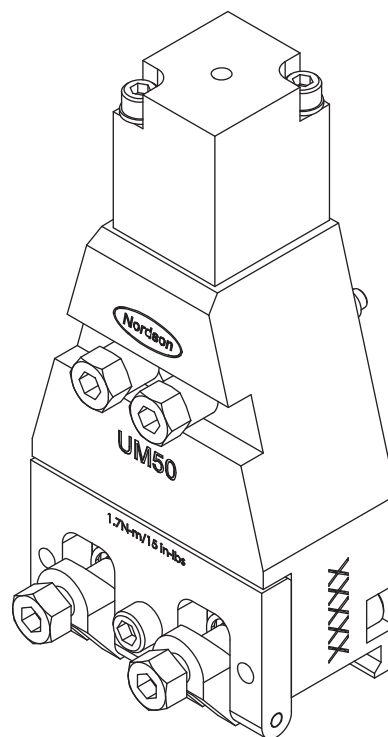


## Universal 50 mm (UM50) Modules and Rebuild Kits

Nordson UM50 Universal modules represent an economical choice for continuous coating applications. These pneumatically actuated modules feature an innovative seal cartridge assembly that simplifies rebuilding and ensures repeatable performance. UM50 modules are compatible with the Universal Series nozzles, providing application flexibility and reducing inventory requirements. Modules are fully compatible with applicators equipped with CF200 Series spray modules mounted on 50 mm or greater centers.

**NOTE:** UM50 modules are compatible with all 25 mm Universal Series nozzles and 22 mm Universal CF nozzles.

Part Number	Description
1059601	Standard module
1063255	Universal Series blank module
1049909	Rebuild kit, UM22/25, minor
1049908	Rebuild kit, UM22/25, major

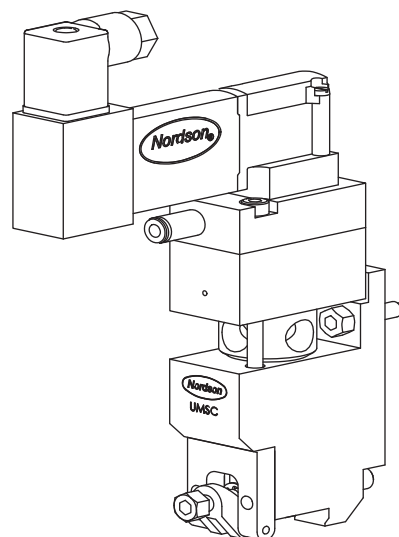


## High Speed Universal (UMSC) Modules

Nordson 25 mm Universal Speed-Coat modules are pneumatically actuated, rebuildable, and feature snuff-back operation, enhancing pattern control at the leading and trailing edges. Universal Speed-Coat modules are compatible with Universal Series nozzles, thereby offering application flexibility and reducing inventory requirements.

**NOTE:** UMSC Modules are compatible with all 25 mm Universal Series nozzles and 22 mm Universal CF nozzles.

Part Number	Description
1050550	UMSC module, complete with spray adapter
1049216	Spray adapter kit
7162040	Control module only




# Universal™ Applicators

This page intentionally blank



## Universal Applicator Filter Assembly

Part Number	Description	Qty
1049206	Filter, assembly, UA, I/O	-
1049208	• Screen, filter, UA, I/O, 0.006	1
940223	• O-ring, Viton, 0.989 ID x 0.070 W, BR, 10422	1
1120201	• Lubricant, O-ring, NSF-H1, 10 ml tube	1
1095822	Filter, assembly, UA, I/O, threaded	-
1095441	• Screen, filter, UA, I/O, 0.066, 0.811 x 1.91	1
941172	• O-ring, Viton, 0.813 x 1.000 x 0.94, 10517	1



## Universal Applicator Heater/Sensor Cordset Assemblies

**NOTE:** Standard electrical configurations minimize the number of cordsets. Low power options limit the power of each cordset, but increase the quantity.

### M-Style Platinum 100 Ohm RTD, 240V—Standard

Adhesive Section				Air Section			
Part Number	Quantity	Manifold Width (mm)	Watts	Part Number	Quantity	Manifold Width (mm)	Watts
1068071	1	50	400	1051011	1	50 or 100	200
1067913	1	100, 150 or 400*	700	1068075	1	150 or 400*	400
1067917	1	275	1400	1068091	1	275	800
1067917	2	525	1400	1068091	2	525	800

\*Adhesive Section: 1st cordset - 1067913; 2nd cordset- 1067917. Air Section: 1st cordset - 1068075; 2nd cordset - 1068091.

### M-Style Platinum 100 Ohm RTD, 240V—Low Power Zone Options

Adhesive Section				Air Section			
Part Number	Quantity	Manifold Width (mm)	Watts	Part Number	Quantity	Manifold Width (mm)	Watts
1068071	1	50	400	1051011	1	50 or 100	200
1067913	1	100 or 150	700	1068075	1	150	400
1067913	2	275	700	1068075	2	275	400
1067913	3	400	700	1068075	3	400	400
1067913	4	525	700	1068075	4	525	400

### T-Style Nickel 120 Ohm RTD, 240V—Standard

Adhesive Section				Air Section			
Part Number	Quantity	Manifold Width (mm)	Watts	Part Number	Quantity	Manifold Width	Watts
1068070	1	50	400	1050984	1	50 or 100	200
1067912	1	100, 150 or 400*	700	1068070	1	150 or 400*	400
1067916	1	275	1400	1068077	1	275	800
1067916	2	525	1400	1068077	2	525	800

\*Adhesive section: 1st cordset - 1067912; 2nd cordset- 1067916. Air section: 1st cordset - 1068070; 2nd cordset - 1068077.

# Universal™ Applicators

## Accessories

### Universal Applicator Heater/Sensor Cordset Assemblies (contd.)

#### T-Style Nickel 120 Ohm RTD, 240V—Low Power Zone Options

Adhesive Section				Air Section			
Part Number	Quantity	Manifold Width (mm)	Watts	Part Number	Quantity	Manifold Width (mm)	Watts
1068070	1	50	400	1050984	1	50 or 100	200
1067912	1	100 or 150	700	1068070	1	150	400
1067912	2	275	700	1068070	2	275	400
1067912	3	400	700	1068070	3	400	400
1067912	4	525	700	1068070	4	525	400

#### H-Style Nickel 120 Ohm RTD, 240V—Low Power Zone Option

Adhesive Section				Air Section			
Part Number	Quantity	Manifold Width (mm)	Watts	Part Number	Quantity	Manifold Width (mm)	Watts
1072938	1	50	400	1072939	1	50 or 100	200
1072937	1	100 or 150	700	1072938	1	150	400
1072937	2	275	700	1072938	2	275	400
1072937	3	400	700	1072938	3	400	400
1072937	4	525	700	1072938	4	525	400

### Universal Applicator Cordset Replacement Heaters

#### Standard Zones

Adhesive Section				Air Section			
Part Number	Quantity	Manifold Width (mm)	Watts	Part Number	Quantity	Manifold Width	Watts
1068008	1	50	400 @ 240V	1050950	1	50 or 100	200 @ 240V
1067753	1	100, 150 or 400*	700 @ 240V	1050037	1	150 or 400*	400 @ 240V
1067754	2	275	700 @120V	1068009	2	275	400 @ 240V
1067754	4	525	700 @120V	1068009	2	525	400 @ 240V

\*Adhesive section: 1st cordset - 1067753 (1); 2nd cordset- 1067754 (2). Air section: 1st cordset 1050037 (1); 2nd cordset - 1068009 (2).

#### Low Power Zone Options

Adhesive Section				Air Section			
Part Number	Quantity	Manifold Width (mm)	Watts	Part Number	Quantity	Manifold Width (mm)	Watts
1068008	1	50	200 @ 240V	1050950	1	50 or 100	200 @ 240V
1067753	1	100 or 150	700 @ 240V	1050037	1	150	400 @ 240V
1067753	2	275	700 @ 240V	1050037	2	275	400 @ 240V
1067753	3	400	700 @ 240V	1050037	3	400	400 @ 240V
1067753	4	525	700 @ 240V	1050037	4	525	400 @ 240V



## Universal Applicator Cordset Replacement Sensors

Part Number	Hose Type
1068941	Nickel 120 ohm RTD, standard and water-wash cordsets
1061617	Platinum 100 ohm RTD, 240V

## Universal Applicator Solenoids

Part Number	Description	Comments
1062017	Solenoid, Saturn, UA, L3, 24 VDC, ST, RV, LED	Standard 24 VDC
1067905	Coupling, insert, quick disconnect	Assembled on MFLD
1049261	Coupling, body, quick disconnect	Assembled on solenoid, included with 1062017
1058059	Muffler, polyethylene 1/4 NPT, Saturn	Replacement muffler
1058523	Connector, electric, solenoid, clear, LED, 24 VDC	Replacement solenoid electrical connector

# Universal™ Applicators

## Accessories

This page intentionally blank



# Universal™ Applicators

Cables

## T-Style Nickel 120 Ohm RTD Low Power Applicator Extension Cables for Use with 3000, 6000, VL100, VL300, and VL500 Melters

Part Number	Length (mm)	Length (ft)
1123791	2	7
1123792	4	13
1123793	6	20
1123794	8	26
1123795	10	33
1123796	12	39
1123797	15	49

## T-Style Nickel 120 Ohm RTD High Power Applicator Extension Cables for Use with 3000, 6000, VL100, VL300, and VL500 Melters

Part Number	Length (mm)	Length (ft)
1123764	6	20
1123765	8	26
1123766	10	33
1123767	12	39
1123768	15	49
1049327 (air section only)	19.8	65
1123769	20	66

# Universal™ Applicators

## Cables

### T-Style Nickel 120 Ohm RTD Hose/Applicator Extension Cables for Use with 3000, 6000, VL100, VL300, and VL500 Melters

Part Number	Length (mm)	Length (ft)
115576	0.61	2
115577	1.83	6
115578	3.66	12
115579	5.49	18
115580	7.32	24
115581	9.14	30
152812	12.19	40
149958	15.24	50

① APPLICATOR HEATER

② APPLICATOR HEATER

③ APPLICATOR RTD

④ HOSE HEATER

⑤ HOSE/APPLICATOR RTD

⑥ HOSE HEATER

⊕ GROUND

⑧ HOSE RTD

⑨ HIGH POWER APPLICATOR HEATER

⑩ \_\_\_\_\_

⑪ \_\_\_\_\_

⑫ \_\_\_\_\_



## T-Style Nickel 120 Ohm RTD Adapter Cables for Use with 3000, 6000, VL100, VL300, and VL500 Melters

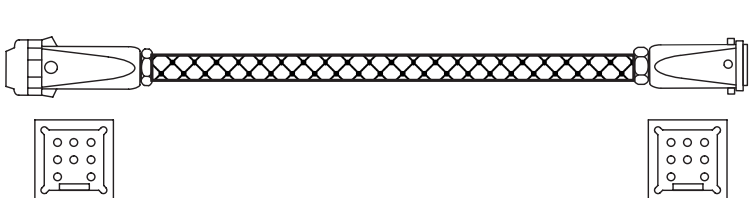
Part Number	Description	
310893	2 hose cordsets	
109333	1 hose, 1 high power cable	
116998	2 low-power cordsets	
113543	2 low-power extension cables	

# Universal™ Applicators

## Cables

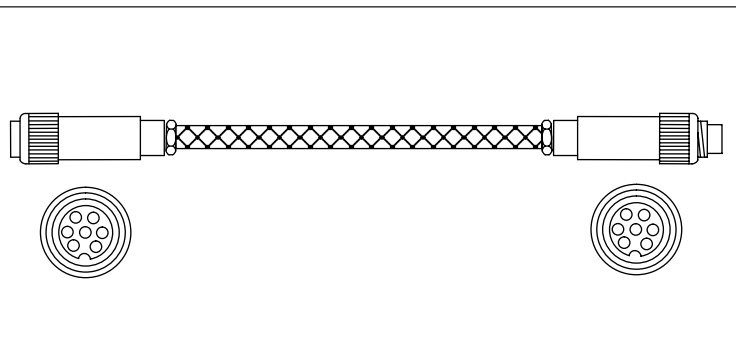
### M-Style Platinum 100 Ohm RTD Extension Cables for Adhesive Section of ATS, Meltex, and VersaBlue Melters with PT100 Controllers

Part Number	Length (mm)	Length (ft)
1070737	4	13
1070738	6	20
1070739	8	26
1070740	10	33
1070741	12	39
1070742	15	49
1070743	20	66

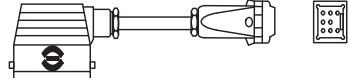
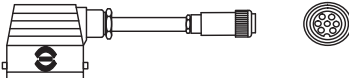
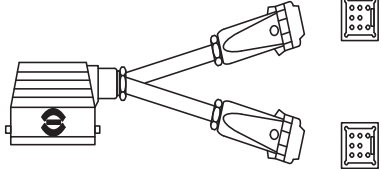
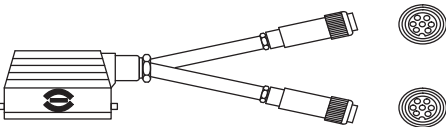
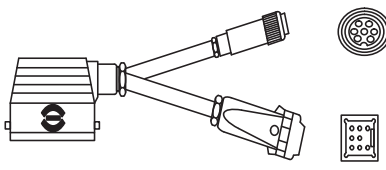


### M-Style Platinum 100 Ohm RTD Extension Cables for Air Section of ATS, Meltex, and VersaBlue Melters with PT100 Controllers

Part Number	Length (mm)	Length (ft)
1070723	1	3
1070724	2	10
1070725	4	13
1070726	6	20
1070727	8	26
1070728	10	33
1070729	12	39
1070730	15	49
1070731	20	66
1070732	25	82



## M-Style Platinum 100 Ohm RTD Adapter Cables for Use with ATS Melters

Part Number	Description	Illustration
289761	1 applicator adhesive zone, 0.3 m (11.8 in.), Feko*	
291216	1 applicator adhesive zone, 0.3 m (11.8 in.), PT100	
289763	1 applicator air zone, 0.3 m (11.8 in.), Feko*	
291223	1 applicator air zone, 0.3 m (11.8 in.), PT100	
289762	2 applicator adhesive zone, 0.3 m (11.8 in.), Feko*	
291217	2 applicator adhesive zone, 0.3 m (11.8 in.), PT100	
289764	2 applicator air zone, 0.3 m (11.8 in.), Feko*	
291218	2 applicator air zone, 0.3 m (11.8 in.), PT100	
289153	1 applicator adhesive zone and one air zone, 0.3 m (11.8 in.), Feko*	
291215	1 applicator adhesive zone and one air zone, 0.3 m (11.8 in.), PT100	
316269	1 applicator adhesive zone and one air zone, 0.3 m (11.8 in.), Feko*	
413913	1 applicator adhesive zone and one air zone, 0.3 m (11.8 in.), PT100	
403475	1 applicator adhesive zone and one air zone, 1 m (39.4 in.), PT100	

\*Feko for use with MX units with J-Type thermocouple controls.

# Universal™ Applicators

## Cables

This page intentionally blank.



# Air Control Kits, Hose Fittings, and Regulators

## Pattern Air Control Kits (PACK) and Replacement Parts

Pattern air control kits are common to all non-contact application systems.

**NOTE:** Line reference cables are not included in the kits and must be purchased separately.

Part Number	Description	Comment
1056192	Pattern air control kit, 4–20 mA	0–1 bar (0–15 psi) range
1056193	Pattern air control kit, 0–10 VDC	
1056194	Regulator, air control, I/P, 4–20 mA	
1056195	Regulator, air control, E/P, 0–10 VDC	
1036518	Pattern air control kit, 4–20 mA	0–3.5 bar (0–50 psi) range
1036520	Pattern air control kit, 0–10 VDC	
1044432	Regulator, air control, I/P, 4–20 mA	
1059047	Regulator, air control, E/P, 0–10 VDC	
1058993	Cable, regulator, air control, 30 m (98 ft)	Line reference (input) signal cables
1059041	Cable, regulator, air control 20 m (65.5 ft)	
1059045	Cable, regulator, air control 10 m (33 ft)	
1059046	Cable, regulator, air control 30 m (98 ft), bare end	
1044033	Filter, element, particulate, #111585	
1044036	Filter, element, H2O Separ., #AMG-EL150	
1044037	O-ring, Filter bowl, #111512	

## Accessories

### Hose Fittings

Part Number	Description
972628	Hose connector, 9/16-18, straight
972647	Hose connector, 9/16-18, 45-degree swivel
972646	Hose connector, 9/16-18, 90-degree swivel

### Precision Air Regulators

Part Number	Description
1020683	Regulator/gauge kit, 0–15 PSIG (0–1 bar)
1020684	Regulator/gauge kit, 0–30 PSIG (0–2 bar)
1020748	Regulator/gauge Kit, 0–50 PSIG (0–3.3 bar)

# Air Control Kits, Hose Fittings, and Regulators

This page intentionally blank

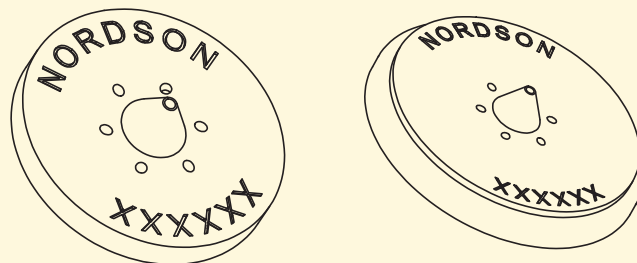


# Non-Contact (Spray) Nozzles

Controlled Fiberization™ Nozzles

## Description

Nordson Controlled Fiberization (CF) nozzles deliver consistent, accurate adhesive patterns for a wide variety of hot melt adhesive spray applications. CF nozzles utilize a series of radially tangential air jets to oscillate a single adhesive fiber, producing patterns ranging from dense, high strength bonds to open patterns for high permeability. CF nozzles are available in three different styles: disk, unibody, and Universal. These nozzles are compatible with the CF200 Series modules as well as with Universal Series modules.



## Standard Frequency (6-Hole) Bronze CF Disk Nozzles

Part Number	Orifice Diameter mm (in.)	Pattern
860548	0.30 (0.012)	Standard
1047071		Wide
758432	0.46 (0.018)	Narrow
860226		Standard
1047073	0.51 (0.020)	Wide
860435		Standard
1047074	0.64 (0.025)	Wide
100728		Standard
810381	0.76 (0.030)	Standard
1047075		Wide

## Disk Nozzle Accessories

Part Number	Description
754766	Torque limiting wrench, 2.26 N•m (20 in.-lb)
119202	Nozzle retaining nut
901915	Nozzle cleaning kit, pin vise with probes

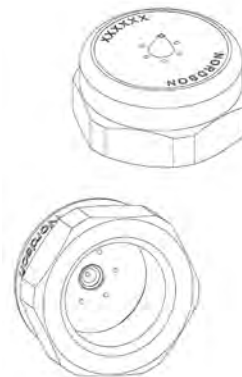
# Non-Contact (Spray) Nozzles

## Controlled Fiberization™ Nozzles

### Unibody (6-Hole) CF Spray Nozzles

These nozzles are compatible with CF200 and Universal modules with the use of an adapter.

Part Number	Orifice Diameter mm (in.)	Pattern
756952	0.30 (0.012)	Narrow
152168		Standard
1046126		Wide
1047032	0.46 (0.018)	Narrow
152171		Standard
1046150		Wide
1047033	0.51 (0.020)	Narrow
152172		Standard
1046151		Wide
1047034	0.64 (0.025)	Narrow
156698		Standard
1046152		Wide
1060556	0.76 (0.030)	Narrow
152173		Standard
1046156		Wide
1020638	CF nozzle adapter, Universal modules	



### Unibody Standard Frequency (6-Hole) Color-Coded Steel Spray Nozzles

These nozzles are compatible with CF200 and Universal modules with the use of an adapter.

Part Number	Orifice Diameter mm (in.)	Pattern	Color Code
753488	0.30 (0.012)	Standard	Brown
753489	0.36 (0.014)	Standard	Gray
753491	0.41 (0.016)	Standard	Green
753492	0.46 (0.018)	Standard	Blue
1046158		Wide	Yellow
753493	0.51 (0.020)	Standard	Red
754963		Wide	Orange
753494	0.64 (.025)	Standard	Pink
753495	0.76 (0.030)	Standard	Black
1046160		Wide	Purple
753496	1.02 (0.040)	Standard	Maroon
1020638	CF nozzle adapter, Universal modules		



## High Frequency (12-Hole) Bronze CF Unibody Nozzles

These nozzles are compatible with CF-200 and Universal modules with the use of an adapter.

Part Number	Orifice Diameter mm (in.)	Pattern
755957	0.30 (0.012)	Standard
1046125		Wide
756306	0.36 (0.014)	Standard
756307	0.41 (0.016)	Standard
755530	0.46 (0.018)	Standard
1046128		Wide
756308	0.51 (0.020)	Standard
756309	0.64 (0.025)	Standard
756115	0.76 (0.030)	Standard
1046154		Wide
1020638	CF nozzle adapter, Universal modules	

## High Frequency (12-Hole) Coated Brass Universal Style CF Spray Nozzles

These nozzles are compatible with Universal modules. No adapter is required.

Part Number	Orifice Diameter mm (in.)	Pattern
1053960	0.30 (0.012)	Standard
1053964		Wide
1053961	0.41 (0.016)	Standard
1053966		Wide
1054730	0.46 (0.018)	Standard
1054731		Wide
1049565	0.51 (0.020)	Standard
1052500		Wide
1053962	0.64 (0.025)	Standard
1053967		Wide
1053963	0.76 (0.030)	Standard
1053968		Wide
1019706	O-ring seal, Universal CF nozzles	
1020638	CF nozzle adapter, Universal modules	

## Unibody Nozzle Accessories

Part Number	Description
940031	Nozzle O-ring seal
133665	Nozzle O-ring seal, 10 pack, with insertion tools
133664	Nozzle O-ring seal, 25 pack, with insertion tools
133663	Nozzle O-ring seal, 100 pack, with insertion tools
754767	Torque limiting wrench, 0.57 N•m (5 in.-lb)
901915	Nozzle cleaning kit, pin vise with probes

# Non-Contact (Spray) Nozzles

Controlled Fiberization™ Nozzles

This page intentionally blank




# Non-Contact (Spray) Nozzles

Summit™ Nozzles

## Description

Nordson Summit nozzles deliver superior control of fiber size, density, and pattern width for numerous product assembly applications. This innovative design uses four radically tangential air jets to oscillate single adhesive fibers, producing a crossing pattern that enhances bonding performance. Controlled adhesive fiber deposition provides greater application uniformity and enhanced product quality. These nozzles are available in versions compatible with UM22 and UM25 modules. Universal Summit nozzles are reversible and may be oriented for either right-hand or left-hand coverage.



## 22 mm Universal Summit Coated Brass Spray Nozzles

Part Number	No. of Orifices	Pattern
1047422	0	Air only
1047423	1	1/4 L/R orientation (~5.5 mm [0.22 in.] width coverage)
1047409		1/4 centered
1047424	2	1/2 L/R orientation (~11 mm [0.44 in.] width coverage)
1047420		1/2 Centered
1047425	3	3/4 L/R orientation (~16.5 mm [0.66 in.] width coverage)
1047421		3/4 centered
1047426	4	Full coverage (~22 mm [0.88 in.] width coverage)
1043328	O-ring seal for 22 mm Universal nozzles (except Universal CF)	

## 25 mm Universal Summit Coated Brass Spray Nozzles

Part Number	No. of Orifices	Pattern
1035875	1	1/4 L/R orientation (~6.35 mm [1/4 in.] width coverage)
1035876		1/4 centered (~6.35 mm [1/4 in.] width coverage)
1035879	2	1/2 L/R orientation (~12.7 mm [1/2 in.] width coverage)
1035880		1/2 centered (~12.7 mm [1/2 in.] width coverage)
1035629	3	3/4 L/R orientation (~19 mm [3/4 in.] width coverage)
1035883		3/4 centered (~19 mm [3/4 in.] width coverage)
1035886	4	Full coverage (~25 mm [1 in.] width coverage)
1022028	O-ring seal for 25 mm Universal modules	

# Non-Contact (Spray) Nozzles

Summit™ Nozzles

This page intentionally blank.

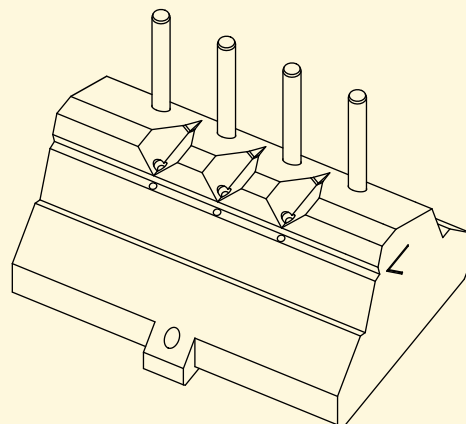


# Non-Contact (Spray) Nozzles

Allegro™ Nozzles

## Description

Nordson Universal Allegro nozzles accurately apply hot melt adhesive to elastic strands used for elasticized legs, leg cuffs, and waistbands on baby diapers, training pants, and adult incontinence products. The patent-pending Allegro nozzle uses an integral strand guide to stabilize the elastic strand, proven slot coating technology, and post slot coating process air to form the adhesive around the entire elastic strand. Allegro nozzles are all-steel construction with a proprietary coating for durability and improved resistance to wear associated with high-speed guiding of the elastic. Allegro nozzles are compatible with UM22 and UM25 modules and may be made to order for specific elastic configuration requirements.



## 2 mm Universal Allegro Coated Steel Nozzles for Thin Elastic

Part Number	No. of Orifices	Distance Between Streams mm (in.)
1120749	1	N/A
1120750	2	2 (0.08)
1120751		3 (0.12)
1120752		4 (0.16)
1120753		5 (0.20)
1120754	3	2 (0.08)
1120755		3 (0.12)
1120756		4 (0.16)
1120757		5 (0.20)
1120758	4	2 (0.08)
1120759		3 (0.12)
1120760		4 (0.16)
1120761		5 (0.20)

NOTE: All nozzles include O-ring part 1043328.

## 25 mm Universal Allegro Coated Steel Nozzles for Thin Elastic

Part Number	No. of Orifices	Distance Between Streams mm (in.)
1120762	1	N/A
1120763	2	2 (0.08)
1120764		3 (0.12)
1120765		4 (0.16)
1120766		5 (0.20)
1120767	3	2 (0.08)
1120768		3 (0.12)
1120769		4 (0.16)
1120770		5 (0.20)
1120771	4	2 (0.08)
1120772		3 (0.12)
1120773		4 (0.16)
1120774		5 (0.20)

NOTE: All nozzles include O-ring part 1022028.

# Non-Contact (Spray) Nozzles

Allegro™ Nozzles

This page intentionally blank.

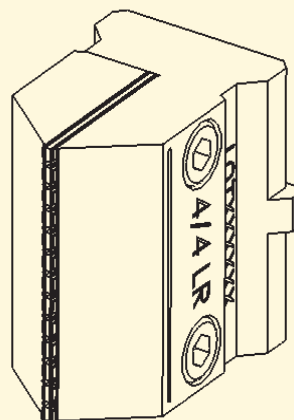


# Non-Contact (Spray) Nozzles

## Signature Continuous Nozzles

### Description

Nordson Signature Continuous nozzles deliver superior pattern control and process robustness for diverse product assembly applications. This all-steel design uses process air to oscillate adhesive fibers, producing a dense random pattern ideally suited to numerous continuous web coating and product assembly applications. Patterns are exceptionally uniform and edge control is good. These nozzles are available in versions compatible with UM22 and UM25 modules. Universal Signature nozzles are reversible and may be oriented for either right-hand or left-hand coverage.



### 22 mm Universal Signature Continuous Spray Nozzles, Standard Flow

Part Number	No. of Orifices	Pattern
1074327	3	1/4 L/R orientation (~5.5 mm [0.22 in.] width coverage)
1074326	5	1/2 L/R orientation (~11 mm [0.44 in.] width coverage)
1074325	8	3/4 L/R orientation (~16.5 mm [.66 in.] width coverage)
1074324	10	Full coverage (~22 mm [0.88 in] width coverage)
254146	Quad-ring seal for Universal Signature nozzles	

### 22 mm Universal Signature Continuous Spray Nozzles, Low Flow

Part Number	No. of Orifices	Pattern
1095243	3	1/4 L/R Orientation (~6.35 mm [1/4 in.] width coverage)
1095244	5	1/2 L/R Orientation (~12.7 mm [1/2 in.] width coverage)
1095245	8	3/4 L/R Orientation (~19 mm [3/4 in.] width coverage)
1095246	10	Full coverage (~25 mm [1 in] width coverage)
254146	Quad-ring seal for Universal Signature nozzles	

### 25 mm Universal Signature Continuous Spray Nozzles, Standard Flow

Part Number	No. of Orifices	Pattern
1072293	3	1/4 L/R orientation (~6.35 mm [1/4 in.] width coverage)
1072292	6	1/2 L/R orientation (~12.7 mm [1/2 in.] width coverage)
1072291	9	3/4 L/R orientation (~19 mm [3/4 in.] width coverage)
1072290	12	Full coverage (~25 mm [1 in] width coverage)
254146	Quad-ring seal for Universal Signature nozzles	

### 25 mm Universal Signature Continuous Spray Nozzles, Low Flow

Part Number	No. of Orifices	Pattern
1095229	3	1/4 L/R orientation (~5.5 mm [0.22 in.] width coverage)
1095240	6	1/2 L/R orientation (~11 mm [0.44 in.] width coverage)
1095241	9	3/4 L/R orientation (~16.5 mm [.66 in.] width coverage)
1095242	12	Full coverage (~22 mm [0.88 in] width coverage)
254146	Quad-ring seal for Universal Signature nozzles	

# Non-Contact (Spray) Nozzles

## Signature Continuous Nozzles

This page intentionally blank.



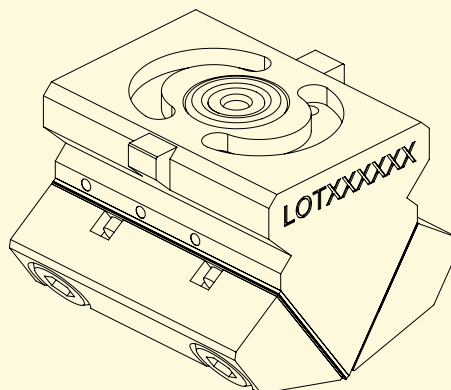


# Non-Contact (Spray) Nozzles

## Signature Intermittent Nozzles

### Description

Signature Intermittent nozzles deliver superior pattern control and process robustness for diverse product assembly applications. This all steel design uses process air to oscillate adhesive fibers, producing a dense random pattern ideally suited to numerous intermittent web coating and product assembly applications. Patterns are exceptionally uniform and edge control is good. These nozzles are available in versions compatible with Universal series modules. Universal Signature nozzles are reversible and may be oriented for either right-hand or left-hand coverage.



### 25 mm Universal Signature Intermittent Spray Nozzles

Part Number	No. of Orifices	Pattern
1088481	6	1/4 L/R orientation (~5.5 mm [0.22 in.] width coverage)
1088480	12.5	1/2 L/R orientation (~11 mm [0.44 in.] width coverage)
1088479	19	3/4 L/R orientation (~16.5 mm [.66 in.] width coverage)
1088478	25	Full coverage (~22 mm [0.88 in] width coverage)
254146	Quad-ring seal for Universal Signature nozzles	

### 22 mm Universal Signature Intermittent Spray Nozzles

Part Number	No. of Orifices	Pattern
1092280	6	1/4 L/R Orientation (~6.35 mm [1/4 in.] width coverage)
1092281	12.5	1/2 L/R Orientation (~12.7 mm [1/2 in.] width coverage)
1092282	19	3/4 L/R Orientation (~19 mm [3/4 in.] width coverage)
1092283	25	Full coverage (~25 mm [1 in] width coverage)
254146	Quad-ring seal for Universal Signature nozzles	

# Non-Contact (Spray) Nozzles

## Signature Intermittent Nozzles

This page intentionally blank.

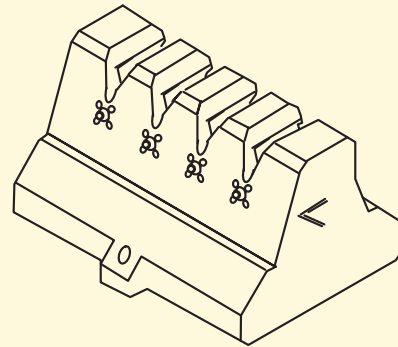


# Non-Contact (Spray) Nozzles

SureWrap™ Nozzles

## Description

Nordson Universal SureWrap nozzles accurately apply hot melt adhesive to elastic strands used for elasticized legs, leg cuffs, and waistbands on baby diapers, training pants, and adult incontinence products. The innovative process uses integral-strand guides and four radially tangential air jets to wrap a dedicated adhesive fiber around each elastic strand. SureWrap nozzles may be made to order for specific elastic configuration requirements. These nozzles are available in geometries suited for thin elastic strands as well as wide elastic ribbons and versions compatible with UM22 and UM25 modules.



## 22 mm Universal SureWrap Coated Brass Spray Nozzles for Thin Elastic

Part Number	No. of Orifices	Spacing mm (in.)
1092336	1	N/A
1092402	2	3 (0.12)
1092349		4 (0.16)
1092339		5 (0.20)
1092344	3	3 (0.12)
1092405		4 (0.16)
1092341		5 (0.20)
1092403	4	3 (0.12)
1092406		4 (0.16)
1092401		5 (0.20)
1043328	O-ring seal for 22 mm Universal SureWrap nozzles	

## 22 mm Universal SureWrap Coated Steel Spray Nozzles for Thin Elastic

Part Number	No. of Orifices	Spacing mm (in.)
1094438	1	N/A
1098940	2	3 (0.12)
1094437		4 (0.16)
1094436		5 (0.20)
1098943	3	3 (0.12)
1060251		4 (0.16)
1094435		5 (0.20)
1060435	4	3 (0.12)
1060252		4 (0.16)
1088841		5 (0.20)
1022028	O-ring seal for 25 mm Universal SureWrap nozzles	

# Non-Contact (Spray) Nozzles

## SureWrap™ Nozzles

### 25 mm Universal SureWrap Coated Brass Spray Nozzles for Thin Elastic

Part Number	No. of Orifices	Spacing mm (in.)
1092330	1	N/A
1092337	2	3 (0.12)
1090528		4 (0.16)
1092308		5 (0.20)
1092348	3	3 (0.12)
1090529		4 (0.16)
1092309		5 (0.20)
1092400	4	3 (0.12)
1092345		4 (0.16)
1092404		5 (0.20)
1022028	O-ring seal for 25 mm Universal SureWrap nozzles	

### 25 mm Universal SureWrap Coated Steel Spray Nozzles for Thin Elastic

Part Number	No. of Orifices	Spacing mm (in.)
1085563	1	N/A
1060603	2	3 (0.12)
1060604		4 (0.16)
1069921		5 (0.20)
1054753	3	3 (0.12)
1069920		4 (0.16)
1090368		5 (0.20)
1080828	4	3 (0.12)
1054752		4 (0.16)
1077926		5 (0.20)
1022028	O-ring seal for 25 mm Universal SureWrap nozzles	


# CF200 Applicators

## Description


Nordson CF200 applicators offer consistent performance and long life in an economical package. The pneumatically actuated CF200 modules are fully rebuildable and compatible with twist-on disk or unibody style CF nozzles.

## Primary Features

- Modular design provides ease of operation and maintenance for reduced downtime.
- Fine spray pattern cools before reaching substrate, eliminating burn-through.
- Edge control to within 3 mm (1/8 in.) allows precise adhesive placement without overspray.



**CF206 HAM**  
(Heated Air Manifold)



**Controlled Fiberization Pattern**  
(Spray)

**NOTE:** CF200 modules are compatible with disk and unibody style twist-on nozzles.

# CF200 Applicators

## Replacement Parts and Kits

### CF Modules and Applicator Jacket

Part Number	Description
144906	Standard module
753166	Right-angle module
1063255	22 mm blank module
1079155	Jacket, insulating, CF201 applicator

### CF201 Applicators (1 Module)

Part Number	Description	Components		Modules Module Part Number
		Heater Cartridge	Cordset Part Number	
100991	CF201-T (938123)	938123	274685	144906
114411	CF201-HAM (938123)	117831	117831	144906
152562	CF201-T-HAM-DF-SV	140648-130W/120V 134838-400W/240V	140061	144906
756018	CF201-M-HAM-DF-SV	140648-130W/120V 134838-400W/240V	152105 - 5 wire 162256 - 7 wire	144906

### CF202 Applicators (2 Modules)

Part Number	Description	Components		Modules Module Part Number
		Heater Cartridge	Cordset Part Number	
100994	CF202-T, 1.0 CTR	103802	274685	144906
755951	CF202-T-HAM-DF	107603 - 350W 159303 - 500W	140061	144906

### CF203 Applicators (3 Modules)

Part Number	Description	Components		Modules Module Part Number
		Heater Cartridge	Cordset Part Number	
124551	CF203-T-HAM, .88 CTR	107603 - 350W 126957 - 400W	140061	144906
755369	CF203-M-HAM-DF-SL	107603 - 350W 159303 - 500W	152105 - 5 Wire 162256 - 7 Wire	144906 144906
754812	CF203-T-HAM-DF-SR	107603 - 350W 159303 - 500W	140061	144906

#### Descriptions:

- T= T-style cordset
- HAM= Heated air manifold
- DF= Diffused module type
- SV= Standard filter, vertical orientation
- SL= Standard filter, left orientation
- SR= Standard filter, right orientation
- CTR= Center distance between modules (in.)
- M= Meltex cordset with platinum RTD

Example: CF201-T-HAM-DF-SV = single module, T-style cordset, heated air manifold, diffused module type, standard filter, vertical orientation



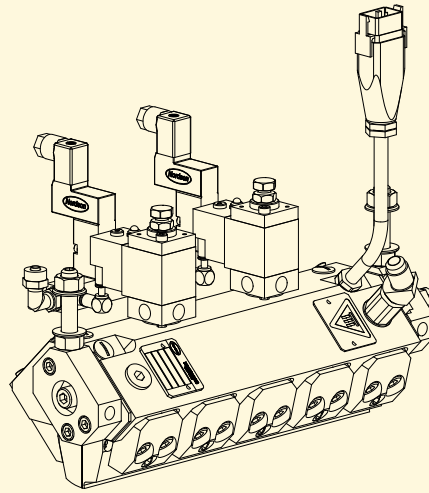
# AltaSlot™ Applicators

## AltaSlot -c and AltaSlot -i

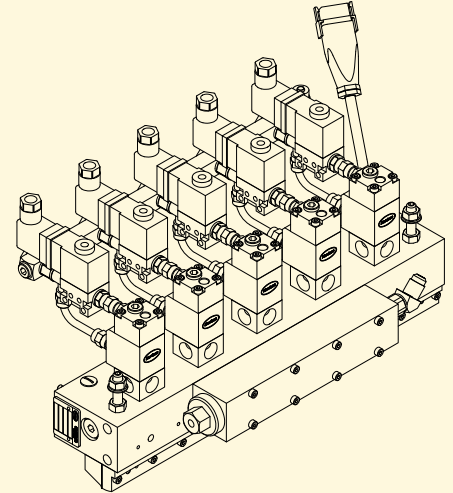
### Description

AltaSlot applicators offer continuous (AltaSlot -c) or intermittent (AltaSlot -i) configurations designed for safe processing, long cycle life and repeatable application patterns. Based on long-proven thermal and hydrodynamic technology, AltaSlot applicators offer reliable performance and simplified set-up.

In addition to a pre-cut shim, a blank shim is provided with each AltaSlot applicator for customer customization. These slot applicators provide flexibility in positioning relative to the substrate for added pattern control.



AltaSlot -c applicator



AltaSlot -i applicator

A compact body design and single adhesive inlet facilitate installation in constrained spaces. For AltaSlot -c applicators, quick-change filter cartridges and solenoids enable fast, easy maintenance.

A variety of application widths are available as is a choice between nickel or platinum RTD sensors.

## Replacement Parts and Kits

### Control Module

Part Number	Description
7103613	Control module TC-D5 adjustable stroke w.valve (AltaSlot -c)
206455	Control module, complete (AltaSlot -i)
402537	Control module EP10, complete (AltaSlot -i)

### Filters

Part Number	Description
7555011	Kit, service, filter sleeve, mesh size 0.2, with pressure relief, L100 (AltaSlot -c)
406589	Nozzle filter MW0,08 w/thd.insert compl. (AltaSlot -i)
316681	Filter cartridge MW0,08 f.EP51-filter (AltaSlot -i)
283343	Filter screw KF25 (AltaSlot -i)

### Seal

Part Number	Description
401853	QUAD-RING®, 8.2 x 1.78 (nozzle seal for both AltaSlot -c and AltaSlot -i)

# AltaSlot™ Applicators

AltaSlot -c and AltaSlot -i

This page intentionally blank.



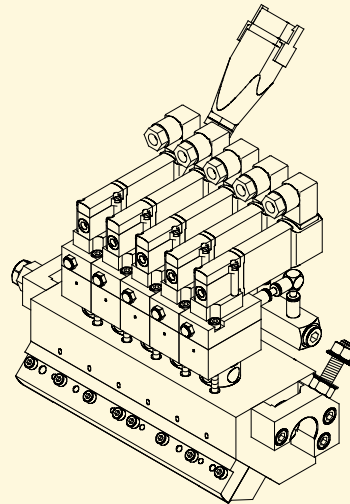


# Speed-Coat® Slot Coating Applicators

## Description

Speed-Coat applicators combine the latest Nordson technology and manufacturing techniques to meet today's high-speed production and application accuracy requirements. The applicator's robust design simplifies setup, delivers long life operation, and produces a highly repeatable pattern, maximizing productivity.

Its flexible design enables the applicator to be customized according to application requirements and its compact design is smaller than other comparable slot applicators, helping to ensure it fits easily on any production line. Speed-Coat applicators are the successor to the popular EP11 and EP12 slot coating product offerings.



## Replacement Parts and Kits

### Control Module

Part Number	Description
7162040	Control module, SC, 24V booster complete
7162060	Control module, SC, 24/48V, complete

### Filters

Part Number	Description
465447	Filter bayonet SC-SM(20), mesh size 0.08, complete
465703	Filter bayonet SC-SM(20), mesh size 0.1, complete
462998	Filter sleeve, mesh size 0.08, with spring
206461	Filter sleeve, mesh size 0.1, with spring

### Nozzle Seal

Part Number	Description
401853	QUAD-RING®, 8.2 x 1.78

# Speed-Coat® Slot Coating Applicators

This page intentionally blank.

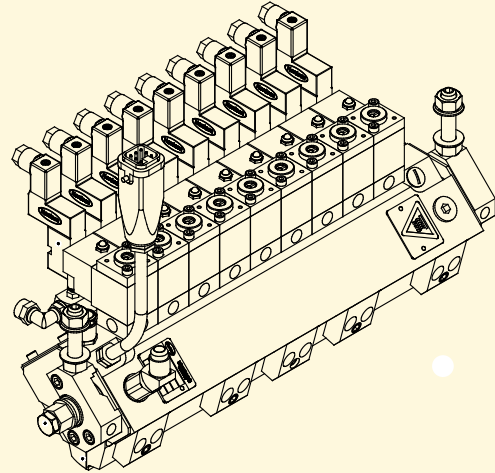


# TrueCoat® Slot Coating Applicators

## Description

TrueCoat high-performance, configurable slot applicators deliver precise continuous or intermittent coatings. Precision crafted and extremely reliable, the TrueCoat applicator's body and nozzle design offer exceptional thermal performance and application accuracy.

The flange-on solenoid and quick-change filter and nozzle deliver fast pattern changes and quick, easy maintenance.



## Replacement Parts and Kits

### Control Module

Part Number	Description
7103612	Control module DC-D3 fixed stroke w. valve
7103613	Control module DC-D5 adjustable stroke w. valve

### Filters

Part Number	Description
465703	Filter bayonet MW0, 1 with pressure relief
7106789	Filter bayonet MW0, 2 with pressure relief
7103614	Filter bayonet MW0, 1 with pressure relief, L100 mm
7103616	Filter bayonet MW0, 2 with pressure relief, L100 mm
206461	Filter sleeve, mesh size 0.1, with spring
7103625	Filter sleeve MW0, 2 with spring
7103615	Filter sleeve, MW0, 1 100 mm long, with spring
7103617	Filter sleeve, MW0, 2 100 mm long, with spring

### Nozzle Seal

Part Number	Description
401853	QUAD-RING®, 8.2 x 1.78

# TrueCoat® Slot Coating Applicators

This page intentionally blank.



# Select Series™

Hoses, Applicators, and Hand-Held Applicators

## Description

The Select Series product line includes the Nordson Advanced Technology RTD hot melt hoses, the superior Best Choice Configurator's applicators, and the ergonomically designed AD-41 hand-held applicators and hoses.

### The product offerings include:

- Replacements for ITW Dynatec® guns and hoses for the Dynamini™, Dynamelt®, Dynapro®, and Dynaplus™—8 hoses and Best Choice Configurator for applicators.
- Replacements for HMT® hand-held applicators and hoses for the ProFlex® units—3 hoses and 2 hand-held applicators.
- Replacements for Robatech applicators and hoses for the Concept 4 unit—4 hoses and 10 applicators.
- Special orders for other products not listed above are accepted. These products are built to order and special pricing applies.
- The Select Series applicators, hand-held applicators, and hoses may be sold individually or together.

### Select Series Dispensing Applicators, Hand-Held Applicators, and Hoses

- Select Series applicators, hand-held applicators, and hoses are available for automated or manual systems.
- Advanced-technology hoses provide safe operation, thermal accuracy, and reliable temperature control for consistent flow rates and uniform patterns.
- Rugged, quick-disconnect electrical plugs on applicators and hoses speed installation and servicing.
- Aramid insulation on hoses improves chemical and moisture resistance, eliminating hardware corrosion caused by emissions at elevated temperatures.
- Hoses contain two separate ground paths, protecting personnel from injury and equipment from damage.
- Area-sensing resistance temperature detectors are more than 99% annealed platinum sensors to provide repeatable and reliable temperature sensing (ITW Dynatec).
- Unique thermister manufacturing process provides accurate repeatable temperature sensing (Robatech).
- Point-sensing temperature devices on manual hoses accommodate continuous movement applications (Hot Melt Technologies).

### Select Series Dispensing Applicators and Hand-Held Applicators

- For all Select Series automatic applicators, please use the Best Choice Configurator.
- AD-31 hand-held applicators are ideal for polyamide applications or for any chemically aggressive and/or high-temperature adhesive.
- AD-41 hand-held applicators are ergonomic and reduce operator fatigue. A variety of configurations allow specific dispensing positions for pinpoint placement. Hand-held applicators easily convert online from standard extrusion nozzles to spray, swirl, or down-apply extrusion.

# Select Series™

Hoses, Applicators, and Hand-Held Applicators

## Replacement Parts and Kits

For Select Series automatic applicators, please use the Best Choice Configurator.

Part Number	Description—ITW Dynatec
297901	Hose, 1.2 m (4 ft), DYP
297900	Hose, 1.8 m (6 ft), DYP
297899	Hose, 2.4 m (8 ft), DYP
297898	Hose, 3.0 m (10 ft), DYP
297881	Hose, 1.2 m (4 ft), DYC
297882	Hose, 1.8 m (6 ft), DYC
297883	Hose, 2.4 m (8 ft), DYC
297884	Hose, 3.0 m (10 ft), DYC
1073291	Hose, 11.8 m (6 ft), DYC
1074081	Hose, 7.4 m (24 ft), DYC
321698	Cordset, 440, 0.56 m (22 in.), DYP
321699	Cordset, 440, 0.61 m (24 in.), DYP
321701	Cordset, 440, 0.61 m (24 in.), DYC
321700	Cordset, 440, 0.56 m (22 in.), DYC
309071	Cordset, 200/400 DYC
226750	Cordset, 200/400 DYP

Part Number	Description—Robatech
297904	Hose, 1.2 m (4 ft), RB
297905	Hose, 1.8 m (6 ft), RB
297906	Hose, 2.4 m (8 ft), RB
297907	Hose, 3.0 m (10 ft), RB
1021829	Hose, 3.6 m (12 ft), RB
1022010	Hose, 5.0 m (16 ft), RB
1087514	Hose, 6.0 m (20 ft), RB
1009238	Cordset, 0.56 m (22 in.), Thermis, RB
1009271	Cordset, 0.61 m (24 in.), Thermis, RB

Part Number	Description—Slutterback
321766	Hose, 1.2 m (4 ft), SB
321767	Hose, 1.8 m (6 ft), SB
321768	Hose, 2.4 m (8 ft), SB
321769	Hose, 3.0 m (10 ft), SB
224908	Cordset, applicator, SB, 100XL, ASSY, 0.6 m (22 in.)

Part Number	Description—HMT
725817	Hand-held applicator, AD-41, HMT, BT
725916	Hand-held applicator, AD-31, HMT, BT
1001369	Hose, AD-31, 115V, HMT, 3.6 m (12 ft)
330980	Hose, AD-41, 115V, HMT, 2.4 m (8 ft)
725816	Hose, AD-41, 115V, HMT, 3.6 m (12 ft)
330982	Hose, AD-41, 115V, HMT, 5.0 m (16 ft)
1013992	Hose, AD-41, 115V, HMT, 6.0 m (20 ft)
1004604*	Cordset, 0.46 m (18 in.), AD-41, HMT, air kit

\* Order wide pattern spray adapter (306984) or swirl pattern (306983) and air control kit (306970). The 1004604 cordset connects to the HMT unit and applicator cordset.

# Fulfill® Retrofit Kit

Automated Adhesive Fill Integration

## Description

Easy to install and operate, retrofit kits bring automatic filling to any Nordson tank melter.

A sensor monitors melter tank adhesive levels and signals the system to add small quantities of adhesive at needed intervals.

## Features

- Robust and reliable industry standard capacitance sensor maximizes uptime
- Easy push-button sensor calibration
- Integrated audible siren
- Quick-change visible filter
- Automatic fill system shut-off in fault condition
- Flexible output can be configured to notify the PLC that the fill system is enabled, power is on and the fill system does not have a fault

## Benefits

- Improves product quality and bond strength by maintaining consistent adhesive temperature, purity and bead volume
- Maximizes plant operating efficiency by increasing maintenance cycle and parts life while minimizing char and pop-opens
- Improves safety by preventing exposure to hot adhesives and surfaces
- Reduces installation time and parent machine integration complexity by eliminating need for power drop on ProBlue® melters
- Prevents manual overfilling and spilling, and reduces broken tank lids
- Fits Nordson melters in virtually any production space or environment
- Minimizes maintenance and downtime associated with adhesive char, degradation and contamination



# Fulfill® Retrofit Kit

Automated Adhesive Fill Integration

## Replacement Parts and Kits

### Lid Service Kits

Part Number	Description
1123118	Kit, FF, inlet tube & filter conv, G3
1123119	Kit, inlet tube, FF, G3
1123120	Kit, filter, FF, std, G3
1123148	Kit, filter, 10 micron, FF, LG, G3
1123122	Kit, lid, conv, P4 FFR & PBFF RS
1123123	Kit, lid, conv, P7 & 10 FFR & PBFF RS
1123126	Kit, lid, FF, ProBlue 4, G3
1123127	Kit, lid, FF, ProBlue 7/10, G3
1123128	Kit, lid, FFR, ProBlue 15, G3
1123129	Kit, lid, FFR, ProBlue 30/50, G3
1123130	Kit, lid, FFR, 3100, G3
1123131	Kit, lid, FFR, 3400, G3
1123132	Kit, lid, FFR, 3500, G3
1123133	Kit, lid, FFR, 3700, G3
1123134	Kit, lid, FFR, 3860/3960, G3
1123135	Kit, lid, FFR, Mesa 4, G3
1123136	Kit, lid, FFR, Mesa 6, G3
1123137	Kit, lid, FFR, Mesa 9, G3
1123138	Kit, lid, FFR, Mesa 14, G3
1123139	Kit, lid, FFR, DB/VB 25, G3
1123140	Kit, lid, FFR, DB/VB 50, G3
1123141	Kit, lid, FFR, DB/VB 100, G3
1123142	Kit, lid, FFR, universal, G3
1123143	Kit, lid, FFR, XC200, G3
1123345	Kit, lid, FFR, Dura 10/16, G3
1123341	Kit, lid, FFR, FM200, G3
1123150	Kit, lid, FFR, Alta 30, G3
1123151	Kit, lid switch, Fulfill, G3
1123124	Kit, hose cuff/RR, clear hose, G3
1123314	Kit, hose cuff/RR, gray hose, G3
1123152	Kit, screen, pump, FF, P4/P7, push-on, G3
1123153	Kit, screen, pump, FF, P10, push-on, G3
1123404	Kit, lid, DB100, sensor access, G3

## Sensors and Controls

Part Number	Description
1121801	Kit, sensor, NS, 150 mm, FFR, G3
1121803	Kit, sensor, NS, 300 mm, FFR, G3
1121804	Kit, PCA, FF, G3
1121800	Kit, power supply, FF, G3
1099525	Kit, membrane panel, FFR, G3
1123146	Kit, PCA, sequencer, G3
1123386	Kit, alarm, FFR, G3
1123385	Kit, control box, FFR, G3

## Adhesive Storage and Transfer

Part Number	Description
1121549	Kit, pneumatic control, single-feed adhesive storage bin, G3
1123103	Kit, pneumatic control, multi-feed adhesive storage bin, G3
1121546	Kit, transfer pump, adhesive storage bin, G3
1121947	Kit, transfer pump, high flow, adhesive storage bin, G3
1121548	Kit, vibrator, adhesive storage bin, G3
1121970	Hose, transfer, FF, 4 m (13 ft), economy
1121109	Hose, transfer, FF, 4 m (13 ft), clear
1121120	Hose, transfer, FF, 9 m (29.5 ft), clear
1121121	Hose, transfer, FF, 18 m (59 ft), clear
1123394	Cable, adhesive storage bin, FF, quick-disconnect, 4 m (13 ft), G3
1123395	Cable, adhesive storage bin, FF, quick-disconnect, 9 m (29.5 ft), G3
1123396	Cable, adhesive storage bin, FF, quick-disconnect, 18 m (59 ft), G3
1121126	Harness, adhesive storage bin, QD, G3
1123391	Cable, adhesive storage bin, FF, solenoid connection, 4 m, G3
1123392	Cable, adhesive storage bin, FF, solenoid connection, 9 m, G3
1123393	Cable, adhesive storage bin, FF, solenoid connection, 18 m, G3
1121550	Kit, O-rings, pump, adhesive storage bin, G3
7408012	Kit, suction wand, FF





# Spectra™ 30 Control System

## Description

The innovative Spectra 30 control system reduces system complexity and downtime while improving production efficiency and product quality. Available as either a time- or a distance-based controller, Spectra 30 systems use Nordson's Optix graphical touchscreen interface to reduce the need for operator training.

A unique slide-on bracket with a flexible VESA standard mounting interface makes installation quick and easy, while a setup wizard guides technicians step-by-step through the setup process.

On-screen visual pattern programming allows operators to “see” the adhesive pattern prior to application, while complete system status is displayed in real-time right on the home screen. Your Spectra control system will display only the components installed on your line to minimize potential operator confusion.

Minimize product changeover by taking advantage of the 50-recipe memory storage capacity. Pattern flexibility supports a wide variety of applications, with up to four (4) trigger inputs, four (4) pattern channel outputs, twenty-four (24) beads per channel and an array of pattern types including: dotted, EcoBead™ (stitch), random length, and mirrored.

The built-in USB port provides a convenient method of backing up system settings for safe storage. Also use a flash drive to quickly and easily upgrade the software with new features as new releases become available.

Your Spectra 30 system has the ability to expand as your needs expand. Convert a time-based system to a distance-based system when variable line speeds become a requirement. Add other features like pressure run-up and remote recipe recall whenever they are needed without any hardware changes.



## Benefits

- Simple, visual Optix™ pattern programming interface minimizes operator training.
- Detailed diagnostics, advanced circuit protection, built-in self-test, and on-screen troubleshooting tips help keep your line up and running.
- Fast and flexible installation and an automatic setup wizard get your system up and running quickly.
- System security is provided by password protection and system backups through the front-mounted USB port.

# Spectra™ 30 Control System

## System Components

### Spectra Control System

Part Number	Description	Notes
1123742	Spectra 30, time only	Spectra 30, time-based operation only (replaces EPC-15 P/N 342315)
1125169	Spectra 30, time plus remove recipe	Spectra 30, time-based operation plus license (replaces EPC-15 P/N 342315)
1123743	Spectra 30, distance	Spectra 30, distance-based operation with encoder license (replaces EPC-30 P/N 772003)
1124670	Spectra 30, distance, I/O, and 2 run-up	Spectra 30, distance-based operation with encoder license plus 2 pressure run-up outputs and remote recipe recall (replaces EPC-30 P/N 772004)
1124676	Spectra 30, remote display, distance, I/O, and 2 run-up	Spectra 30, remote display, with distance, run-up, and remote recipe recall (replaces EPC-30 P/Ns 772000, 772001, 772002)

### Cut and Stack Cabinets

Part Number	Description	Notes
735705	Control cabinet, 1 Spectra 30, 2 ProBlue melters	Cabinet designed for cut and stack labeling applications (door-mounted Spectra 30 remote display plus 2 run-up transducers)
735706	Control cabinet, 1 Spectra 30, 1 ProBlue melter	Cabinet designed for cut and stack labeling applications (door-mounted Spectra 30 remote display plus 1 run-up transducer)

### Software License Keys (Aftermarket)

Part Number	Description	Notes
1123914	Encoder license key (distance operation)	Adds encoder function to a time-based system
1123915	Pressure run-up license key	Adds pressure run-up function; requires encoder license
1123916	Remote recipe recall license Key	Adds remote recipe recall function to any system (for PLC recipe selection)
1124590	Extra feature bundle license key	Adds pattern types and other advanced features

## Customer Documentation Language Packs

**Note:** *The English language printed documentation pack and a product manual CD (with all languages) are included with each controller. Order additional language pack(s) as required.*

Part Number	Description	Notes
1124767	Spectra 30 Documentation Pack, Chinese	Quick Reference Guide, Installation Guide and Safety Section
1124769	Spectra 30 Documentation Pack, Dutch	Quick Reference Guide, Installation Guide and Safety Section
1124770	Spectra 30 Documentation Pack, English	Quick Reference Guide, Installation Guide and Safety Section
1124768	Spectra 30 Documentation Pack, French	Quick Reference Guide, Installation Guide and Safety Section
1124771	Spectra 30 Documentation Pack, German	Quick Reference Guide, Installation Guide and Safety Section
1124772	Spectra 30 Documentation Pack, Italian	Quick Reference Guide, Installation Guide and Safety Section
1124773	Spectra 30 Documentation Pack, Japanese	Quick Reference Guide, Installation Guide and Safety Section
1124775	Spectra 30 Documentation Pack, Portuguese	Quick Reference Guide, Installation Guide and Safety Section
1124776	Spectra 30 Documentation Pack, Spanish	Quick Reference Guide, Installation Guide and Safety Section
1124774	Spectra 30 Documentation Pack, Polish	Quick Reference Guide, Installation Guide and Safety Section
1124633	Quick Reference Guide, English	Quick Reference Guide, English
1124727	Quick Reference Guide, Chinese	Quick Reference Guide, Chinese
1124728	Quick Reference Guide, Dutch	Quick Reference Guide, Dutch
1124729	Quick Reference Guide, French	Quick Reference Guide, French
1124730	Quick Reference Guide, German	Quick Reference Guide, German
1124731	Quick Reference Guide, Italian	Quick Reference Guide, Italian
1124732	Quick Reference Guide, Japanese	Quick Reference Guide, Japanese
1124733	Quick Reference Guide, Portuguese	Quick Reference Guide, Portuguese
1124734	Quick Reference Guide, Spanish	Quick Reference Guide, Spanish
7560257	Quick Reference Guide, Polish	Quick Reference Guide, Polish
1124632	Spectra 30 Product Manual CD	Contains all currently available language translations
1124631	Spectra 30 English Manual	Printed & Bound, Full Color, English Version
1124935	Instruction Sheet, Spectra 30, Remote Mount	Addendum to manual for remote display version

## Spectra™ 30 Control System

## Encoders/Cables

Part Number	Description	Details
772050	Encoder, metric, 500 ppr	Encoder, 500 pulses/revolution, metric flange, M3 screw holes, and 10 mm shaft
772051	Encoder, English 500 ppr	Encoder, 500 pulses/revolution, US standard flange, 0.220 in. screw taps, and 3/8 in. shaft
772055	Encoder, metric, 1000 ppr	Encoder, 1000 pulses/revolution, metric flange, 10 mm shaft
772056	Encoder, English, 1000 ppr	Encoder, 1000 pulses/revolution, US standard flange, 3/8 in. shaft
1022679	Encoder, metric, 2500 ppr	Encoder, 2500 pulses/revolution, metric flange, 10 mm shaft
1022678	Encoder, English, 2500 ppr	Encoder, 2500 pulses/revolution, US standard flange, 3/8 in. shaft
772052	Encoder cable, standard	Encoder cable, water tight cable assembly with MS type connector, 30 ft
772053	Encoder cable, water-wash	Encoder cable, water tight cable assembly with MS type connector with water-wash seals, 30 ft
7302371	Encoder wheel, 10 mm shaft x 250 mm circumference	Friction wheel, 250 mm circumference, 10 mm diameter center hole with rubber coated OD (Bracket: Use P/N 313370)
311453	Encoder wheel, 10 mm shaft x 500 mm circumference	Friction wheel, 500 mm circumference, 10 mm diameter center hole with rubber OD (Bracket: Use P/N 313370)
311454	Encoder wheel, 10 mm shaft x 500 mm circumference	Friction wheel, 500 mm circumference, 10 mm diameter center hole with metal OD (Bracket: Use P/N 313370)
296144	Encoder wheel, 3/8 in. shaft x 500 mm circumference	Friction wheel, 500 mm circumference, 3/8 in. diameter center hole
1032422	Encoder splitter cable, 30 ft	Can be used with encoders 772050 or 772051
1086111	Encoder bracket, simple, slotted	Can be used with encoders 772050 or 772051

## Trigger Sensors

Part Number	Description	Details
131476	Diffuse reflective photosensor	Sensor for proximity detection with LED modulated beam. Needs reflective substrate for detection. Comes with mounting brace.
131474	Retro-reflective photosensor	Sensor for retro-reflective detection with LED modulated beam. Includes reflector and mounting brace.
131475	Polarized retro-reflective photosensor	Sensor for polarized retro-reflective detection where shiny surfaces must be detected. Includes reflector and mounting brace.
145278	Bifurcated fiber optic cable, 3 foot length, 1/8 inch diameter bundle, stainless steel fittings	Fiber optic conversion converts P/N 131476 to fiber optic operation. Requires P/N 145279 also.
1020483	Fiber Optic Cable, single, 3 ft	3 ft fiber optic cable for P/N 131476 - requires 2 cables plus 145279
1020484	Fiber Optic Cable, single, 6 ft	6 ft fiber optic cable for P/N 131476 - requires 2 cables plus 145279
145279	Replacement cover for Nordson sensor P/N 131476	Required for fiber optic conversion.
145974	Lens Kit	Provides retroreflective capability for fiber optic conversion of P/N 131476
1020500	Complete fiber optic sensor kit, 3 ft fiber, 6 ft cable	Kit, photosensor, 3 ft fiber optic, 6 ft cable
1020501	Complete fiber optic sensor kit, 6 ft fiber, 6 ft cable	Kit, photosensor, 6 ft fiber optic, 6 ft cable
1020502	Complete fiber optic sensor kit, 3 ft fiber, 15 ft cable	Kit, photosensor, 3 ft fiber optic, 15 ft cable
1020503	Complete fiber optic sensor kit, 6 ft fiber, 16 ft cable	Kit, photosensor, 6 ft fiber optic, 15 ft cable
1020504	Complete fiber optic sensor kit, 3 ft fiber, 20 ft cable	Kit, photosensor, 3 ft fiber optic, 20 ft cable
1020505	Complete fiber optic sensor kit, 6 ft fiber, 20 ft cable	Kit, photosensor, 6 ft fiber optic, 20 ft cable
1020506	Complete fiber optic sensor kit, 3 ft fiber, 25 ft cable	Kit, photosensor, 3 ft fiber optic, 25 ft cable
1020507	Complete fiber optic sensor kit, 6 ft fiber, 25 ft cable	Kit, photosensor, 6 ft fiber optic, 25 ft cable

# Spectra™ 30 Control System

## Run-Up

Part Number	Description	Details
1123923	Pressure run-up assembly (4–20 mA)	Pressure transducer, 4–20 mA, regulator, filter assembly, 10 m cable
1123960	Pressure run-up assembly (0–10V)	Pressure transducer, 0–10V, regulator, filter assembly, 10 m cable
1124026	Pressure run-up tubing and fittings kit	Contains all the fitting and tubing commonly needed for run-up installation
1124258	Replacement filter/regulator	Filter/regulator, 3/8 G port, auto-drain (spare part)
1124259	Replacement transducer, 4–20 mA	Regulator, electro-pneumatic, 4–20 mA (spare part)
1124260	Replacement transducer, 0–10V	Regulator, electro-pneumatic, 0–10V (spare part)
377385	Run-up cable, hard-wired, 2 m	Cable, run-up, hard-wired, 2 m
7300642	Run-up cable, hard-wired, 10 m	Cable, run-up, EPC-30/hard-wired, 10 m
377228	Run-up extension cable, 5 m	Cable, external, repeat, encoder, straight, 5 m
154890	Run-up I/P transducer (IP66 WW)	Water-wash I/P transducer for regulating air pressure in piston pumps, 4–20 mA. Comes with DIN rail mounting brackets, fittings, and 30 ft leads.

## Replacement Parts

Part Number	Description
1122909	Cable, USB, Type A coupler, female bulkhead
1124047	Cable, Ethernet, control board to touch screen
1123358	Connector, plug, 2-position, 5.08 mm, w/screws, MVS
1123338	Connector, strain relief, low voltage cables
933607	Connector, strain relief, PG-11
1123338	Connector, strain relief, snap-in, double-D, w/seal
1124447	Connector, terminal block plug, 4-position, 3.5 mm
1124445	Connector, terminal block plug, 3-position, 3.5 mm
1122834	Connector, terminal block plug, 8-position, 5 mm, spring
1122833	Connector, terminal block plug, 12-position, 3.5 mm, spring
1122832	Connector, terminal block plug, 14-position, 3.5 mm, spring
1122831	Connector, terminal block plug, 16-position, 3.5 mm, spring
1123400	Cover, main, BPC
1123664	Cover, USB, Spectra
1123595	Frame, main, Spectra (controller board mounting plate)
1122386	Fuse, mini-blade, 7.5 A, 32 VDC
114876	Fuse, 4.00 A, fast-acting, 250V, 5 x 20
1122912	Harness, 24 VDC out to engine board, BPC
1122911	Harness, AC to power supply AC input, BPC
1122959	Harness, power switch, BPC

*Continued on next page*



## Replacement Parts *(contd.)*

Part Number	Description
1124669	Kit, ship-with, Spectra 30, dual run-up
1125079	Kit, ship-with, Spectra 30, remote display
1123920	Plate, bottom, Spectra
1123917	Plate, front, Spectra (for the touchscreen)
1123918	Plate, mounting, Spectra
277894	Screwdriver, #0, flat-head
1122902	Screw, captive, M5 x 16 lg, SS (for the main cover)
1124705	Screw, terminal block header, 3-position, M, 5 mm
1124710	Screw, terminal block header, 4-position, M, 3.5 mm
1124706	Screw, terminal block header, 8-position, M, 5 mm
1124709	Screw, terminal block header, 12-position, M, 3.5 mm
1124708	Screw, terminal block header, 14-position, M, 3.5 mm
1124707	Screw, terminal block header, 16-position, M, 3.5 mm
1123584	Shroud, bottom vent, BPC
1015904	Spacers, male/female, SS, hex, M3, 19 m lg (for the power supply)
1123287	Spacer, snap top, BPC (for the touchscreen)
1017947	Switch, rocker, SPST, 250V, 16 A, gold
1123358	Terminal block, 2-position x 5.08 mm, screw-type
1124447	Terminal block header, 4-position, M, vertical, 3.5 mm
1124445	Terminal block header, 3-position, M, 5 mm, black
1124811	Terminal kit, screws

## Service Kits

Part Number	Description	Details
1123815	Fan Kit	Kit to increase operating temperature range to 50 °C
1124814	IP54 Sealing Kit	Kit to increase dust protection from IP44 to IP54
1123816	Power Supply Service Kit	Replacement 24 VDC power supply
1123817	Touchscreen Service Kit	Replacement touchscreen with software loaded
1124679	Touchscreen for Remote Touchscreen	Replacement touchscreen with software loaded but without LED overlay
1124812	Controller Board Service Kit	Comes with all license keys enabled

# Spectra™ 30 Control System

## Other System Accessories

Part Number	Description	Details
1124687	Bracket, VESA mount, basic tilt	Tilt-only VESA bracket
1124688	Bracket, VESA mount, basic tilt	Basic tilt/swivel VESA bracket
1124689	Bracket, VESA mount, extension arm, tilt, swivel	VESA bracket on an extendable arm (4–16 in. or 100–400 mm extension range)
1124691	Bracket, VESA mount, pole adapter, 42–50 mm	Pole-mount VESA bracket for poles ranging from 42–50 mm in diameter
1124690	Bracket, VESA mount, pole stand, 750 mm	VESA bracket mounted on 750 mm long pole stand with flange mount
1124379	Stylus, resistive screen, tethered, 3 pack	Tethered stylus for Spectra 30 screen (3 pack)
1124320	Kit, external power, enclosed, Spectra 30	IP67 power supply, 240 W, 24 VDC with 300 mm leads each end
1124321	Kit, external power, open, Spectra 30	Open-frame power supply, 200 W, 24 VDC
1124020	Line simulator for Spectra 30	1 encoder, 2 trigger, 4 applicators



# Concert™ Series Controllers

## Description

The Concert Series flow and temperature controllers were developed to provide economical, updated controllers to meet the needs of diverse markets.

Concert Series controllers feature expanded functionality and capabilities. This includes an advanced, yet intuitive, color touch screen LCD control, the Nordson Optix™ user interface, which enables features such as graphing, data logging and local language support.

Both Concert flow and temperature controllers offer vast improvements in ease-of-use and performance. These controllers can be part of an initial adhesive system investment or added as a retrofit solution for customers looking to expand or improve process capabilities.

The Concert flow controller enables flow monitoring and closed loop flow control when used with the new TruFlow meter. It can also be used with other members of the TruFlow portfolio: TruFlow dividers and applicators. The Concert temperature controller expands the number of heating zones for a single melter, increasing the equipment utilization of existing melters.

Concert Series controllers offer a basic temperature controller with six temperature zone capability and a basic flow controller with two flow monitoring/control circuit capability. The temperature and flow controller are both available with either a nickel RTD (Ni120) or a platinum RTD (PT100) sensor to support current and legacy equipment.



Flow Control

Temperature Control

## Primary Features

- Intuitive, color touch screen controls (Optix user interface)
- Availability of temperature control channels in the flow controller to support heating of TruFlow devices and additional hoses
- On-screen graphing and data logging
- User settable limits (upper and lower) for warnings and faults (pressure, temperature and flow)
- Local language support

## Benefits

- Installs quickly with simple, no-hassle setup.
- Displays system status at-a-glance with a graphical control panel that simplifies set-up and operation.

# Concert™ Series Controllers

## Replacement Parts and Kits

### Controllers

Part Number	Description
1121832	Concert temp/flow control, PT100 basic
1121833	Concert temp control, PT100 basic
1121834	Concert temp/flow control, Ni120 basic
1121835	Concert temp control, Ni120 basic

### Optional Boards

Part Number	Description
1053300	Kit, circuit board, PROFIBUS card
1053288	Kit, circuit board, DeviceNet card
1053289	Kit, circuit board, Ethernet card

### Service Kits

Part Number	Description
1121882	Service kit, board, main with heat sink assy, Concert
1121883	Service kit, PCA, expansion, Concert
1121884	Service kit, LCD w/frame, assembly, Concert
1121885	Service kit, motor control, Concert
1121886	Service kit, PCA, press/flow control, Concert
1121887	Service kit, PCA power supply, 24 VDC
1121888	Service kit, PCA board, 10V, motor supply

### Sales Collateral

Part Number	Description
NWL-13-5817	Concert Series Flow Controller Data Sheet
NWL-13-5816	Concert Series Temperature Controller Data Sheet
1121717	Concert Series Flow Controller Technical Manual



# LogiComm® Pattern Control and Verification System

## Description

Nordson's integrated LogiComm system offers a comprehensive, easily-installed adhesive pattern control and verification system. Multiple, remote touch-screens can be positioned virtually anywhere on the parent machine for easy operation. This modular system offers a building block approach, allowing installation of either pattern control or verification initially, with the capability to easily integrate the other function as needed.

The programmable pattern control provides quick pattern development and changeovers to accommodate even short runs on complex applications.



## Replacement Parts and Kits

### Master Modules

Part Number	Description
1053710	4 channel pattern master, UGD
1067345	4 channel pattern master, LVD
1053711	8 channel pattern master, UGD/UGD
1067346	8 channel pattern master, UGD/LVD
1067347	8 channel pattern master, LVD/LVD
1053712	6 channel verification master
1067361	6 channel verification master, Logic ejector
1053713	12 channel verification master
1067362	12 channel verification master, Logic ejector
1053715	4 channel pattern and 6 channel verification combination master, UGD
1067360	4 channel pattern and 6 channel verification combination Logic master, UGD
1067348	4 channel pattern and 6 channel verification combination Logic master, LVD
1067349	4 channel pattern and 6 channel verification combination master, LVD

### Expansion Modules

Part Number	Description
1053716	4 channel pattern expansion, UGD
1067363	4 channel pattern expansion, LVD
1053718	8 channel pattern expansion, UGD
1067364	8 channel pattern expansion, UGD/LVD
1067365	8 channel pattern expansion, LVD, LVD
1053719	6 channel verification expansion
1053720	12 channel verification expansion
1053721	4 channel pattern and 6 channel verification combination expansion, UGD
1067366	4 channel pattern and 6 channel verification combination expansion, LVD

### Touchscreen Panel

Part Number	Description
1082706	XGA touchscreen computer, 15 in.
1060755	Cable, extension, 24V to panel, 5 m
1057332	Kit, panel pivot, wall mount
7302679	Holder, LogiComm, simple pivot

# LogiComm® Pattern Control and Verification System

## Replacement Parts and Kits (contd)

### Service Kits

Part Number	Description
1057882	Kit, master I/O bank
1057883	Kit, pattern I/O bank
1057884	Kit, pattern accelerator board
1057885	Kit, verification I/O bank
1057886	Kit, verification accelerator board
1057887	Kit, universal driver board
1057888	Kit, power supply module assembly
1057889	Kit, system link panel
1057890	Kit, internal cable set, LogiComm
1057891	Kit, fascia LogiComm
1057892	Kit, connector panel, driver bank A
1057893	Kit, connector panel, driver bank B
1061895	Kit, engine board
1071983	Kit, LVD
1071984	Kit, Logic interface panel
1068744	Replacement engine compact flash
1074407	Replacement touchscreen compact flash - 1560
1084286	Replacement touchscreen panel CF - 1570
1079066	Replacement panel power supply
1079684	Kit, expansion, I/O bank with Ethernet ports

### Upgrade Kits

Part Number	Description
1057894	Kit, upgrade, LogiComm 4 channel pattern, UGD
1057895	Kit, upgrade, LogiComm 6 channel verification, no MC
1057896	Kit, upgrade, LogiComm 6 channel verification, MC
1063206	Kit, upgrade, Logic interface (cube)
1071985	Kit, upgrade, LogiComm, 4 channel pattern, LVD
1071986	Kit, upgrade, LogiComm, 6 channel verification, MC, cube
1086008	Kit, upgrade, 1560 to 1570 conversion with holder

### Spare Parts

Part Number	Description
939683	Fuse, type F-fast acting, 5 x 20 mm, 250V, 6.3 A
1067549	Replacement programming jumpers
1068744	Replacement engine compact flash
1053652	I/O blank
1053654	Master blank
1050709	Applicator blank
1058200	Bottom blank

### Mating Connectors

Part Number	Description
727216	Trigger
738197	Encoder
1055852	Light tower
1025169	Encoder repeater
1024628	Remote I/O
1040684	Bead sensor
1043254	Smart sensor
1025168	Run-up
1030819	Remote purge
1041836	Applicator plug (MiniBlue I and II, standard with SD or SP solenoid, LogiComm applicator connector only, cable included with applicator)

### Accessories

Part Number	Description
1068176	Connector kit
1059609	Remote purge box (2 pattern banks), 8 channel
1098889	Wireless remote purge kit, 8 channel
1061035	Cable, remote purge, 5 m extension
1092078	Cable, remote purge, 1.5 m extension
1060380	Light tower with siren and 5 ft cable
1059621	Light tower extension cable, 5 m
1062957	Siren with 25 ft cable (1063802 required)
1063802	Siren box splitter cable
1059607	Cable, remote I/O, pigtailed, 5 m
1034147	Cable, remote I/O, 4.4 m extension
1063801	Machine stop relay adapter with 4.4 m cable
377227	Encoder repeater splitter cable (4 pin to 2 x 12 pin)
377228	Encoder repeater extension
1067730	External panel power supply, 24V

### Cables—Modules

Part Number	Description
1066052	Cable, Ethernet, 2.5 m
1056039	Cable, Ethernet, 5 m
1056040	Cable, Ethernet, 10 m
1078616	Cable, Ethernet, 15 m
1120058	Cable, Ethernet, 20 m



### Cables—Expansion Modules

Part Number	Description
1091421	Cable, system link, 1.5 m
1034149	Cable, system link, 4.4 m
1078614	Cable, system link, 15
1078615	Cable, system link, 50 ft

### Adapters—Applicators

Part Number	Description
1059606	LogiComm applicator extension, 5 m
7301617	Adapter, 2 LA825 applicators, series, 0.2 m
7302545	Adapter, 2 applicators, LVD, parallel, 0.1 m
377239	LA825 to LA404 LVD, 0.15 m

### Cables and Adapters—Miscellaneous

Part Number	Description
1059606	Cable, any applicator, extension, 5 m
375353	Applicator connector, male, 3-pole + PE screw
7302542	Cable, applicator, discrete wire termination, 10 m
1063230	Adapter, smart sensor to standard sensor
7302375	Adapter, LogiComm sensor input to photocell
7302114	Cable, cube connection, 10 m
1044019	Cable, photocell pigtail, 20 m
1068700	Power sequencer for GD sensors
7302372	Cable, cube panel to encoder, 1 m

### Cables—Pneumatic Applicators

Part Number	Description
7302536	Cable, ClassicBlue/SolidBlue/SureBead, 2.5 m
7302537	Cable, ClassicBlue/SolidBlue/SureBead, 5 m
7302538	Cable, ClassicBlue/SolidBlue/SureBead, 10 m
1055875	Plug (MiniBlue I and II, standard with SD or SP solenoid, LogiComm applicator connector only, cable included with applicator)
7133035	Cable, MiniBlue - SG solenoid, 2 m
7165491	Cable, prewired, MiniBlue I and II - standard with SD or SP solenoid, 2 m
7133036	Cable, MiniBlue - SG solenoid, 5 m
7165492	Cable, prewired, MiniBlue I and II - standard with SD or SP solenoid, 5 m
7133037	Cable, MiniBlue - SG solenoid, 10 m
7165493	Cable, prewired, MiniBlue I and II - standard with SD or SP solenoid, 10 m
7302536	Cable, other pneumatic 20 x 27 mm housing solenoid, 2.5 m
7302537	Cable, other pneumatic 20 x 27 mm housing solenoid, 5 m
7302538	Cable, other pneumatic 20 x 27 mm housing solenoid, 10 m
7302539	Cable, other pneumatic 16 x 16 mm housing solenoid, 2.5 m
7302540	Cable, other pneumatic 16 x 16 mm housing solenoid, 5 m
7302541	Cable, other pneumatic 16 x 16 mm housing solenoid, 10 m
1058523	20 x 27 mm solenoid cap with LED
7131860	16 x 16 mm solenoid cap with LED

### Cables—Electric Applicators

Part Number	Description
7302530	Cable, LA825/LA820, 2.5 m (new conn on 820)
7302531	Cable, LA825/LA820, 5 m (new conn on 820)
7302330	Cable, LA820/LA820, 7 m (new conn on 820)
7302532	Cable, LA825/LA820, 10 m (new conn on 820)
7302533	Cable, WM801, 2.5 m
7302534	Cable, WM801, 5 m
7302535	Cable, WM801, 10 m
1060587	Cable, LA822, 2.5 m
1059608	Cable LA822, 5 m
1060588	Cable, LA822, 10 m
1063858	Cable, E400, 20 ft
1100667	Cable, E400, 12 m
1041835	Cable, e.dot+ (LogiComm to e.dot hose), 10 m
1074921	Cable, EM 100/900, 240V, 5 m
1076423	Cable, EM 100/900, 120V, 5 m
1074922	Cable, E701, 5 m
1074923	Cable, M70x/E35x-1 coil/Sure Seal, 5 m
1075924	Cable, splitter, SureSeal

**Note:** Solenoids with built in boost must use the low voltage DC driver. Solenoids with MOV caps should be replaced by solenoid caps with LED.

# LogiComm<sup>®</sup> Pattern Control and Verification System

## Encoders

Part Number	Description
7302430	Quadrature pkg w/10 m cable, bracket & small wheel (2 ppm), metric shaft encoder
1064710	Quadrature pkg w/10 m cable, bracket & wheel (1.5 ppm), English shaft encoder
7302447	Hi res quadrature pkg w/5 m cable, bracket & wheel (10 ppm)
1085052	Quadrature encoder, 5 m cable, wheel & small body (1 ppm)
727240	Mounting arm for small body encoder
372759	Cable, ext, encoder, 5 m
772050	Quadrature encoder, 10 mm shaft, 500 pulse (EPC 30-metric)
7302121	Quadrature encoder, hi res, 10 mm
7302113	Cable, quadrature encoder, 5 m
7301432	Cable, quadrature encoder, 10 m
7161820	Cable, quadrature encoder, 20 m
7302371	Friction wheel, 10 mm diameter x 250 mm circumference, rubber OD
311453	Friction wheel, 10 mm diameter x 500 mm circumference, rubber OD
311454	Friction wheel, 10 mm diameter x 500 mm circumference, metal
7301037	Quadrature encoder, 2000 pulse
7301038	Cable, quadrature encoder, 20 m
7301985	Cable, quadrature encoder, 40 m
772051	Quadrature encoder, 3/8 in., 500 pulse (EPC 30-English)
296144	Friction wheel, 3/8 in. diameter x 500 mm circumference, rubber OD
1064634	Encoder wheel, 3/8 in. shaft (requires 727879)
727876	Rubber O-ring for 1064634 (1.5 ppm)
727133	Single-phase encoder with bracket, 1 ppm
377222	Cable, single-phase encoder, 5 m
727940	Cable, single-phase encoder, 20 ft
727941	Cable, single-phase encoder, 30 ft
377228	Cable, encoder repeater, 5 m extension
277227	Cable, splitter, encoder, repeat, straight (4 pin to 2 x 12 pin), 5 m
377221	Cable, quadrature encoder, 5 m

## Photocell

Part Number	Description
7302981	LA 650 photocell, laser
7303071	Bracket, LA 650, vertical drop bar
7303072	Bracket, LA 650, horizontal drop bar
7301645	Basic drop bar with photo-eye bracket
738443	Photocell, PZ with 0.3 m pigtail
377269	Photocell kit, fiber optic, 2 m cable
313376	Bracket, fiber optic photocell
738463	Cable, ext, photocell, 3 m
377219	Cable, ext, photocell, 5 m
7301988	Cable, ext, photocell, 7 m
7303052	Cable, ext, photocell, 10 m
7302802	Cable, ext, photocell, 15 m
738464	Cable, ext, photocell, 20 m
738465	Cable, ext, photocell, 30 m
738351	Trigger combination box (2 in, 1 out)
1502499	Ace-cable, splitter, sensor, trigger, LogiComm
7301974	Cable, adapter, photocell to HHS timer
7302375	Adapter, photocell to sensor input

## I/P Transducer

Part Number	Description
377188	1 in, 1 out (with 2 m cable), transducer assembly
7303400	1 in, 1 out to flow (with 3 m cable), transducer assembly
377189	1 in, 2 out (with 2 m cable), transducer assembly
377641	Cable, run-up output, 5 m
377642	Cable, run-up output, 10 m
377228	Cable, extension, 5 m
377733	Kit, installation, run-up, 1 in, 1 out
377734	Kit, installation, run-up, 1 in, 2 out
772033	Transducer, run-up, piston pump, DIN mount, with 30 ft cable
154890	Transducer, run-up, piston pump, DIN mount, IP66
1025168	LogiComm run-up connector, solder type
7170916	Cable, key-to-line, LogiComm, VersaBlue, 2 m
7170917	Cable, key-to-line, LogiComm, VersaBlue, 5 m
7170918	Cable, key-to-line, LogiComm, VersaBlue, 10 m
7173642	Cable, key-to-line, LogiComm, PurBlue 4, 2 m
7173643	Cable, key-to-line, LogiComm, PurBlue 4, 5 m
7173644	Cable, key-to-line, LogiComm, PurBlue 4, 10 m

## GD200 Verification Sensor for Liquid Adhesive

Part Number	Description
1094546	GD200-S LA sensor, integrated
1097296	Cable, GD200-S, 2.5 m
1094547	Cable, GD200-S, 5.0 m
1097297	Cable, GD200-S, 7.5 m
1094548	Cable, GD200-S, 10 m
7303071	Bracket assembly for LA 650, vertical drop bar
7303072	Bracket for LA650, plus horiz. bar
7302890	Drop bar adapter for GD200S
1084633	GD200-F18 LA sensor, fiber, 18 in.
1084634	GD200-F32 LA sensor, fiber 32 in.
1106454	GD200-F32 LA sensor, fiber 32 in., 3.6 mm spot
727142	Cable, GD200-F, 3 m
1067046	Cable, GD200-F, 7.6 m
7301636	Drop bar adapter for GD200F/GD100
1084029	GD200F-18 sensor only (spare part)
1084090	GD200F-32 sensor only (spare part)
1106607	GD200F-32 3.6 mm spot sensor only (spare part)
1094867	Adaptor GD200S DIN to GD200F/GD100, 9 pin

## HD-100 Hot Melt Verification Sensor (High Speed)

Part Number	Description
1067705	HD-100 package (Universal bracket, cable, and sensor)
377499	Sensor, HD-100, hot melt
377498	Sensor, HD-100 and 10 m cable
377500	Cable, HD-100, 10 m
7303737	Cable, HD-100, 30 m
1074713	Waveguide, HD100
7303071	Bracket assembly for LA 650, vertical drop bar
7303072	Bracket for LA650, plus horiz. bar
7302000	Drop bar adapter for HD100

# LogiComm<sup>®</sup> Pattern Control and Verification System

## HD-100 Hot Melt Verification Sensor (Low Speed)

Part Number	Description
1120178	HD-80 ext. reach hm & drop bar assembly
727142	Cable, for HD-80, 3 m
1067046	Cable for HD-80, 7.6 m
1101509	Amplifier with connector, 2 m
1120177	Sensor head, HD-80

## HD-70 Hot Melt Verification Sensor (Medium Speed)

Part Number	Description
1091351	HD-70 sensor package (includes sensor, bracket, 10 m cable)
1090391	HD-70 sensor
1078804	Cable for HD-70, 5 m
1078807	Cable for HD-70, 10 m
1087199	Cable for HD-70, 10 m, right-angle
1095399	Parabolic mirror

## UV Sensors

Part Number	Description
1054179	GD 400, UV luminence sensor package (includes cable and drop bar assembly)
1103846	GD 400, UV luminence sensor only
1069171	Cable for GD 400, 5 m

## Barcode Sensors

Part Number	Description
1073415	BC5100 smart sensor barcode scanner
1091891	BC5100 smart sensor barcode scanner, raster
1059564	Cable for BC5100 barcode scanner, 15 ft
1072674	Cable for BC5100 barcode scanner, 25 ft
727267	Basic drop bar mounting assembly
727268	Top mount bracket assembly
7303367	CBC5100 color barcode system (includes sensor, controller, encoder package, and cables)

## GD500 Sensors

Part Number	Description
7303180	GD500 smart sensor
7302954	Cable for GD500, 7 m
7303034	Bracket for wheels, straight, GD500
7303036	Rectangular bracket
7303223	Straight-line bracket assembly
—	*GD500 corrugated system with control box (includes sensor, controller, and cables)
7303714	Cable, for GD500 corrugated system, 10 m

*\*This product is configurable. Please contact your Nordson representative for the correct part number.*





## Other Sensors

Part Number	Description
1067729	Cello position Sensor, 18 in DB Package (includes 2 m cable and drop bar assembly)
1025941	Cello position sensor without drop bar
1067931	Cello position sensor, 23 in DB package (includes 2 m cable and drop bar assembly)
738253	Cello position sensor head (spare part)
1067709	Cello presence sensor, 18 in DB package (includes 2 m cable and drop bar assembly)
1067708	Cello presence sensor, 23 in DB package (includes 2 m cable and drop bar assembly)
727120	Cello presence sensor only (without drop bar)
1055183	RGB fiber optic sensor, 18 in. drop bar package (includes 2 m cable and drop bar assembly)
1057311	RGB trigger amplifier with sensor connector
727949	RGB sensor, fiber optic (spare part)
1096080	Insert edge detection sensor, optical
1067704	Security tag sensor, 18 in DB package (includes 2 m cable and drop bar assembly)
738605	Security tag sensor only
1067707	Security tag sensor, 24 in DB package (includes 2 m cable and drop bar assembly)
1103811	Double sheet detector with mounting bracket
1104335	Double sheet detector without mounting bracket
1104336	Bracket for double sheet detector
727142	Cable, sensor, extension, 10 ft
1067046	Cable, sensor, extension, 25 ft

## Reject, Marking, and Batch Control Equipment

Part Number	Description
377491	Ejector, rotary, 230 VAC, CE
377490	Ejector, rotary, 400-460 VAC, CE
738562	Ejector, rotary, 115 VAC, CW ROT, W/MC control
727664	System, ink marking, ENVL, w/20 ft cable (US)
727119	Pusher, pneumatic (w/regulator and hose)
7302542	Cable, colenoid, 10 m
727183	Ejection, mounting bracket, Bobst
727185	Ejection, mounting bracket, Jagenbert F. G.
7302114	Cable, cube interface, 10 m
7302372	Cable, cube panel to encoder input, 1 m
727188	Batch control, mounting bracket, Bobst-Media D&A

# LogiComm<sup>®</sup> Pattern Control and Verification System

This page intentionally blank



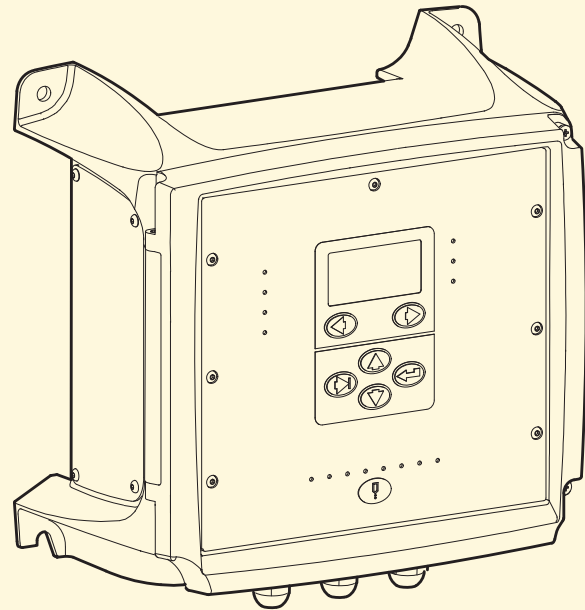
# LogiComm® Applicator Driver

## Description

The LogiComm applicator driver is a high-performance electric applicator driver for either hot melt or liquid adhesive applications that supports all Nordson adhesives electric applicators, eliminating the need for different drivers for different applicators. It has four trigger inputs to interface to a pattern control, PLC or other device. The driver is available in four or eight channel models, each with either convenient external quick disconnect connectors or with traditional terminal blocks where IPX4 water protection is needed.

Setup and troubleshooting are aided by LED indicators as well as sophisticated diagnostics. In addition, an alarm signal can be sent to a remote device such as a PLC.

Future driver firmware upgrades are performed via the internal USB port.



## Replacement Parts and Kits

### Applicator Driver—Connector Version

Part Number	Description
1074653	LogiComm applicator driver, 4 channel, connectors
1074654	LogiComm applicator driver, 8 channel, connectors

### Applicator Driver—Terminal Block Version

Part Number	Description
1074651	LogiComm applicator driver, 4 channel, terminal block
1074652	LogiComm applicator driver, 8 channel, terminal block

### Applicator Cables—Connector Version

Part Number	Description
7302530	Cable, LA820, 2.5 m (new conn on 820)
7302531	Cable, LA820, 5 m (new con on 820)
7302532	Cable, LA820, 10 m (new conn on 820)
1059608	Cable LA822, 5 m
1060587	Cable, LA822, 2.5 m
1060588	Cable, LA822, 10 m
7302533	Cable, WM801, 2.5 m
7302534	Cable, WM801, 5 m
7302535	Cable, WM801, 10 m
1063858	Cable, E400, 20 ft
1041835	Cable, E.dot (LogiComm to e.dot hose), 10 m
1059606	Cable, applicator, extension, 5 m
1074921	Cable, EM100/EM900, 5 m
1074922	Cable, E701, 5 m
1074923	Cable, M70X & E35X, 5 m
1074924	Cable, M70X & E35X, 2 coil, 5 m

# LogiComm® Applicator Driver

## Applicator Cables—Terminal Block Version

Part Number	Description
1041830	Cable, e.dot, 15 m
1015173	Cable, E400, 20 ft
1039761	Cable, E400, 12 m
1037535	Cable, E400, 25 m
1032902	Cable, EM100/EM900, 4.6 m, 240V
1046343	Cable, EM100/EM900, 4.6 m waterwash, 120V
1032904	Cable, EM100/EM900, 9.1 m, 240V
1046344	Cable, EM100/EM900, 9.1 m waterwash, 120V
1032447	Cable, EM100/EM900, 4.6 m waterwash, 240V
1032448	Cable, EM100/EM900, 9.1 m waterwash, 240V
183542	M70X & E35X, 18 ft (included w/applicator)
757883	Cable, E380, 6 ft
220764	Cable, M70X & E35X, waterwash, 20 ft (included with applicator)
111934	Cable, E701, 10 ft (included with applicator)
371189	Cable, WM 801, 5 m
377379	Cable, LA 820, LogiComm, 5 m
931158	Cable, 3 conductor, 50 ft (trigger)

## Other Cables—Connector Version

Part Number	Description
1089003	Cable, trigger, 20 m, LGD
1074925	Cable, alarm to pigtail, 10 m, LGD
1044019	Cable, trigger to pigtail, signal and power, 20 m, LogiComm
1089004	Cable, LA404-2 to LogiComm driver, 2 m
1089061	Cable, trigger extension, 5 m

## Service Kits—Connector Version

Part Number	Description
1074913	Kit, upgrade 4 channels to 8 channels, connector, LGD
1074915	Kit, trigger I/O, connector, LGD
1057892	Kit, 4-channel applicator output panel, conn, LogiComm

## Service Kits—Terminal Block Version

Part Number	Description
1074916	Kit, upgrade 4 channels to 8 channels, terminal block, LGD
1074917	Kit, mating terminal blocks, LGD

## Service Kits—Common

Part Number	Description
1057888	Kit, power supply module, LogiComm
1057891	Kit, facia, LogiComm
1074919	Kit, operator panel, LGD
1057887	Kit, universal applicator driver, LogiComm

## Spare Parts—Connector Version

Part Number	Description
1071931	Switch, connector, LGD
375353	Applicator mating connector
727216	Trigger mating connector, LogiComm

## Spare Parts—Terminal Block Version

Part Number	Description
1071301	Switch, terminal block, LGD
1056482	Panel, applicator output, TB, LGD

## Spare Parts—Common

Part Number	Description
939683	Fuse, type F, fast acting, 5 x 20 mm, 250V, 6.3 A, UL
1023676	Power cord - US

# LogiComm® OEM Applicator Driver Board

## Description

The LogiComm OEM applicator driver board is a high-performance, four-trigger, four output-channel electric applicator driver that easily installs in an OEM control cabinet to interface with a PLC. The driver comes programmed with settings for the e.dot Series electric applicator but can be reprogrammed via a computer to drive many other hot melt or liquid adhesive electric applicators.

Applicator drivers support communication to the PLC via the digital I/O. The customer can reset the driver to a fault condition or enable the driver. Additionally, a driver contact is opened upon a fault such as an open or short coil or a thermal fault.



## Primary Features

- Program driver settings via computer
- Four trigger inputs and four output channels
- Small driver size, DIN rail mounting, and two-piece plug type connectors facilitate installation in an OEM control cabinet
- Each output can be:
  - programmed to drive different applicator types
  - tested independently via a purge button or a signal from a PLC
- Two trigger modes are available: normal/bead and dot
- Four status LEDs for trigger, output, dot mode, and fault (short and open coil detection)
- Fully programmable to support current and future Nordson applicators
- Fully serviceable USB connection:
  - allows field software upgrades
  - allows uploading of new settings through software
  - allows ability to back up settings
- Digital I/O:
  - enable/disable driver or reset the driver from a fault condition
  - fault contact opened if an open/short coil is detected or a thermal fault
- Modbus TCP communication

# LogiComm<sup>®</sup> OEM Applicator Driver Board

## Replacement Parts and Kits

### Applicator Driver—Terminal Block Version

Part Number	Description
1079694	LogiComm OEM applicator driver board, 4 channel, terminal block

### Applicator Cables—Terminal Block Version

Part Number	Description
1041830	e.dot, 15 m
1015173	E400, 20 ft
1039761	E400, 12 m
1037535	E400, 25 m
1032902	EM100/EM900, 4.6 m, 240 V
1032904	EM100/EM900, 9.1 m, 240 V
1032447	EM100/EM900, 4.6 m, water-wash, 240 V
1032448	EM100/EM900, 4.6 m, water-wash, 240 V
1046343	EM100/EM900, 4.6 m, 120 V
1046344	EM100/EM900, 9.1 m, 120 V
220764	M70X & E35X, water-wash, 20 ft (included w/applicator)
111934	E701, 10 ft (included w/applicator)
371189	Cable, WM 801, 5 m
377379	Cable, LA 820 LogiComm, 5 m

### Other Cables—Terminal Block Version

Part Number	Description
931158	Cable, signal, 3-conductor, 50 ft

### Service Kits—Terminal Block Version

Part Number	Description
1079695	PCA, main, LGD, OEM
1079696	PCA, amplifier, LGD, OEM

### Spare Part—Terminal Block Version

Part Number	Description
939955	Fuse, 2A, time lag, 5 x 20



# Eclipse™ Series Pattern Controls

EPC-15 and EPC-30

## Description

The easy-to-use Eclipse series pattern controls deliver flexibility and precise adhesive placement for packaging and product assembly applications. By using just the panel keys, operators can run, change, and monitor system operations and make real-time adjustments to adhesive patterns, maximizing operational efficiencies and productivity. Both the EPC-15 and EPC-30 accommodate random-size cases automatically and generate solid and stitch patterns, reducing adhesive consumption.



EPC-15 pattern control



EPC-30 pattern control

## Replacement Parts and Kits

### EPC-15 and EPC-30 Power Supplies

Part Number	Description
772061	EPS-20, external power supply unit for EPC-30, converts 85–264 VAC, 47/63 Hz line voltage to 24 VDC
131739	PS-40 power supply, converts 100–240 VAC, 50/60 Hz line voltage to 24 VDC for the control module

### EPC-30 Encoders and Cables

Part Number	Description
772050	Encoder 12V differential line driver, 500 pulses/revolution, metric flange, M3 screw holes and 10 mm shaft
772051	Encoder 12V differential line driver, 500 pulses/revolution, U.S. standard flange, 0.220 in. screw taps and 3/8 in. shaft; use water-tight cable P/N772053 for water-wash conditions
772052	Encoder cable, water-tight cable assembly with MS type connector, 9.1 m (30 ft)
772053	Encoder cable, water-tight cable assembly with MS type connector, 9.1 m (30 ft), for use with water-wash encoder (P/N 772051)
311454	Friction wheel, 500 mm circumference, 10 mm diameter center hole
296144	Friction wheel, 500 mm circumference, 3/8 in. diameter center hole

# Eclipse™ Series Pattern Controls

EPC-15 and EPC-30

## EPC-15 and EPC-30 Photosensors and Cables

Part Number	Description
131476	Diffuse reflective photosensor with LED modulated beam; replaces tubular or bracket-mount sensors
1020512	Diffuse reflective (mini-beam); detects objects by sensing light reflected from the object
1020514	Mini-beam fiber-optic sensor (water-wash); uses a modulated infrared beam to transmit a signal via a glass, fiber-optic cable. Includes 0.9 m (3 ft) fiber-optic cable and 1.8 m (6 ft) power cable
131474	Retro-reflective photosensor with LED modulated beam; includes reflector; replaces tubular or bracket-mount sensors
131475	Polarized retro-reflective photosensor to use on shiny surfaces; includes reflector; replaces tubular or bracket-mount sensors
131473	Through-beam emitter photosensor; requires receiver P/N 131486
131486	Through-beam receiver photosensor; requires emitter P/N 131473
145974	Lens kit; provides retroreflective capability
1020500	Data beam fiber-optic sensor kit with 0.9 m (3 ft) cable, 1.8 m (6 ft) power cord
1020501	Data beam fiber-optic sensor kit with 1.8 m (6 ft) cable, 1.8 m (6 ft) power cord
1020502	Data beam fiber-optic sensor kit with 0.9 m (3 ft) cable, 4.6 m (15 ft) power cord
1020503	Data beam fiber-optic sensor kit with 1.8 m (6 ft) cable, 4.6 m (15 ft) power cord
1020506	Data beam fiber-optic sensor kit with 0.9 m (3 ft) cable, 7.6 m (25 ft) power cord
1020507	Data beam fiber-optic sensor kit with 1.8 m (6 ft) cable, 7.6 m (25 ft) power cord
1020483	Opposed 0.9 m (3 ft) cables (two cables)
1020484	Opposed 1.8 m (6 ft) cables
367144	Power supply, 12 VDC @ 200 mA or 24 VDC @ 200 mA
145278	Bifurcated fiber-optic cable, 0.9 m (3 ft), 1/8 in. dia., stainless-steel fittings
145279	Replacement cover for sensor (P/N 131476); provides retro-reflective capability for fiber-optic conversion

## EPC-15 Service Kits

Part Number	Description
320613	Replacement fuse, EPC-15
1124355	Kit, front panel assembly kit, EPC-15 (includes LCD module, cover, and membrane panel)
1124354	Kit, main control board, EPC-15
1089693	Kit, power supply, EPC-15 PS (for EPC 15 with built-in power supply P/N 1102630)
772027	Kit, DIN rail mounting, EPC-30 (includes DIN rail, rubber standoffs, screws, and mounting clips)
249691	Lower cover





## EPC-30 Service Kits

Part Number	Description
772025	Kit, fuse (includes all unit fuses so any fuse can be replaced) <sup>(A)</sup>
1124358	Kit, membrane panel and cover, EPC-30 (does not include the display board)
1124356	Kit, main control board, EPC-30 (does not include the DC-converter board or the mounting plate)
772031	Kit, DC converter board (includes the DC-converter board, 4-pin and 20-pin connectors, and mounting hardware)
1124357	Kit, LCD display/board assembly, EPC-30 (does not include the membrane panel or upper cover)
772027	Kit, DIN rail mounting, EPC-30 (includes DIN rail, rubber standoffs, screws, and mounting clips)
772023	Kit, quick-disconnect (includes all quick-disconnect terminal blocks) <sup>(B)</sup>
772030	Kit, I/O board (replaces an I/O board or can be used to add the I/O-board option in the field)
772072	Network communication cable for connecting the remote panel and unit, 9.1 m (30 ft) (RJ-45/RJ-45)
1044307	PatternView®, PC Windows® software program for remote programming of the Eclipse pattern controller <sup>(C)</sup>
772022	Kit, firmware (includes chips for display board and main control board)
772073	Terminator plug
277857	Cable, display board to main control board
277880	Cable, display board to power board
249691	Lower cover

<sup>(A)</sup> This kit includes a fuse for the optional I/O board. If your pattern control does not include this option, you will not need the 1-amp fuse in the kit.

<sup>(B)</sup> This kit includes the quick-disconnects used on the optional I/O board. If your pattern control does not include this option, you will not need these two parts.

<sup>(C)</sup> Only RS-232 serial port connection, not USB. Compatible with PC Windows 95/98, NT, and XP software.

## EPC-30 Run-Up Transducer and Components

Part Number	Description
772033	Transducer; regulates air pressure to piston pump units for run-up control; requires clean, dry, oil-free air
154890	Transducer (IP66 water-wash); regulates air pressure to piston pump units for run-up control; requires clean, dry, oil-free air
101293	Pneumatic regulator/gauge assembly, maximum 621 kPa (90 psi); use with run-up transducer for run up of 14:1 piston pump
901527	Pneumatic regulator/gauge assembly, maximum 483 kPa (70 psi); use with run-up transducer for run up of 21:1 piston pump
901515	Air filter; filters compressed air to run-up

# Eclipse™ Series Pattern Controls

EPC-15 and EPC-30

This page intentionally blank.



# LA 404-2 Pattern Control System

## Description

The distance-based LA 404-2 pattern control offers application flexibility and easy operation. With up to four channel capability and a choice of several different bead types, the control fits a broad range of high-end packaging or folding carton, envelope, and bag and sack manufacturing requirements.

In addition to quick connection cabling, the integrated applicator driver board and tip sealing activators simplify installation. The multi-language, menu-driven operator interface with scrollable LCD display simplifies programming. A 100-program memory delivers quick, easy changeovers.

Four independent triggers allow broad pattern flexibility. An integrated driver controls up to eight liquid adhesive electric applicators (2 per channel via splitter cable) or up to 24 pneumatic applicators (six 5.8-watt solenoids per channel).

The LA 404-2 control provides a number of bead choices, including dot, autospot, or continuous patterns. With four bead events per channel, the system delivers the flexibility to achieve a wide variety of gluing patterns.



## Replacement Parts and Kits

### Controller

Part Number	Description
7301861	LA 404-2

### Photocell

Part Number	Description
7301990	Photocell, LA650 NPN/PNP

### Photocell Cables & Bracket

Part Number	Description
7301645	Bracket, LA650
7301642	Bracket, FC, LA820 RC and LA650
377219	Cable, extension, photocell, LogiComm/LA 404-2, 5 m
7301988	Cable, extension, photocell, LogiComm/LA 404-2, 7 m

### Encoders

Part Number	Description
7302430	Kit, quadrature encoder with 5 m cable, bracket, and wheel (metric)
772050	Encoder, quadrature (EPC-30 metric)
772051	Encoder, quadrature (EPC-30 English)

# LA 404-2 Pattern Control System

## Encoder Cables and Accessories

Part Number	Description
377221	Cable, quadrature encoder, 5 m
372759	Cable, extension, encoder, 5 m
311454	Wheel, friction, quadrature encoder, 10 mm diameter
296144	Wheel, friction, quadrature encoder, 3/8 in. diameter
313370	Bracket, quadrature encoder (metric)

## I/P Transducer

Part Number	Description
377188	Transducer, I/P, 1 in 1 out (with 2 m cable)
377189	Transducer, I/P, 1 in 2 out (with 2 m cable)

## I/P Transducer Cables and Accessories

Part Number	Description
377641	Cable, run-up output, 5 m
377642	Cable, run-up output, 10 m
377228	Cable, extension, run-up, 5 m
377733	Kit, installation, run-up, 1 in 1 out
377734	Kit, installation, run-up, 1 in 2 out

## Cables—Electric Applicators

Part Number	Description
1059608	Cable, LA822, 5 m
1060587	Cable, LA822, 2.5 m
1060588	Cable, LA822, 10 m
377377	Cable, LA820 to LA 404-2/WM408, 5 m
377380	Cable, LA820 to LA 404-2/WM408, 10 m

## Cables—Pneumatic Applicators

Part Number	Description
7302542	Cable, applicator, discrete wire termination, 10 m

## Cables—Miscellaneous

Part Number	Description
7302543	Cable, adapter, applicator, LA 404-2 to LA 404
7302544	Cable, splitter, applicator LA 404-2 to LA 404
7302545	Cable, splitter, applicator, LA 404-2 to LA 404-2, 4-pin parallel
1059606	Cable, applicator, extension, 5 m
375353	Connector, applicator

## Accessories

Part Number	Description
1059609	Assembly, box, remote purge, LogiComm/LA 404-2
377230	Cable, remote outputs, 10 m
1042100	Cable, remote inputs, 10 m
738011	Kit, solenoid, tip seal
738208	Cable, tip seal output, 6 m (20 ft)
738334	Cable, extension, tip seal output, 2 m (7 ft)
738335	Cable, extension, tip seal output, 7 m (24 ft)
375226	Cable, tip seal output, pigtail, 20 m
1023676	Cable, power, IEC, 120V US, 9.8 ft
371943	Cable, power, IEC, 240V EU, 3 m
727142	Cable, extension, 9-pin D-sub, 3 m (10 ft)
1034146	Cable, extension, 9-pin D-sub, 4.5 m (15 ft)
1067046	Cable, extension, 9-pin D-sub, 7.6 m (25 ft)
377225	Cable, adapter, encoder, LA 404 to WM408
374871	Cable, adapter, encoder, LA 404 to WM408

## Service Kits

Part Number	Description
7302091	Board, display driver, LA 404-2
7302092	Board, display, LA 404-2
7302093	Board, applicator driver, LA 404-2
7302094	Board, rear panel complete, LA 404-2
7302095	Power supply, 5/24 VDC, LA 404-2
7302096	Power supply, 32 VDC, LA 404-2
7302097	Main power filter, LA 404-2
377685	Power entry module, LA 404-2
7302098	Kit, cable set, internal, LA 404-2

# Hot Melt Supplies and Training Videos

## Supplies

Part Number	Description	Recommended Use
900200	Adhesive, theadlocking	
900298	Compound, heat sink, 5 oz tube, 11281	To lubricate heater cartridges
1023441	Compound, thermal, NTE303, 1 g	
270755	Fluid, Type R	
902514	Gloves, protective	For use when working with any hot melt adhesive equipment
1120252	Grease, high-temp, PTFE, NSF-H1	
1124183	High-temp. grease, GLS, 595/N2 tube: 5 cc	
783959	High-temp. grease, GLS, 595/N2 tube: 250 g	
900419	Loctite adhesive #620	To apply to non-removable washers and screws
1108370	Lubricant, high-temp, NSF-H1, food grade	To lubricate seals and O-rings used in high-temperature applications
1120290	Lubricant, high-temp, NSF-H1, 1 oz. bottle	For lubricating SP pumps
1120200	Lubricant, grease, multi-purpose, NSF-H1	
1108371	Lubricant, Never-Seez, NSF-H1, food grade	To apply to removable washers and screws
1120201	Lubricant, O-ring, NSF-H1, 10 ml tube	To lubricate Viton O-rings
1108372	Lubricant, O-ring, NSF-H1, food grade	
1108369	Sealant, paste, PTFE, NSF-H1, food grade	To lubricate tank seals or NPT threads
931038	Tape, insulation, roll	To secure the insulation around heated components
1059671	Tool, multi-service device	Refer to "Multi-Service Device" on page 85.
143958	Wrist strap, ground, anti-static	For use when replacing circuit boards or other electrical components

## Training Videos

For Nordson training videos, go to [www.youtube.com/NordsonAdhesiveSyst](http://www.youtube.com/NordsonAdhesiveSyst).

# Hot Melt Supplies and Training Videos

This page intentionally blank.



# Series 3000V Melters

Vista™ Controls, Pumps, and Manifolds

## Description

Series 3000V units with Vista controls were available in many sizes and designs with various optional features. Standard features included release-coated tanks, cast-in heaters, RTD temperature control, and standby temperature control.

Units are recognizable by the type of electronic controls displayed on the end panel.

### Standard Vista Control features include:

- Enhanced noise immunity
- 7-day clock
- ON/OFF keys for heaters and pumps
- Temperature standby
- Temperature alarm bands
- Advanced diagnostics for fault conditions
- 480V 3-phase versions available



### Vista PC units include additional features:

- Integrated Pattern Control (PC)
- Standard or enhanced I/O boards for remote control
- Memory to store up to 99 patterns



### Vista TC (Temperature Control) units include:

- Modified version of standard Vista control units



# Series 3000V Melters

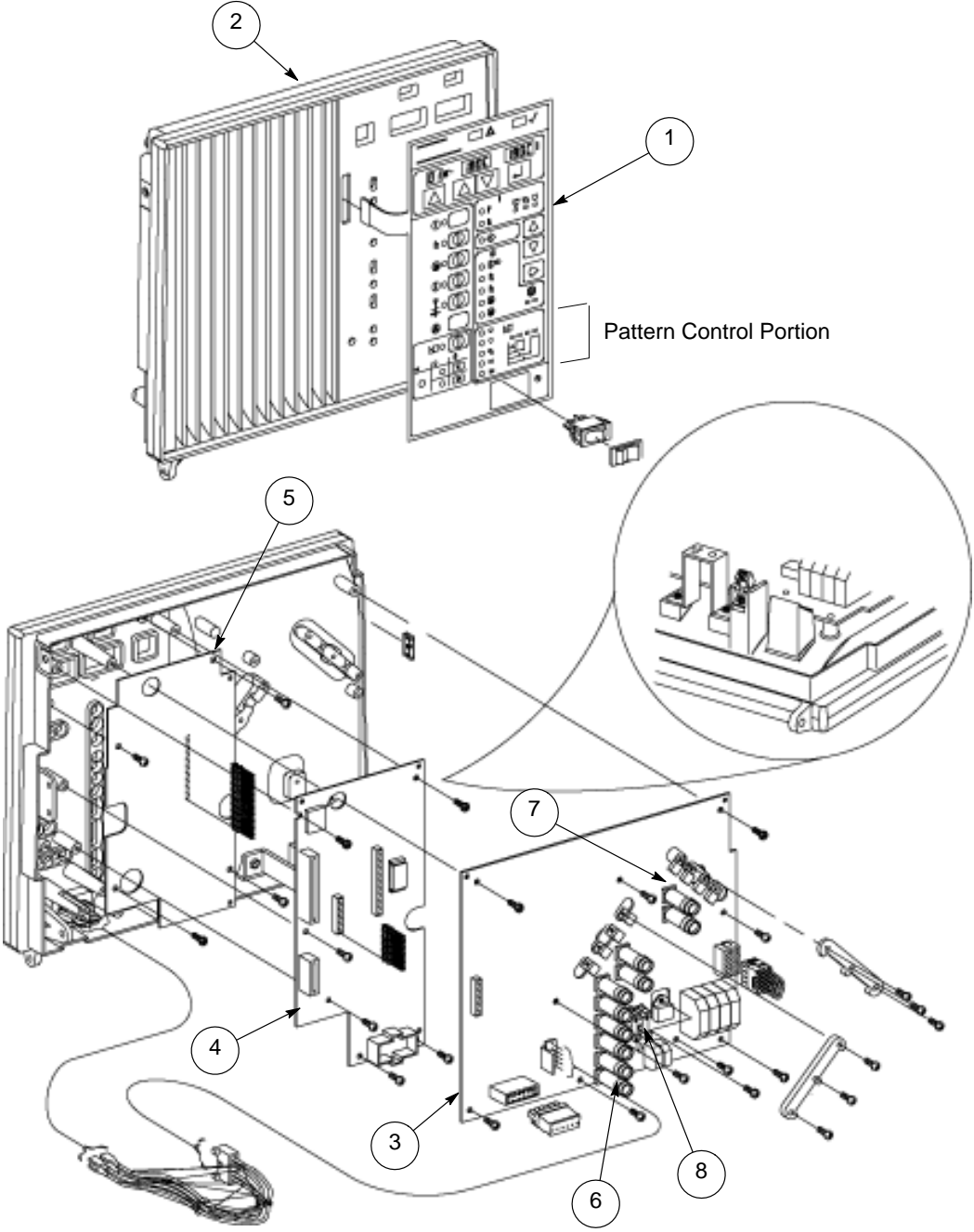
Vista™ Controls, Pumps, and Manifolds

## Replacement Parts and Kits

	Description	Standard or Pattern Control		TC
		Piston Pump Units Part Number	Gear Pump Units Part Number	Piston Pump Units Part Number
<b>Circuit Boards</b>				
	Vista control stack (standard units)	234428	326613	305607
	• Vista (480V)	328921	N/A	328929
	Vista control stack (pattern control units)	297710	307075	N/A
	• (480V)	328923	N/A	N/A
1	Vista membrane panel (standard units)	225458	225458	232682
1	Vista membrane panel (PC units)	227577	227577	N/A
2	Vista control end frame	234423	234423	234423
3	Vista power board	234427	234427	234427
4	Vista control board	234429	326614	248043
5	Vista display board (standard units)	234426	234426	248044
5	Vista display board (pattern control units)	247267	247267	N/A
	Contactor board	247266	247266	247266
	Grid power board	247265	247265	N/A
	Pattern control engine board	247263	247263	N/A
	Pattern control driver board	247264	247264	N/A
	Standard input/output (I/O) board	247261	247261	N/A
	Enhanced I/O board	239494	239494	N/A
	TC I/O Board	N/A	N/A	248045
	Motor control board	N/A	326620	N/A
	5/6 hose/applicator board	247260	N/A	N/A
	400 VAC tank board	247262	N/A	247262
	480 VAC tank board	333342	N/A	N/A
<b>Vista Electrical Components</b>				
6	Power Board Fuses			
	• Fuse, 1 A (2 required)	310904	310904	310904
7	• Fuse, 6.3 A (8 required)	939683	939683	939683
8	• Fuse, 25 A (2 required)	939491	939491	939491
	Contactor board fuses			
	• Fuse, 25 A (2 required)	939491	939491	939491
	• Fuse, 30 A (1 required)	939992	939992	939992
	5/6 hose/applicator board fuses			
	• Fuse, 6.3 A (4 required)	939683	939683	N/A
	Pattern control drive board fuses			
	• Fuse, 6.3 A (2 required)	939683	939683	N/A
	• Fuse, 1 A (1 required)	232515	232515	N/A
	Motor control board fuses			
	• Fuse, 4 A (2 required)	N/A	114876	N/A
	480 VAC distribution board fuses			
	• Fuse, 20 A (3 required)	939021	N/A	N/A
	• Fuse, 16 A (1 required)	297747	N/A	N/A
	RTD service kit	108907	108907	108907
	Thermostat service kit	249800	249800	249800







# Series 3000V Melters

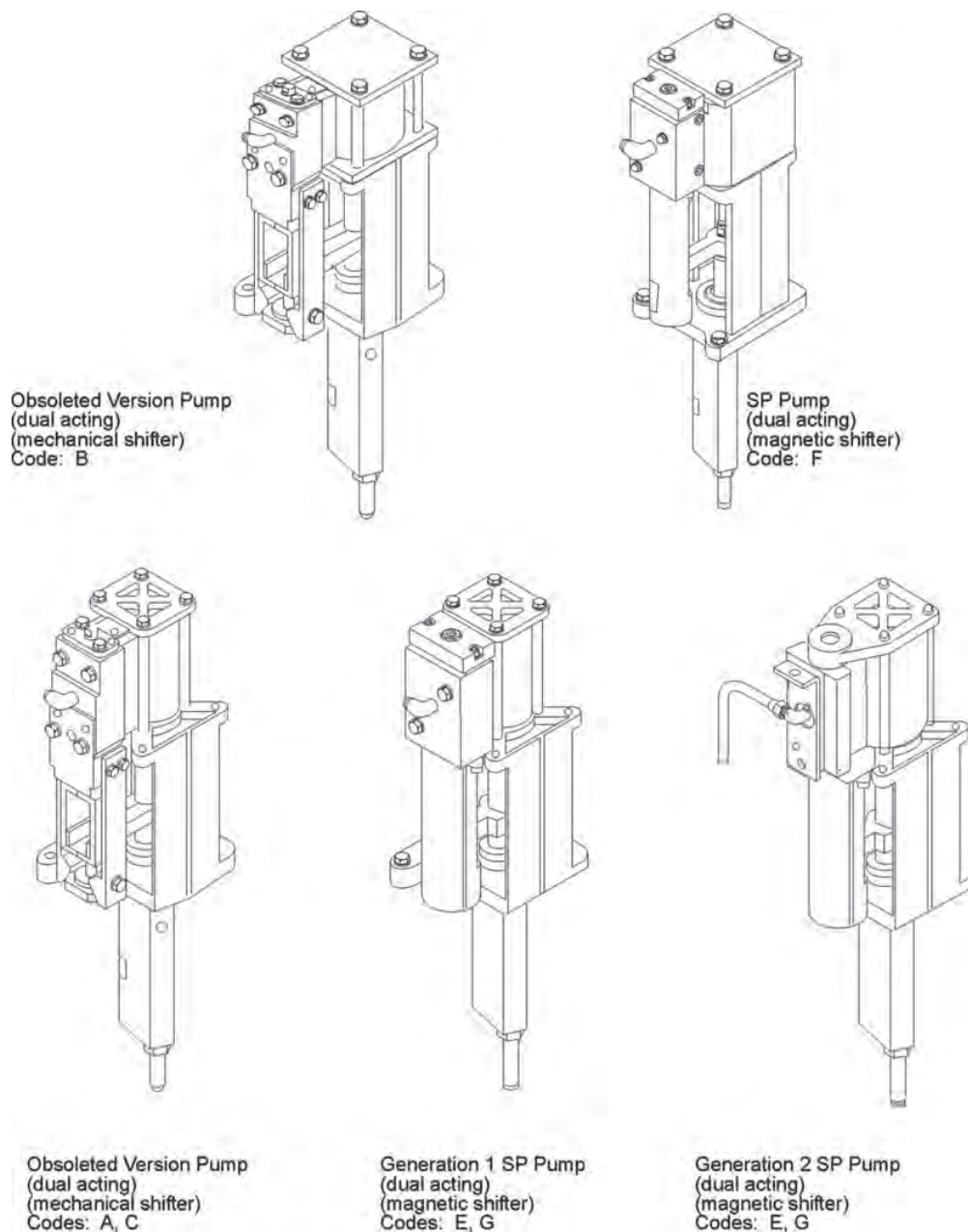
Vista™ Controls, Pumps, and Manifolds

## Series 3000V Piston Pumps

**Series 3000V units are available with 14:1, 21:1, or 6:1 dual-acting piston pumps.**

Nordson 3000 units originally had a mechanical shifter assembly to operate the pump. Units sold prior to 1994 had this type of pump.

In 1994 Nordson introduced the SP pump to replace the mechanical shifter pumps. The patented SP pump has a magnetic shifter that significantly reduces the possibility of the pump stalling. When you order a new, complete pump assembly, you will receive the SP pump. You can still get repair components for the old-style mechanical shifter pump.



## Pump Configuration Code

Your Series 3000V pump can be identified by the unit configuration code shown on the silver identification plate on your unit. Below is the location of the pump code in the unit configuration code:

3000 – X ■ XXX/\_ \_ \_

SP pumps are designated as configuration code letter E, F, or G. When ordering a replacement SP pump, we recommend that you also order a filter/regulator.

Description	SP Dual Acting Pumps			SP Single Acting
	14:1 (Code E)	21:1 (Code F)	6:1 (Code G)	10:1 (Code D)
	Part Number	Part Number	Part Number	Part Number
Pump assembly	161424	164683	164684	138235
Pump seal kit	164601			138160
• Pump retainer	986602	164685	167999	138150
Fork, magnetic shifter	166880	170641	166880	
Magnetic actuator assembly	155077	155077	155077	
• Magnetic actuator	164606	164606	164606	
Crossover tube	288031	288031	288031	288031
Regulator/filter assembly(1)				
• 1–4 hose units	165871	165873	165871	165871
• 5–6 hose units	165872	165874	165872	165872
Service kit, pump D, 10:1, with solenoid valve				
• 3500V(2)				336937
• 3700V(2)				336936
• 3930V				1002555
• 3860V				344042

<sup>(1)</sup> All regulator and filter assemblies contain a regulator with filter (part 165735) and a filter element (part 165870).

<sup>(2)</sup> Pump and solenoid are available as separate assemblies in the Uptime Plus Pack (part 138235).

## Solenoid Kits

Vista		
14:1	30VC1–4	1017845
6:1	30VC1–4	1017845
21:1	30VC1–4	237293
10:1		336935

# Series 3000V Melters

Vista™ Controls, Pumps, and Manifolds

## Series 3000V Piston Pumps *(contd.)*

### SP Series Piston Pumps

Mechanical Style pumps are designated as A, B, or C. Replacement components still available for these pumps are listed below.

If you need a complete new pump, order the SP pump replacement is indicated below.

### Components for Piston Pumps with Configuration Codes A, B, or C (Obsoleted Pumps)

Pump Code A = 14:1 Dual Acting Piston Pump

**(Replacement pump is SP 14:1, Code E, P/N 161424)**

Part Number	Description
105450	Pump seal kit
105451	Crossover tube kit
105452	Seat & ball replacement kit
105453	Hydraulic pump piston replacement
288027	<ul style="list-style-type: none"> <li>Piston assembly, hydraulic pump</li> </ul>
120306	Back-up & O-ring for crossover tube
120599	Pump mount replacement
105448	Air cylinder: washer and gasket replacement kit
105449	Lock nut/washer replacement
105454	Block/washer replacement kit
276315	Valve/shifter assembly
276861	<ul style="list-style-type: none"> <li>Air control valve assembly</li> </ul>
274997	<ul style="list-style-type: none"> <li>Shifter &amp; spring assembly</li> </ul>
274669	Solenoid valve assembly

Pump Code B = 21:1 Dual Acting Piston Pump

**(Replacement Pump is SP 21:1, Code F, P/N 164683)**

Part Number	Description
105458	Pump seal kit
105451	Crossover tube kit
105459	Seat & ball replacement kit
142139	Hydraulic pump piston replacement
120306	Back-up & O-ring for crossover tube
141062	Pump mount replacement
105457	Air cylinder: washer and gasket replacement kit
105449	Lock nut/washer replacement
105454	Block/washer replacement kit
276315	Valve/shifter assembly
276861	<ul style="list-style-type: none"> <li>Air control valve assembly</li> </ul>
274997	<ul style="list-style-type: none"> <li>Shifter &amp; spring assembly</li> </ul>
132384	Solenoid valve assembly

Pump Code C = 6:1 Dual Acting Piston Pump

**(Replacement Pump is SP 6:1, Code G, P/N 164684)**

Part Number	Description
105458	Pump seal kit
105451	Crossover tube kit
105459	Seat & ball replacement kit
118671	Hydraulic pump piston replacement
120306	Back-up & O-ring for crossover tube
120599	Pump mount replacement
118670	Air cylinder: washer and gasket replacement kit
105454	Block/washer replacement kit
276315	Valve/shifter assembly
276861	<ul style="list-style-type: none"> <li>Air control valve assembly</li> </ul>
274997	<ul style="list-style-type: none"> <li>Shifter &amp; spring assembly</li> </ul>
274669	Solenoid valve assembly

## Series 3000V Gear Pumps *(contd.)*

### 1/3 HP AC Motor/Gear Pump

Series 3000V units were available with AC gear pumps. The identification of your pump type is on your unit serial number plate. Your pump type will be designated as follows:

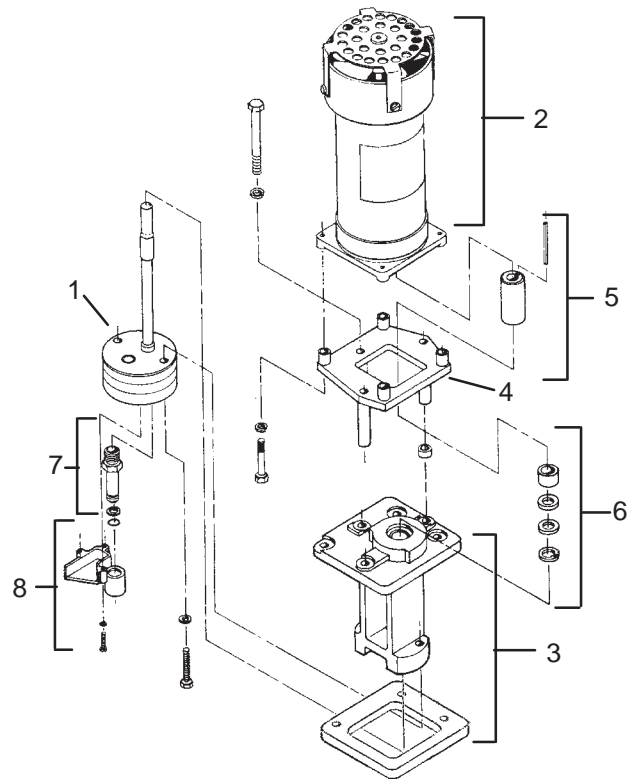
### Gear Pump and Motor Assemblies Configuration Code

3000 – X   XXX/ \_ \_ \_

Code	Description	Pump Output lb/hr	Part Number
K	1/3 HP AC 200V	54	130592
L	1/3 HP AC 230V	54	120475

### 1/3 HP AC Motor/Gear Pump Assemblies

Item No.	Part Number	Description
	130592	Complete Motor/Pump Assembly <i>Pump K Contains:</i>
1	120461 (5/10/95 and earlier) 184365 (after 5/10/95)	<ul style="list-style-type: none"> <li>• AC Pump</li> </ul>
2	130593	<ul style="list-style-type: none"> <li>• Motor, AC, 200V</li> </ul>
5	120460	<ul style="list-style-type: none"> <li>• Coupling &amp; Key Replacement</li> </ul>
6	120458	<ul style="list-style-type: none"> <li>• Seal &amp; Bushing Kits</li> </ul>
	120475	Complete Motor/Pump Assembly <i>Pump L Contains:</i>
1	184365 (5/10/95 and earlier) 120461 (after 5/10/95)	<ul style="list-style-type: none"> <li>• AC Pump</li> </ul>
2	120476	<ul style="list-style-type: none"> <li>• Motor, AC, 230V</li> </ul>
5	120460 (5/10/95 and earlier) 182117 (after 5/10/95)	<ul style="list-style-type: none"> <li>• Coupling &amp; Key Replacement</li> </ul>
6	120458 (5/10/95 and earlier) 184237 (after 5/10/95)	<ul style="list-style-type: none"> <li>• Seal &amp; Bushing Kits</li> </ul>



AC Motor/Gear Pump

### AC Pump and Motor Kits

Item No.	Part Number	Description
3	120471	Pump Mount
4	120470	Motor Mount Support Kit
7	120377	Crossover Tube Replacement
8	120380	Return Tube Replacement
	142316	Air Fan Replacement

# Series 3000V Melters

Vista™ Controls, Pumps, and Manifolds

## Series 3000V Manifolds

### Manifold Configuration Code

A manifold directs the flow of melted, filtered adhesive to as many as six hoses. The manifold has a 45-degree face for easy hose routing, and connecting elbows allow hoses to be positioned either horizontally or vertically. In addition, a pressure-relief valve transfers melted material to the tank when system pressure exceeds 1,500 psi.

3000 – X X ■ XX/ \_ \_ \_

Manifold Description	Manifold	Manifold Assemblies*
	Code	Part Number
Non-circulating, 4 hose, piston pump, SF	A	105413
Non-circulating, 6 hose, piston pump, SF	B	105436
Non-circulating, 6 hose, piston pump, RFF	C	105442
Internal circulating, 4 hose, AC, PCV, SF	J	120294
External circulating, 2 hose, piston pump, CV, SF	S	134756
External circulating, 2 hose, piston pump, CV, RFF	T	134757

SF = Standard Filter

RFF = Reverse-Flush Filter

PCV = Pressure Control Valve

CV = Circulation Control Valve

**\*Important Product Notice** - All manifold designs (except A, B, and C) received an improved pressure relief valve at the beginning of 1999. The improved valve is not retro-fittable to manifolds built before 1999. Be sure to use the correct valve for your manifold to prevent damage to the manifold.

On the following pages, “\*” denotes the newer model pressure relief valve design.

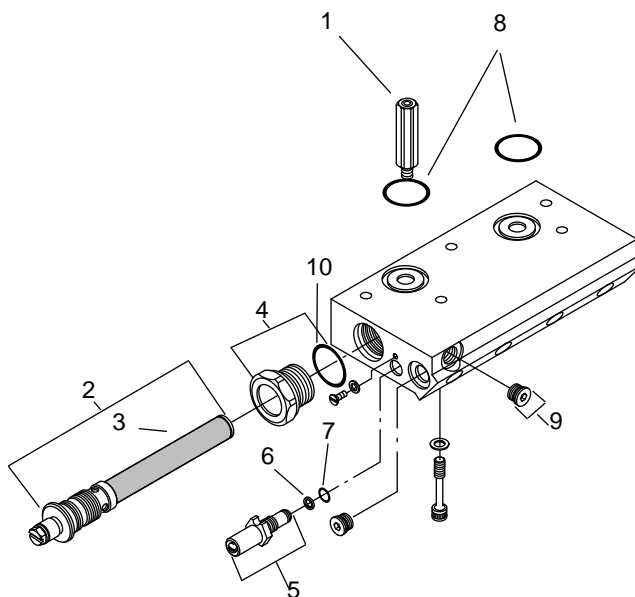
## Manifold Replacement Parts

Components for your **Series 3000V manifold** are dependent upon the type of manifold used on your unit. Check your manifold configuration code and then select the appropriate part numbers for your specific manifold.

**Code A** = Non-circulating, 4 hose, piston pump, standard filter

Item No.	Part Number	Description
1	120324	PRV (pressure relief valve)
2	105432	Standard filter assembly
3	274578	Filter screen, 0.006 mesh
4	105433	Filter bung adapter with O-ring
5	276024	Drain valve assembly contains:
6	954036	• Back-up ring
7	940101	• O-ring, Viton
	986239	• Retaining ring, spiral
	105434	Filter screen & O-rings kit
8	105523	Pkg. of 5 O-rings
	940281	• O-ring, Viton, 1.375 X 1.50 X .063
9	105415	Plug, O-ring, 9/16, pkg. of 8
10	105525	O-ring, Viton (pkg. of 4)

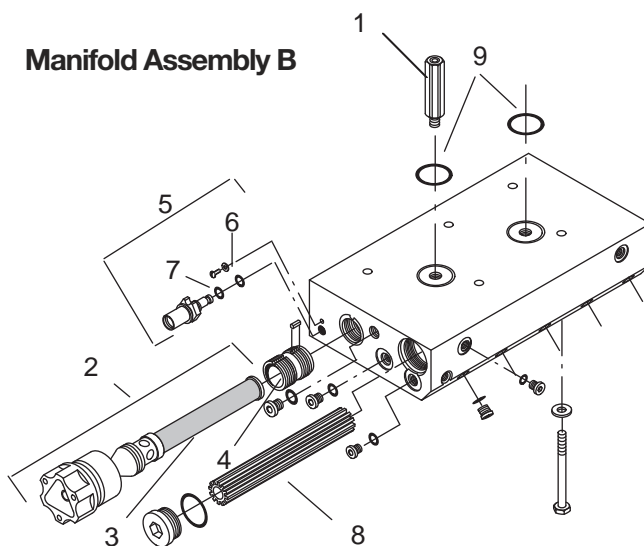
### Manifold Assembly A



**Code B** = Non-circulating, 6 hose, piston pump, standard filter

Item No.	Part Number	Description
1	120324	PRV (pressure relief valve)
2	105438	Standard filter assembly
3	274578	Filter screen, 0.006 mesh
4	105439	Filter bung adapter kit
5	276024	Drain valve assembly contains:
6	940101	• O-ring, Viton
7	954036	• Back-up ring
	986239	• Retaining ring, spiral
	109729	Filter screen & O-rings kit
8	288109	Heat exchanger
9	105523	Pkg. of 5 O-rings
	940281	• O-ring, Viton, 1.375 X 1.50 X .063
10	105415	Plug, O-ring, 9/16, pkg. of 8

### Manifold Assembly B



# Series 3000V Melters

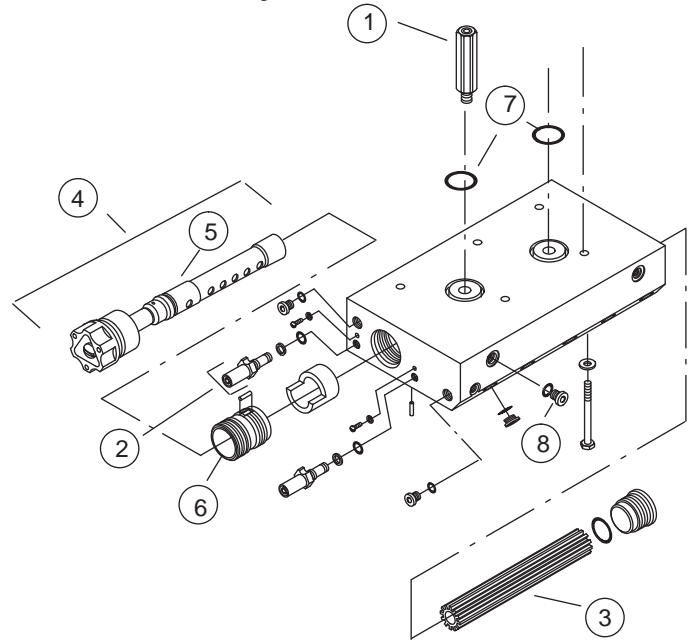
Vista™ Controls, Pumps, and Manifolds

## Manifold Replacement Parts *(contd.)*

**Code C** = Non-circulating, 6 hose, piston pump, reverse flush filter

Item No.	Part Number	Description
1	120324	PRV (pressure relief valve)
2	276024	Drain valve assembly contains:
	940101	• O-ring, Viton
	954036	• Back-up ring
	986239	• Retaining ring, spiral
3	288109	Heat exchanger
4	105443	Reverse flush filter assembly
5	288092	• Filter screen, 0.006 mesh
6	288094	Filter bung
	941201	O-ring, Viton
	105445	Filter screen spring and O-ring kit
	105523	Pkg. of 5 O-rings
7	940281	• O-ring, Viton, 1.375 X 1.50 X .063
8	105415	Plug, O-ring, 9/16, pkg. of 8

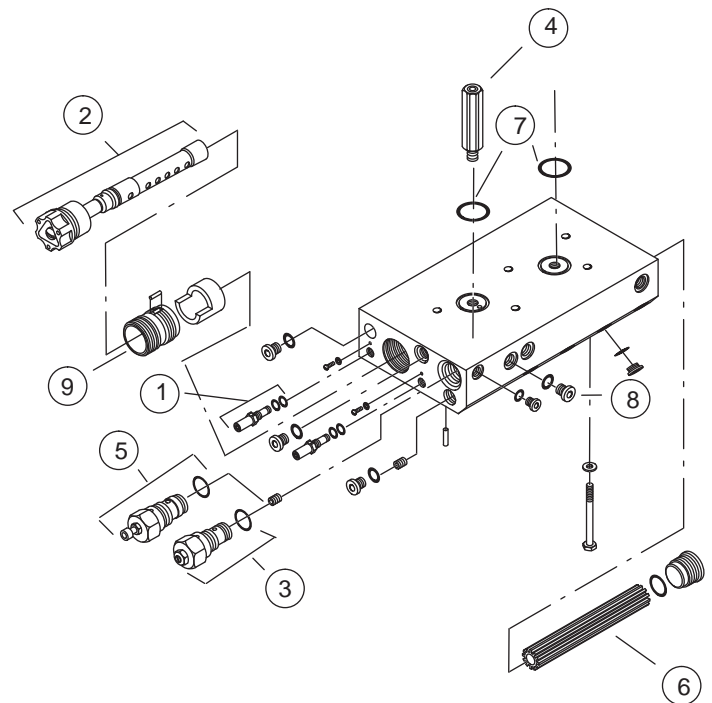
**Manifold Assembly C**



**Code T** = External circulating, 2 hose, piston pump, circulation valve, reverse flush filter

Item No.	Part Number	Description
1	276024	Drain valve assembly contains:
	940101	• O-ring, Viton
	954036	• Back-up ring
	986239	• Retaining ring, spiral
2	105443	Reverse flush filter assembly
	288092	• Filter screen, 0.006 mesh
	941201	O-ring, Viton
3	120325	Cv (circulation valve)
	120297	• O-ring
4	120324	PRV (pressure relief valve)
	306827*	PRV (pressure relief valve)
5	120302	PCV (pressure control valve) not used
6	288109	Heat exchanger
	105523	Pkg. of 4 O-rings
7	940281	• O-ring, Viton, 1.375 X 1.50 X .063
8	105415	Plug, O-ring, 9/16, pkg. of 8
9	288094	Filter bung

**Manifold Assembly T**



\* *New pressure relief valve design*

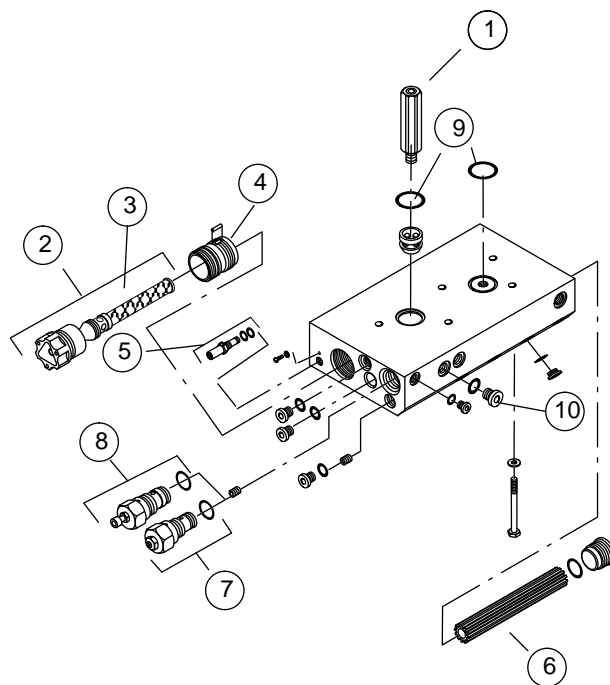


**Code S** = External circulating, 2 hose, piston pump, circulation valve, standard filter

Item No.	Part Number	Description
1	120324	PRV (pressure relief valve)
	306827*	PRV (pressure relief valve)
2	105438	Standard filter assembly
3	274578	Filter screen, 0.006 mesh
	941201	O-ring, Viton
4	105439	Filter bung adapter
5	276024	Drain valve assembly contains:
	940101	• O-ring, Viton
	954036	• Back-up ring
	986239	• Retaining ring, spiral
6	288109	Heat exchanger
7	120325	PCV (circulation valves)
	120297	• O-ring
8	120302	PCV (pressure control valve) not used
	105523	Pkg. of 5 O-rings
9	940281	• O-ring, Viton, 1.375 X 1.50 X .063
10	105415	Plug, O-ring, 9/16, pkg. of 8

\*New pressure relief valve design

### Manifold Assembly S

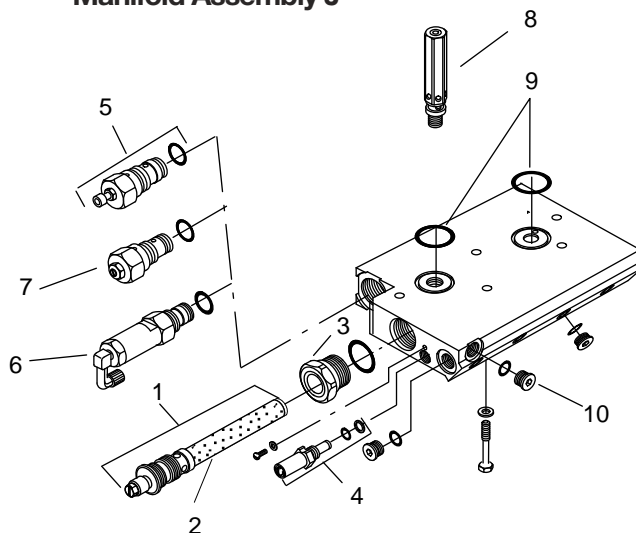


**Code J** = Internal circulating, 4 hose, AC, pressure control valve, standard filter

Item No.	Part Number	Description
1	105432	Standard filter assembly
2	274578	Filter screen, 0.006 mesh
3	105433	Filter bung adapter
	941172	O-ring, Viton
4	276024	Drain valve assembly contains:
	940101	• O-ring, Viton
	954036	• Back-up ring
	986239	• Retaining ring, spiral
	105434	Filter screen & O-rings kit
5	120302	PCV (pressure control valve)
6	120326	MPC (motor pressure control) not used
7	120325	CV (circulation valve) not used
8	120324	PRV (pressure relief valve)
	306827*	PRV (pressure relief valve)
9	105525	Pkg. of 5 O-rings
	941220	• O-ring, Viton, 1.125 X 1.313 X .094
10	105415	Plug, O-ring, 9/16, pkg. of 8

\*New pressure relief valve design

### Manifold Assembly J



# Series 3000V Melters

Vista™ Controls, Pumps, and Manifolds

This page intentionally blank

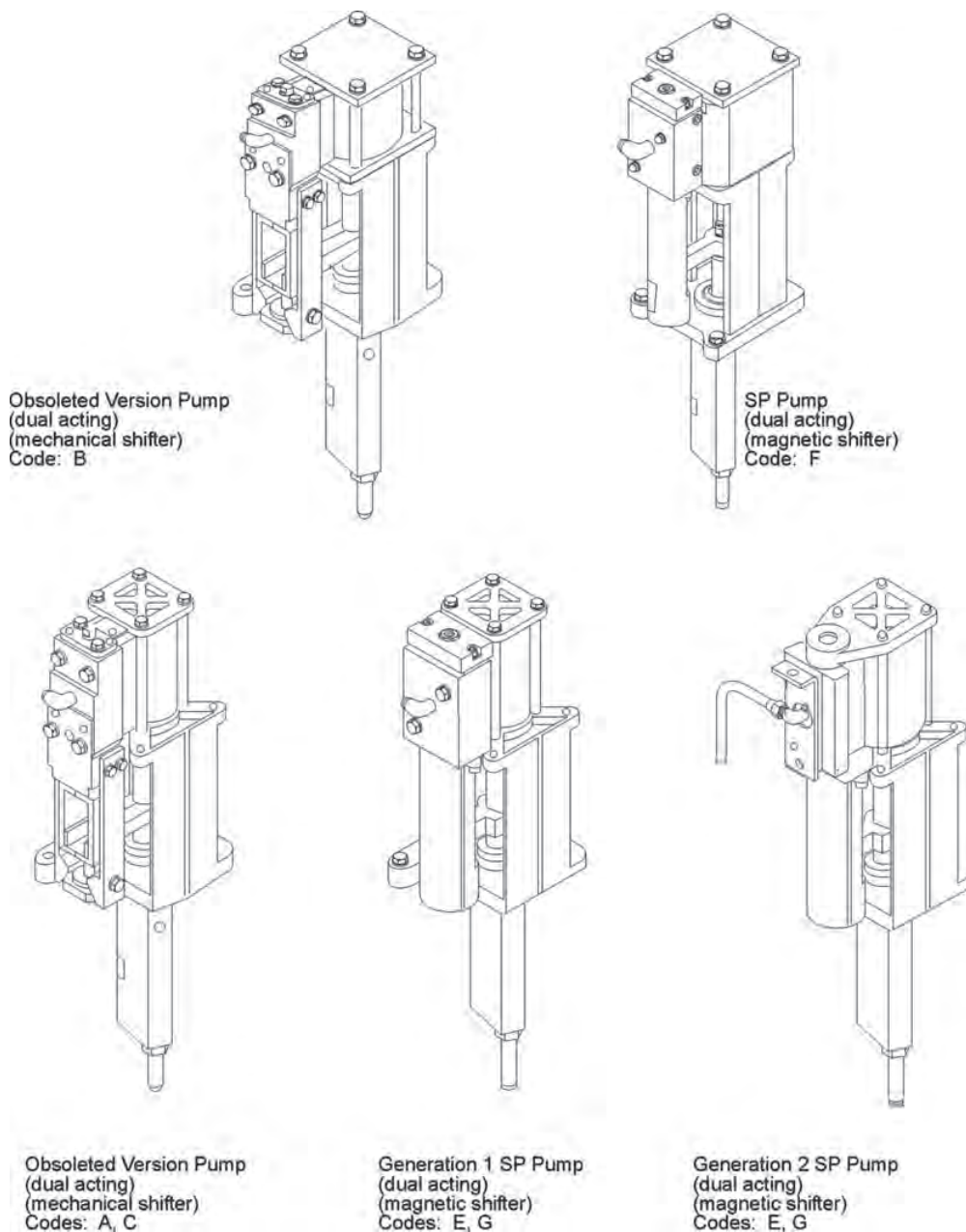


## Series 3000V Piston Pumps

**Series 3000V units are available with 14:1, 21:1, or 6:1 dual-acting piston pumps.**

Nordson 3000 units originally had a mechanical shifter assembly to operate the pump. Units sold prior to 1994 had this type of pump.

In 1994 Nordson introduced the SP pump to replace the mechanical shifter pumps. The patented SP pump has a magnetic shifter that significantly reduces the possibility of the pump stalling. When you order a new, complete pump assembly, you will receive the SP pump. You can still get repair components for the old-style mechanical shifter pump.



## Pump Configuration Code

Your Series 3000V pump can be identified by the unit configuration code shown on the silver identification plate on your unit. Below is the location of the pump code in the unit configuration code:

3000 – X ■ XXX/\_ \_ \_

SP pumps are designated as configuration code letter E, F, or G. When ordering a replacement SP pump, we recommend that you also order a filter/regulator.

Description	SP Dual Acting Pumps			SP Single Acting
	14:1 (Code E)	21:1 (Code F)	6:1 (Code G)	10:1 (Code D)
	Part Number	Part Number	Part Number	Part Number
Pump assembly	161424	164683	164684	138235
Pump seal kit	164601			138160
• Pump retainer	986602	164685	167999	138150
Fork, magnetic shifter	166880	170641	166880	
Magnetic actuator assembly	155077	155077	155077	
• Magnetic actuator	164606	164606	164606	
Crossover tube	288031	288031	288031	288031
Regulator/filter assembly(1)				
• 1–4 hose units	165871	165873	165871	165871
• 5–6 hose units	165872	165874	165872	165872
Service kit, pump D, 10:1, with solenoid valve				
• 3500V(2)				336937
• 3700V(2)				336936
• 3930V				1002555
• 3860V				344042

(1) All regulator and filter assemblies contain a regulator with filter (part 165735) and a filter element (part 165870).

(2) Pump and solenoid are available as separate assemblies in the Uptime Plus Pack (part 138235).

## Solenoid Kits

Vista		
14:1	30VC1–4	1017845
6:1	30VC1–4	1017845
21:1	30VC1–4	237293
10:1		336935

## Series 3000V Piston Pumps *(contd.)*

### SP Series Piston Pumps

Mechanical Style pumps are designated as A, B, or C. Replacement components still available for these pumps are listed below.

If you need a complete new pump, order the SP pump replacement is indicated below.

### Components for Piston Pumps with Configuration Codes A, B, or C (Obsoleted Pumps)

Pump Code A = 14:1 Dual Acting Piston Pump

**(Replacement pump is SP 14:1, Code E, P/N 161424)**

Part Number	Description
105450	Pump seal kit
105451	Crossover tube kit
105452	Seat & ball replacement kit
105453	Hydraulic pump piston replacement
288027	<ul style="list-style-type: none"> <li>Piston assembly, hydraulic pump</li> </ul>
120306	Back-up & O-ring for crossover tube
120599	Pump mount replacement
105448	Air cylinder: washer and gasket replacement kit
105449	Lock nut/washer replacement
105454	Block/washer replacement kit
276315	Valve/shifter assembly
276861	<ul style="list-style-type: none"> <li>Air control valve assembly</li> </ul>
274997	<ul style="list-style-type: none"> <li>Shifter &amp; spring assembly</li> </ul>
274669	Solenoid valve assembly

Pump Code B = 21:1 Dual Acting Piston Pump

**(Replacement Pump is SP 21:1, Code F, P/N 164683)**

Part Number	Description
105458	Pump seal kit
105451	Crossover tube kit
105459	Seat & ball replacement kit
142139	Hydraulic pump piston replacement
120306	Back-up & O-ring for crossover tube
141062	Pump mount replacement
105457	Air cylinder: washer and gasket replacement kit
105449	Lock nut/washer replacement
105454	Block/washer replacement kit
276315	Valve/shifter assembly
276861	<ul style="list-style-type: none"> <li>Air control valve assembly</li> </ul>
274997	<ul style="list-style-type: none"> <li>Shifter &amp; spring assembly</li> </ul>
132384	Solenoid valve assembly

Pump Code C = 6:1 Dual Acting Piston Pump

**(Replacement Pump is SP 6:1, Code G, P/N 164684)**

Part Number	Description
105458	Pump seal kit
105451	Crossover tube kit
105459	Seat & ball replacement kit
118671	Hydraulic pump piston replacement
120306	Back-up & O-ring for crossover tube
120599	Pump mount replacement
118670	Air cylinder: washer and gasket replacement kit
105454	Block/washer replacement kit
276315	Valve/shifter assembly
276861	<ul style="list-style-type: none"> <li>Air control valve assembly</li> </ul>
274997	<ul style="list-style-type: none"> <li>Shifter &amp; spring assembly</li> </ul>
274669	Solenoid valve assembly

## Series 3000V Gear Pumps *(contd.)*

### 1/3 HP AC Motor/Gear Pump

Series 3000V units were available with AC gear pumps. The identification of your pump type is on your unit serial number plate. Your pump type will be designated as follows:

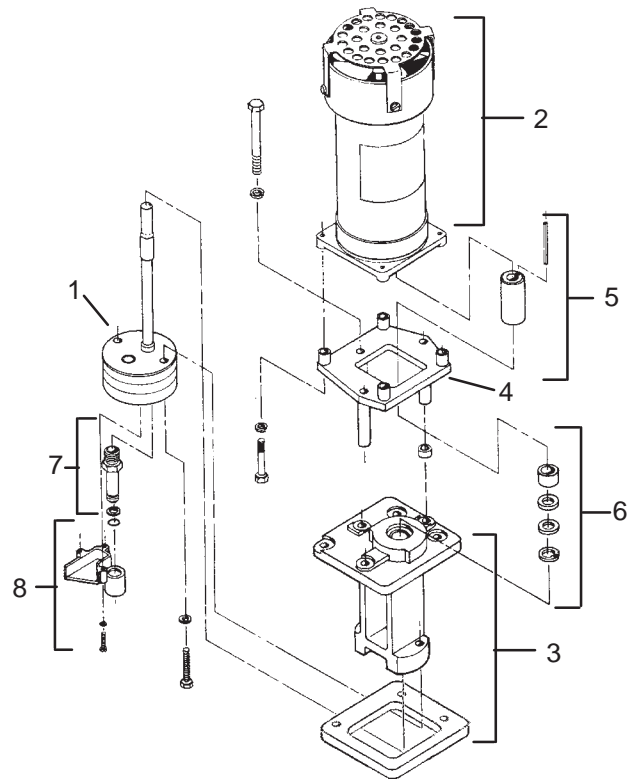
### Gear Pump and Motor Assemblies Configuration Code

3000 – X   XXX/ \_ \_ \_

Code	Description	Pump Output lb/hr	Part Number
K	1/3 HP AC 200V	54	130592
L	1/3 HP AC 230V	54	120475

### 1/3 HP AC Motor/Gear Pump Assemblies

Item No.	Part Number	Description
	130592	Complete Motor/Pump Assembly <i>Pump K Contains:</i>
1	120461 (5/10/95 and earlier) 184365 (after 5/10/95)	<ul style="list-style-type: none"> <li>AC Pump</li> </ul>
2	130593	<ul style="list-style-type: none"> <li>Motor, AC, 200V</li> </ul>
5	120460	<ul style="list-style-type: none"> <li>Coupling &amp; Key Replacement</li> </ul>
6	120458	<ul style="list-style-type: none"> <li>Seal &amp; Bushing Kits</li> </ul>
	120475	Complete Motor/Pump Assembly <i>Pump L Contains:</i>
1	184365 (5/10/95 and earlier) 120461 (after 5/10/95)	<ul style="list-style-type: none"> <li>AC Pump</li> </ul>
2	120476	<ul style="list-style-type: none"> <li>Motor, AC, 230V</li> </ul>
5	120460 (5/10/95 and earlier) 182117 (after 5/10/95)	<ul style="list-style-type: none"> <li>Coupling &amp; Key Replacement</li> </ul>
6	120458 (5/10/95 and earlier) 184237 (after 5/10/95)	<ul style="list-style-type: none"> <li>Seal &amp; Bushing Kits</li> </ul>



AC Motor/Gear Pump

### AC Pump and Motor Kits

Item No.	Part Number	Description
3	120471	Pump Mount
4	120470	Motor Mount Support Kit
7	120377	Crossover Tube Replacement
8	120380	Return Tube Replacement
	142316	Air Fan Replacement

## Series 3000V Manifolds

### Manifold Configuration Code

A manifold directs the flow of melted, filtered adhesive to as many as six hoses. The manifold has a 45-degree face for easy hose routing, and connecting elbows allow hoses to be positioned either horizontally or vertically. In addition, a pressure-relief valve transfers melted material to the tank when system pressure exceeds 1,500 psi.

3000 – X X ■ XX/ \_ \_ \_



Manifold Description	Manifold	Manifold Assemblies*
	Code	Part Number
Non-circulating, 4 hose, piston pump, SF	A	105413
Non-circulating, 6 hose, piston pump, SF	B	105436
Non-circulating, 6 hose, piston pump, RFF	C	105442
Internal circulating, 4 hose, AC, PCV, SF	J	120294
External circulating, 2 hose, piston pump, CV, SF	S	134756
External circulating, 2 hose, piston pump, CV, RFF	T	134757

SF = Standard Filter

RFF = Reverse-Flush Filter

PCV = Pressure Control Valve

CV = Circulation Control Valve

**\*Important Product Notice** - All manifold designs (except A, B, and C) received an improved pressure relief valve at the beginning of 1999. The improved valve is not retro-fittable to manifolds built before 1999. Be sure to use the correct valve for your manifold to prevent damage to the manifold.

On the following pages, “ \* ” denotes the newer model pressure relief valve design.

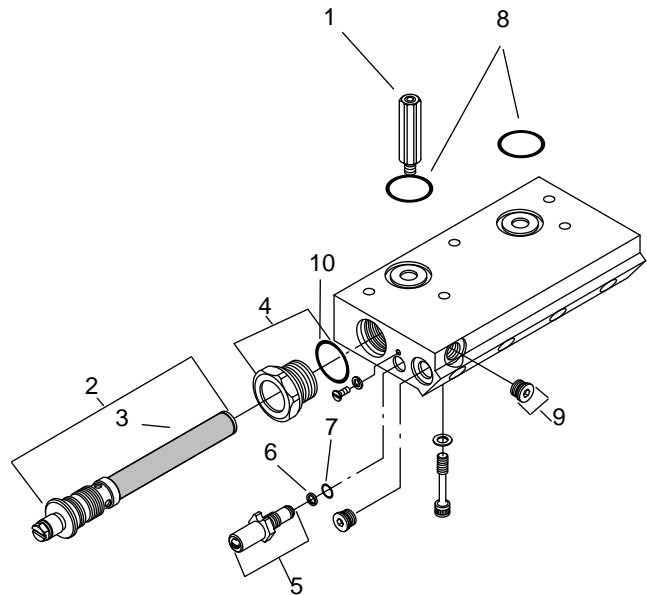
## Manifold Replacement Parts

Components for your **Series 3000V manifold** are dependent upon the type of manifold used on your unit. Check your manifold configuration code and then select the appropriate part numbers for your specific manifold.

**Code A** = Non-circulating, 4 hose, piston pump, standard filter

Item No.	Part Number	Description
1	120324	PRV (pressure relief valve)
2	105432	Standard filter assembly
3	274578	Filter screen, 0.006 mesh
4	105433	Filter bung adapter with O-ring
5	276024	Drain valve assembly contains:
6	954036	• Back-up ring
7	940101	• O-ring, Viton
	986239	• Retaining ring, spiral
	105434	Filter screen & O-rings kit
8	105523	Pkg. of 5 O-rings
	940281	• O-ring, Viton, 1.375 X 1.50 X .063
9	105415	Plug, O-ring, 9/16, pkg. of 8
10	105525	O-ring, Viton (pkg. of 4)

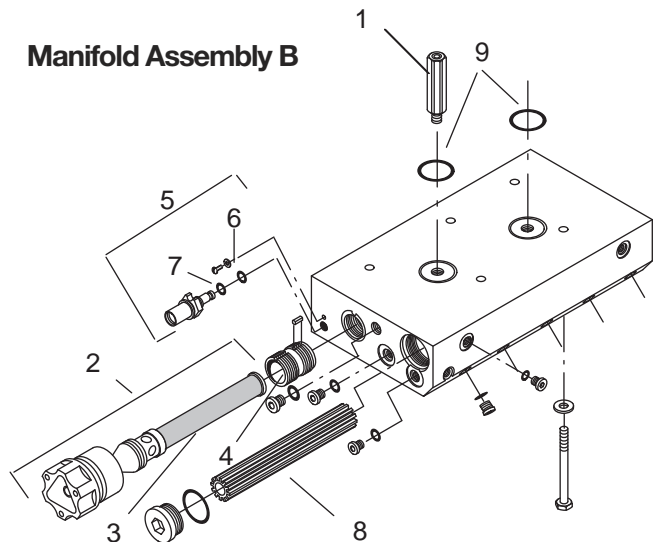
### Manifold Assembly A



**Code B** = Non-circulating, 6 hose, piston pump, standard filter

Item No.	Part Number	Description
1	120324	PRV (pressure relief valve)
2	105438	Standard filter assembly
3	274578	Filter screen, 0.006 mesh
4	105439	Filter bung adapter kit
5	276024	Drain valve assembly contains:
6	940101	• O-ring, Viton
7	954036	• Back-up ring
	986239	• Retaining ring, spiral
	109729	Filter screen & O-rings kit
8	288109	Heat exchanger
9	105523	Pkg. of 5 O-rings
	940281	• O-ring, Viton, 1.375 X 1.50 X .063
10	105415	Plug, O-ring, 9/16, pkg. of 8

### Manifold Assembly B



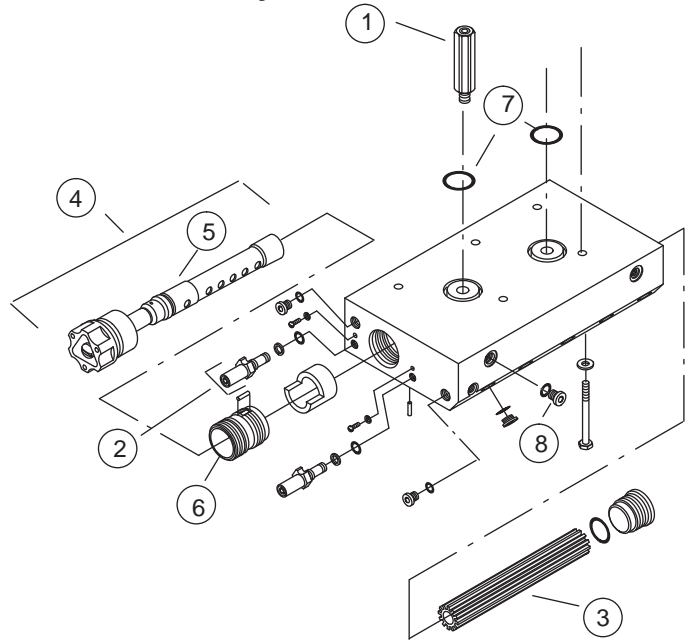


### Manifold Replacement Parts *(contd.)*

**Code C** = Non-circulating, 6 hose, piston pump, reverse flush filter

Item No.	Part Number	Description
1	120324	PRV (pressure relief valve)
2	276024	Drain valve assembly contains:
	940101	• O-ring, Viton
	954036	• Back-up ring
	986239	• Retaining ring, spiral
3	288109	Heat exchanger
4	105443	Reverse flush filter assembly
5	288092	• Filter screen, 0.006 mesh
6	288094	Filter bung
	941201	O-ring, Viton
	105445	Filter screen spring and O-ring kit
	105523	Pkg. of 5 O-rings
7	940281	• O-ring, Viton, 1.375 X 1.50 X .063
8	105415	Plug, O-ring, 9/16, pkg. of 8

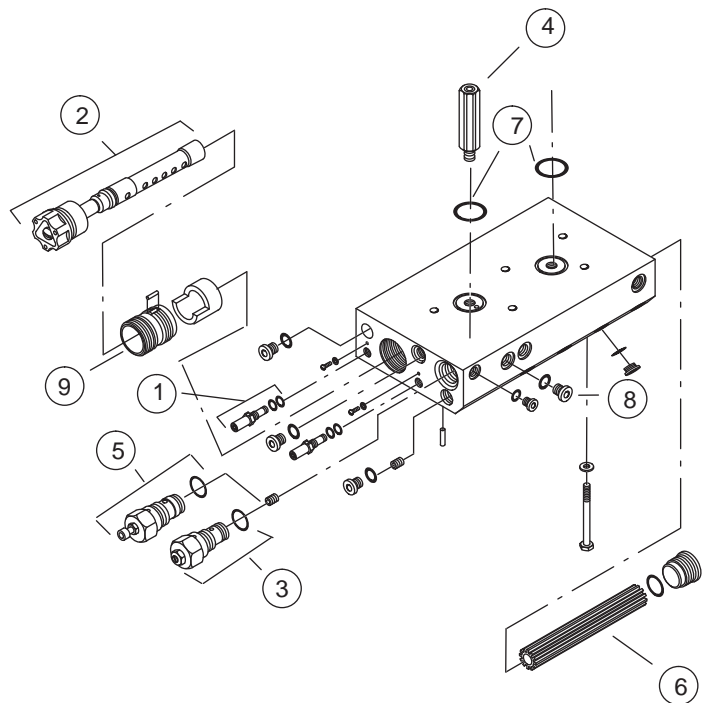
**Manifold Assembly C**



**Code T** = External circulating, 2 hose, piston pump, circulation valve, reverse flush filter

Item No.	Part Number	Description
1	276024	Drain valve assembly contains:
	940101	• O-ring, Viton
	954036	• Back-up ring
	986239	• Retaining ring, spiral
2	105443	Reverse flush filter assembly
	288092	• Filter screen, 0.006 mesh
	941201	O-ring, Viton
3	120325	Cv (circulation valve)
	120297	• O-ring
4	120324	PRV (pressure relief valve)
	306827*	PRV (pressure relief valve)
5	120302	PCV (pressure control valve) not used
6	288109	Heat exchanger
	105523	Pkg. of 4 O-rings
7	940281	• O-ring, Viton, 1.375 X 1.50 X .063
8	105415	Plug, O-ring, 9/16, pkg. of 8
9	288094	Filter bung

**Manifold Assembly T**



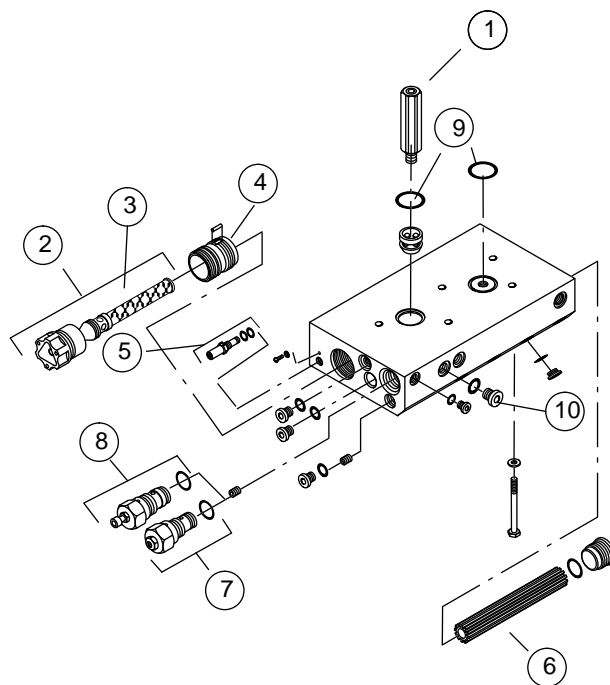
\* *New pressure relief valve design*

**Code S** = External circulating, 2 hose, piston pump, circulation valve, standard filter

Item No.	Part Number	Description
1	120324	PRV (pressure relief valve)
	306827*	PRV (pressure relief valve)
2	105438	Standard filter assembly
3	274578	Filter screen, 0.006 mesh
	941201	O-ring, Viton
4	105439	Filter bung adapter
5	276024	Drain valve assembly contains:
	940101	• O-ring, Viton
	954036	• Back-up ring
	986239	• Retaining ring, spiral
6	288109	Heat exchanger
7	120325	PCV (circulation valves)
	120297	• O-ring
8	120302	PCV (pressure control valve) not used
	105523	Pkg. of 5 O-rings
9	940281	• O-ring, Viton, 1.375 X 1.50 X .063
10	105415	Plug, O-ring, 9/16, pkg. of 8

\*New pressure relief valve design

### Manifold Assembly S

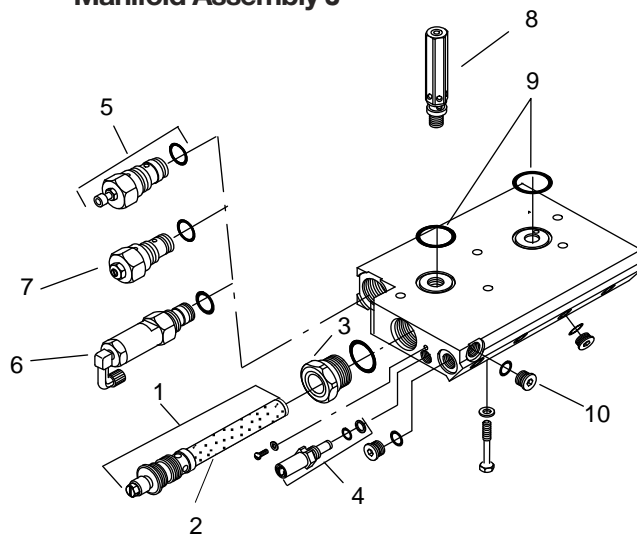


**Code J** = Internal circulating, 4 hose, AC, pressure control valve, standard filter

Item No.	Part Number	Description
1	105432	Standard filter assembly
2	274578	Filter screen, 0.006 mesh
3	105433	Filter bung adapter
	941172	O-ring, Viton
4	276024	Drain valve assembly contains:
	940101	• O-ring, Viton
	954036	• Back-up ring
	986239	• Retaining ring, spiral
	105434	Filter screen & O-rings kit
5	120302	PCV (pressure control valve)
6	120326	MPC (motor pressure control) not used
7	120325	CV (circulation valve) not used
8	120324	PRV (pressure relief valve)
	306827*	PRV (pressure relief valve)
9	105525	Pkg. of 5 O-rings
	941220	• O-ring, Viton, 1.125 X 1.313 X .094
10	105415	Plug, O-ring, 9/16, pkg. of 8

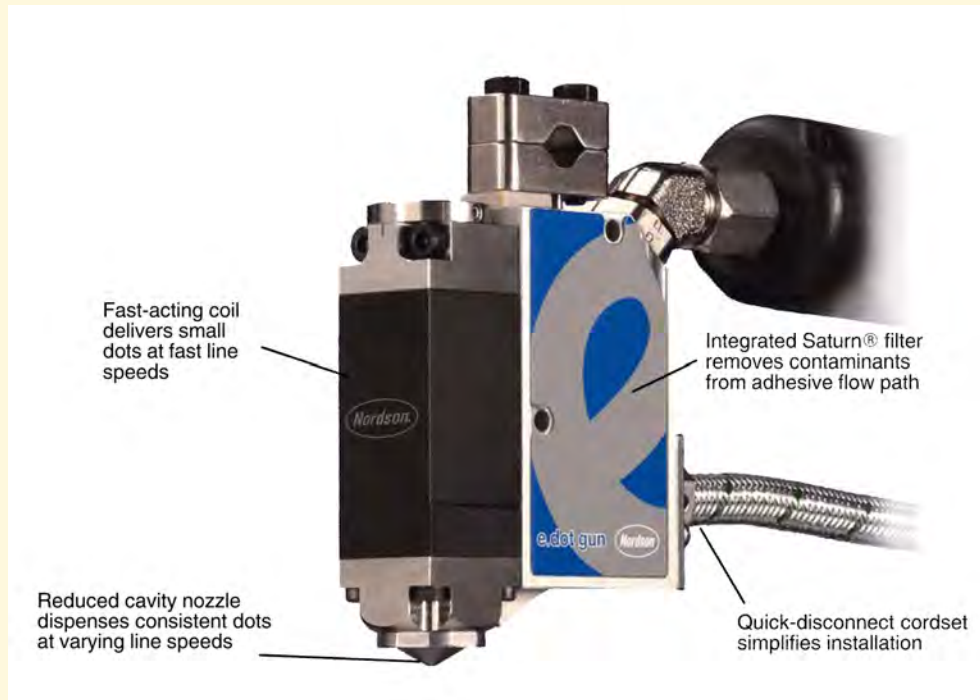
\*New pressure relief valve design

### Manifold Assembly J



This page intentionally blank

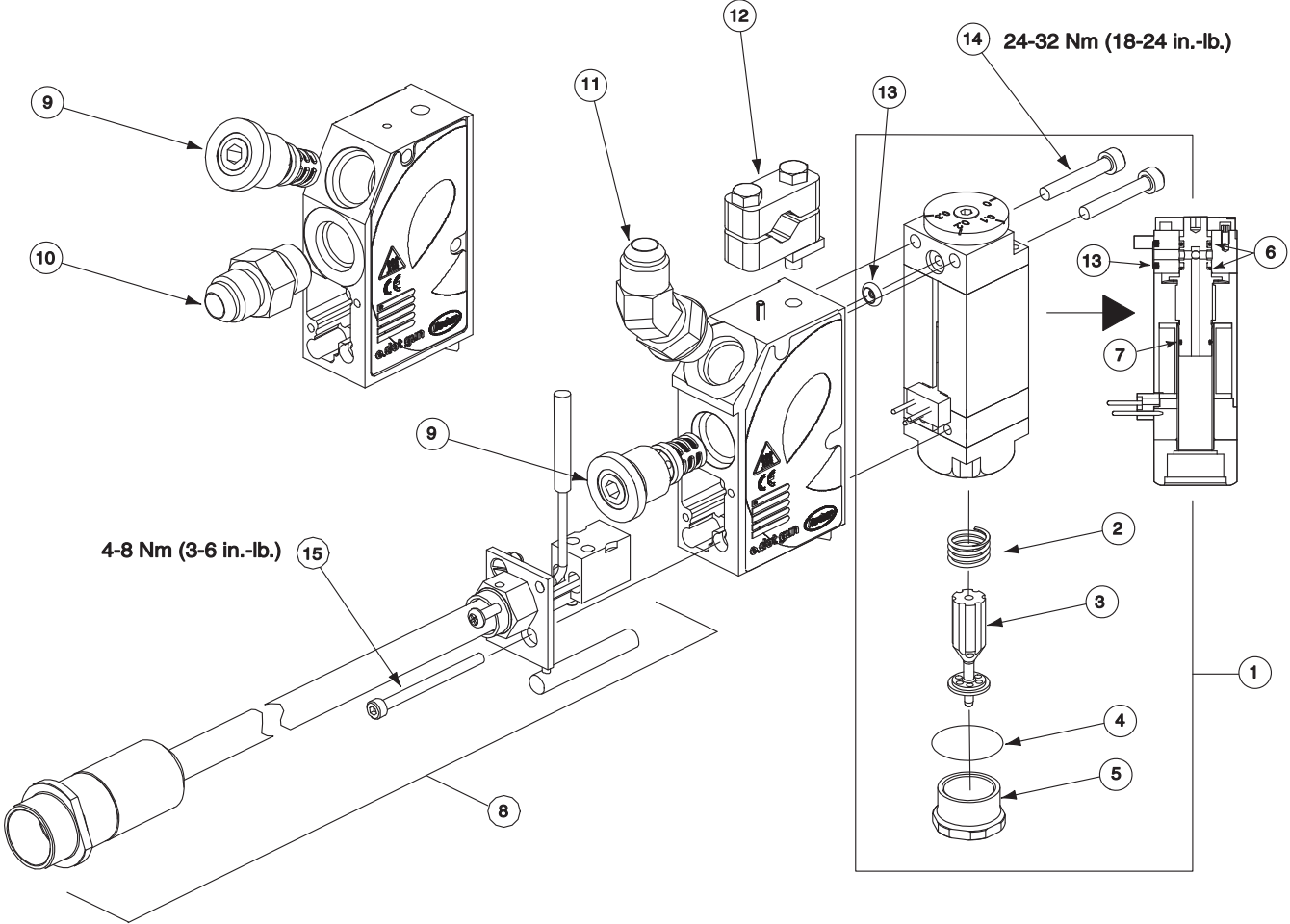
Compact electric applicators precisely dispense small dots of hot melt adhesive at high speeds.



**NOTE:** The e.dot electric applicator can be driven by the LogiComm control system and by the LogiComm applicator driver.

**\*Important Product Notice** - The e.dot electric applicator has been replaced by the e.dot+ electric applicator.

# Replacement Parts and Kits



# Automatic Applicators—Electric

e.dot® Electric Applicator

## e.dot Applicators and Modules

Item	Part	Description	Quantity	Note
-----	—	Applicator , top feed, with 0.25 mm nozzle	—	Replaced by 7302215
-----	—	Applicator , top feed, with 0.3 mm nozzle	—	Replaced by 7302216
-----	—	Applicator , top feed, with 0.35 mm nozzle	—	Replaced by 7302217
-----	—	Applicator , rear feed, with 0.25 mm nozzle	—	Replaced by 7302218
-----	—	Applicator , rear feed, with 0.3 mm nozzle	—	Replaced by 7302219
-----	—	Applicator , rear feed, with 0.35 mm nozzle	—	Replaced by 7302220
1	377954	• Module, applicator, with 0.25 mm nozzle	1	A
1	377955	• Module, applicator, with 0.3 mm nozzle	1	A
1	377956	• Module, applicator, with 0.35 mm nozzle	1	A
2	—	•• Spring	1	B
3	—	•• Armature	1	B
4	—	•• O-ring	1	B, E
5	—	•• Nozzle	1	B, C
6	—	•• Seal	1	B
7	—	•• Seal	1	B
8	1042457	• Cordset, single module (w/heater and RTD)	1	
9	—	• Filter, applicator, integrated (200 mesh standard)	1	D
10	972657	• Connector, with O-ring, $\frac{9}{16}$ -18	1	
11	972630	• Elbow, 45 degree, $\frac{9}{16}$ -18	1	
12	—	• Bracket assembly, mounting, clamp, H100	1	
13	—	• O-ring, Viton, 5.28 mm x 1.78 mm	1	B, F
14	—	• Screw, socket, M4 x 25	2	B
15	—	• Screw, socket, M3 x 45	1	B

NOTE A: Includes mounting screws (items 14 and 15)  
 B: Included in module service kit P/N 377951  
 C: Nozzles (with O-ring) also sold separately. Refer to Nozzles.  
 D: Three mesh sizes available (see Filters)  
 E: Pack of 10, P/N 7300511  
 F: Pack of 10, P/N 7300512

## Applicator Service Kits

Part Number	Description
377951	Kit, service, module, e.dot
377959	Kit, armature, spring, 0.25 mm nozzle
377960	Kit, armature, spring, 0.3 mm nozzle
377961	Kit, armature, spring, 0.35 mm nozzle
1042457	Kit, cordset, e.dot applicator, single module
7300511	Kit, service, O-ring, 10 pc., seal, nozzle, edot

## Nozzles

Part Number	Description
7301958	Nozzle, 0.25 mm, with O-ring
377945	Nozzle, 0.3 mm, with O-ring
377947	Nozzle, 0.35 mm, with O-ring
7300512	Kit, service, O-ring, 10 pc., seal, module-to-applicator, edot



## Saturn Integrated Applicator Filters

(Standard filter, 200 mesh)

Part Number	Description
1045502	Kit, filter, applicator, applicator integrated (0.30 mm) 50 mesh
1045506	Kit, filter, applicator, applicator integrated (0.15 mm) 100 mesh
1045520	Kit, filter, applicator, applicator integrated (0.07 mm) 200 mesh

## e.dot Small Diameter Hoses

Part Number	Description
1040295	Hose, 2 m (6.56 ft)
1040296	Hose, 3.5 m (11.5 ft)
1040297	Hose, 5 m (16.4 ft)

## LogiComm Applicator Drivers

Part Number	Description
1074653	LogiComm applicator driver, 4 channel, connector
1074654	LogiComm applicator driver, 8 channel, connector
1041835	Cable, e.dot (LogiComm to e.dot hose), 10 m

## e drivers

Part Number	Description
1042905	Applicator driver, e, 4-module, with power supply
1042906	Applicator driver, e, 4-module, without power supply
1043783	Applicator driver, e, 3-module, with power supply
1043784	Applicator driver, e, 3-module, without power supply
1042902	Applicator driver, e, 2-module, with power supply
1042904	Applicator driver, e, 2-module, without power supply
1043759	Applicator driver, e, single box

## e driver Cables

Part Number	Description
1041830	Cable, e.dot, 15 m (4.57 ft), e.dot hose to e driver
1041835	Cable, e.dot, 10 m (33 ft), e.dot hose to LA4400/e driver2, 3, 4
1041831	Cable, extension, e.dot hose to P/N 1041830 or P/N 1041835, 10 m (33 ft)
1044019	Cable, e driver2, 3, 4 to EPC-30

## E-100 Applicator Replacement Parts and Kits

The **E-100 Applicator** was discontinued as part of the product consolidation process. To support the installed base, Nordson has released a spare applicator body kit (part number 1024883).

**Note:** *The EM-100 electric applicator continues to be sold and has not been obsolete.*

### E-100 Applicator Body Kit

Description	Qty
E-100 applicator body	1
Set screw, #10-32 X 0.188 in.	1
Mounting insulator	4
Washer, 0.250 in.	2
Screw, hex head, ¼-20 X 1.25 in.	2
Gasket, E-100 cover	1
Cover, E-100	1
Screw, pan head, #6-32 X 0.25 in. (for cover)	2
Screw, pan head, #6-32 x 0.25 in. (for thermostat)	1
Screw, pan head, #6-32 x 0.25 in. (for cordset ground)	1
Nut, coil assembly	1
Top lid, E-100 coil	1
Housing, coil	1
O-ring, coil	1
Bottom lid, E-100 coil	1

### Valve Assemblies

Description	Part Number
Valve assembly, standard	1018944
Valve assembly, high speed	1018945
Valve assembly, stemmed, high-speed, high flow	1018949
Valve Assembly, continuous duty	1018950
Valve assembly, stainless, standard speed	1018953
Valve assembly, stainless seat, standard speed	1018954

### Temperature Sensors/Controls

Description	Part Number
RTD, 100 ohm sensor, standard	1018962
RTD, 100 ohm, older block only	1018963
RTD, 120 ohm Nordson Systems	1018964
Kit, fixed thermostat, 300 degrees F	1022267
Kit, fixed thermostat, 315 degrees F	1022268
Kit, fixed thermostat, 325 degrees F	1022271
Kit, fixed thermostat, 380 degrees F	1022272
Kit, fixed thermostat, 415 degrees F	1022273
Kit, fixed thermostat, 440 degrees F	1022274
Kit, fixed thermostat, 450 degrees F	1022275

### Head Coils

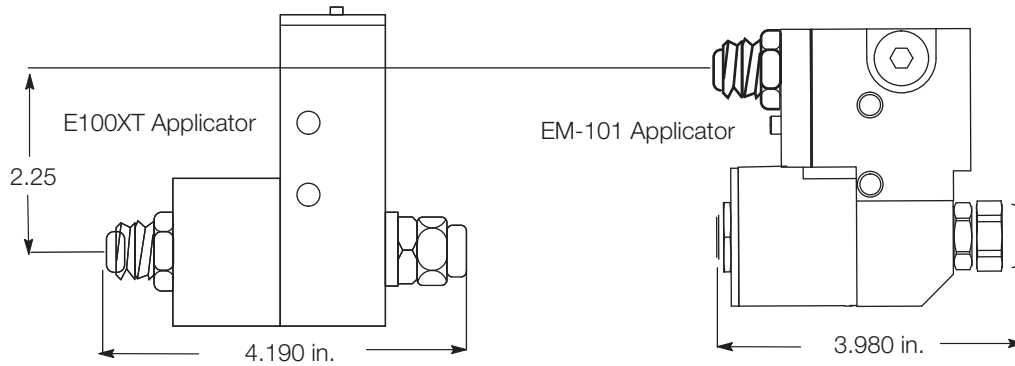
Description	Part Number
Head coil, 120 VAC, 90 W	1022290
Head coil, 240 VAC, 90 W	1022292
Head coil, 100 VAC, 90 W	1022279
Head coil, 200 VAC, 90 W	1022291

### Cable Assemblies

Description	Part Number
Cable assembly, thermostwitch	1022295
Cable assembly, RTD sensor	1018960
Cable assembly, RTD sensor, water-wash	1022296



## Applicator Size Comparison: EM-101 vs E-100X Applicators



### E-100XT to EM-101 Conversion Chart

Applicator Type	Heater Voltage	Coil Voltage	Type RTD	Valve Type	E-100 XT Part Number	EM-101 Part Number
EM-101	115 VAC	120V	120 ohm	AC Valve	1018876	1032842
EM-101	115 VAC	120V	120 ohm	DC Valve	1018877	1032843
EM-101	200 VAC	120V	120 ohm	AC Valve	1018879	1032844
EM-101	200 VAC	120V	120 ohm	DC Valve	1018910	1032845
EM-101	200 VAC	200V	120 ohm	AC Valve	1018912	1032846
EM-101	200 VAC	200V	120 ohm	DC Valve	1018913	1032847
EM-101	200 VAC	200V	120 ohm	DC Valve	1018915	1032848
EM-101	200 VAC	240V	120 ohm	AC Valve	1018916	1032849
EM-101	200 VAC	240V	120 ohm	DC Valve	1018917	1032881
EM-101	230 VAC	120V	120 ohm	AC Valve	1018918	1032882
EM-101	230 VAC	120V	120 ohm	DC Valve	1018919	1032883
EM-101	230 VAC	200V	120 ohm	AC Valve	1018922	1032884
EM-101	230 VAC	200V	120 ohm	DC Valve	1018923	1032885
EM-101	230 VAC	200V	120 ohm	DC Valve	1018924	1032886
EM-101	230 VAC	240V	120 ohm	AC Valve	1018925	1032887
EM-101	230 VAC	240V	120 ohm	DC Valve	1018926	1032888
EM-101	230 VAC	240V	120 ohm	AC Stem Std HSValve	1018927	1032890*
EM-101	230 VAC	240V	120 ohm	DC Stem Std HSValve	1018928	1032891*
EM-101	230 VAC	240V	120 ohm	DC Valve	1018929	1032889
EM-101	230 VAC	120V	120 ohm	AC Valve	1018930	1032844
EM-101	230 VAC	120V	120 ohm	DC Valve	1018931	1032845
EM-101	230 VAC	200V	120 ohm	DC Valve	1018932	1032847
EM-101	230 VAC	120V	120 ohm	AC Valve	1018933	1032882
EM-101	230 VAC	120V	120 ohm	DC Valve	1018934	1032883
EM-101	230 VAC	240V	120 ohm	AC Valve	1018935	1032887
EM-101	230 VAC	240V	120 ohm	DC Valve	1018936	1032888
EM-101	230 VAC	120V	120 ohm	DC Valve	1018920	1030005

\*Standard Stem requires a special nozzle. Normal EM-100/H-20 will not adapt to this nozzle seat.

# Automatic Applicators—Electric

E-100, E-100XT, and M-100 Series Electric Applicators

## E-100XT Reference Chart, RTD Applicators

Heater Voltage	Coil Voltage	RTD Type	Valve Type	E-100XT Part Number
115 VAC	120 V	120 ohm	AC Valve	1018876
115 VAC	120 V	120 ohm	DC Valve	1018877
200 VAC	120 V	120 ohm	AC Valve	1018879
200 VAC	120 V	120 ohm	DC Valve	1018910
200 VAC	200 V	120 ohm	AC Valve	1018912
200 VAC	200 V	120 ohm	DC Valve	1018913
200 VAC	200 V	120 ohm	CD Valve	1018915
200 VAC	240 V	120 ohm	AC Valve	1018916
200 VAC	240 V	120 ohm	DC Valve	1018917
230 VAC	120 V	120 ohm	AC Valve	1018918
230 VAC	120 V	120 ohm	DC Valve	1018919
230 VAC	200 V	120 ohm	AC Valve	1018922
230 VAC	200 V	120 ohm	DC Valve	1018923
230 VAC	200 V	120 ohm	CD Valve	1018924
230 VAC	240 V	120 ohm	AC Valve	1018925
230 VAC	240 V	120 ohm	DC Valve	1018926
230 VAC	240 V	120 ohm	AC Stem HS Valve	1018927
230 VAC	240 V	120 ohm	DC Stem HS valve	1018928
230 VAC	240 V	120 ohm	CD Valve	1018929
230 VAC	120 V	120 ohm	AC Valve	1018930
230 VAC	120 V	120 ohm	DC Valve	1018931
230 VAC	200 V	120 ohm	DC Valve	1018932
230 VAC	120 V	120 ohm	AC Valve	1018933
230 VAC	120 V	120 ohm	DC Valve	1018934
230 VAC	240 V	120 ohm	AC Valve	1018935
230 VAC	240 V	120 ohm	DC Valve	1018936
230 VAC	120 V	120 ohm	CD Valve	1018920

## E-100XT Reference Chart, Thermostat Applicators

Heater Voltage	Coil Voltage	Thermostat Type	Valve Type	E-100XT Part Number
230 VAC	240 V	350 Deg F T-stat	AC Valve	1022721
230 VAC	120 V	375 Deg F T-stat	AC Valve	1022722
230 VAC	240 V	400 Deg F T-stat	AC Valve	1022723
230 VAC	240 V	375 Deg F T-stat	AC Valve	1022724



## E-100XT Applicator Replacement Parts and Kits

**Note:** Spare parts for the E-100XT product line will continue to be available for the next 5 years.

### Heaters for E-100XT Applicators

Part Number	Description
1022256	Kit, ML400 heater cartridge, 0.38 D X 2.00 L, 100V, 150 W
1019086	Kit, heater cartridge, 0.375 D, 2.00 L, 240 W, 120V
1019087	Kit, heater cartridge, 0.375 D, 2.00 L, 240 W, 200V
1019088	Kit, heater cartridge, 0.375 D, 2.00 L, 240 W, 240V

### Temperature Sensors for E-100XT Applicators

Part Number	Description
1022267	Kit, thermostat, E-100 cut tab, 300 degrees F, OOR
1022269	Kit, thermostat, E-100 cut tab, 315 degrees F, OOR
1022271	Kit, thermostat, E-100 cut tab, 350 degrees F, OOR
1022272	Kit, thermostat, E-100 cut tab, 380 degrees F, OOR
1022273	Kit, thermostat, E-100 cut tab, 415 degrees F, OOR
1022274	Kit, thermostat, E-100 cut tab, 440 degrees F, OOR
1022275	Kit, thermostat, E-100 cut tab, 450 degrees F, OOR
1018962	Kit, RTD, 120 ohm PLT
1018963	Kit, RTD, 120 ohm PLT, E-100
1018964	Kit, RTD, 120 ohm NI

### Replacement Coils for E-100XT Applicators

Part Number	Description
1022290	Coil assembly, E-100, 120V
1018941	Coil, wound, E-100, 240V
1018942	Coil, wound, E-100, 100V
1018943	Coil, wound, E-100, 200V
940166	O-ring, Viton, 0.614 ID X 0.070 W, BR
1022279	Kit, coil, E-100, 100 VAC
1022290	Kit, coil, E-100, 115 VAC
1022291	Kit, coil, E-100, 200 VAC
1022292	Kit, coil, E-100, 230 VAC

### Corrosion Resistant Valve Assemblies for E-100XT Applicators

Part Number	Description
1018944	Valve assembly, E-100, standard, 73080-35
1018945	Valve assembly, E-100, hi-speed, 73080-36

# Automatic Applicators—Electric

## E-100, E-100XT, and M-100 Series Electric Applicators

### Corrosive Resistant Valves for E-100XT Applicators

Part Number	Description, Part Number
1018946	Valve assembly, E-100, standard stemmed 73080-53
1018947	Valve assembly, E-100, hi-speed stemmed, 73080-54
1018948	Valve assembly, E-100, hi-flow, 73080-56
1018949	Valve assembly, E-100, stemmed H/S-H/F, 73080-55
1018950	Valve assembly, E-100, standard continuous duty, 73080-57
1018953	Valve assembly, E-100, standard all SS, 73080-13
1018954	Valve assembly, E-100, standard SS seat, 73080-59
940138	O-ring, Viton blk, 0.438 X 0.563 in.

**Note:** The E-100XT requires a “stemmed” valve assembly, which uses the spacer/heat transfer bar (7-735-04), in head assemblies, such as Footprint and Joint Making Nozzle Bars.

### Accessories - Compatible with E-100 XT and E-100

Part Number	Description
1022295	Cordset assembly, E-100, thermostat
1018960	Cordset assembly, E-100, standard
1022296	Cordset assembly, E-100, RTD, water-wash

### Applicator Driver EM Series Electric Applicator

Part Number	Description	Comments
1029760	Applicator driver HD-2A	Obsolete (replaced by Logicomm driver)
1029761	Applicator driver HD-2B	
1029762	Applicator driver HD-4A	Obsolete (replaced by Logicomm driver)
1029398	Driver module, 2 CH	
1030370	Replacement fuse	2.5 A, 5 X 20 mm

### Quick Reference for Installed Bse of High-Flow Electric Applicators

Part Number	Nordson Description	E-100	E-100XT	ML400
1022269	Kit, thermostat, E-100 cut tab, 315 degrees F, OOR	X	X	
1022271	Kit, thermostat, E-100 cut tab, 350 degrees F, OOR	X	X	
1022272	Kit, thermostat, E-100 cut tab, 380 degrees F, OOR	X	X	
1022273	Kit, thermostat, E-100 cut tab, 415 degrees F, OOR	X	X	
1022267	Kit, E-100 cut tab, degrees F, OOR	X		
1022274	Kit, thermostat, E-100 cut tab, 440 degrees F, OOR	X	X	
1022275	Kit, thermostat, E-100 cut tab, 450 degrees F, OOR	X	X	
1018962	Kit ,RTD, 120 ohm PLT	X	X	X
1018963	Kit, RTD, 120 ohm PLT, E-100	X	X	
1018964	Kit, RTD, 120 ohm NI	X	X	
1022277	Kit, RTD, 100 PLT, -100			
1022290	Coil assembly E-100, 120V	X	X	X
1018941	Coil, E-100, 240V	X	X	
1018942	Coil, wound, E-100, 100V	X	X	X
1018943	Coil, wound, E-100, 200V	X	X	X
940166	O-ring, Viton, 0.614 ID X 0.070 W, BR	X	X	X
1022279	Kit, coil, E-100, 100 VAC	X	X	X
1022290	Kit, coil, E-100, 115 VAC	X	X	X
1022291	Kit, coil, E-100, 200 VAC	X	X	X
1022292	Kit, coil, E-100, 230 VAC	X	X	X



## Replacement Parts and Kits for Thermostat Applicators

*Note: Spare parts for the E-100XT product line will continue to be available for the next 5 years.*

### Valve Assemblies

Part Number	Nordson Description	E-100	E-100XT	ML400
1018944	Valve assembly, E-100, standard, 73080-35	X	X	
1018945	Valve assembly, E-100, hi-speed, 73080-36		X	X

### Corrosion Resistant Valves

Part Number	Nordson Description	E-100	100XT	ML400
1018946	Valve assembly, E-100, standard stemmed, 73080-53		X	X
1018947	Valve assembly, E-100, hi-speed stemmed, 73080-54		X	X
1018948	Valve assembly, E-100, hi-flow, 73080-56		X	
1018949	Valve assembly, E-100, stemmed H/S-H/F, 73080-55	X	X	X
1018950	Valve assembly, E-100, standard continuous duty, 73080-57	X	X	
1018951	Valve assembly, E-100, stemmed continuous duty			X
1018953	Valve assembly, E-100, standard all SS, 73080-13	X	X	
1018954	Valve assembly, E-100, standard SS seat 73080-59		X	X
940138	O-ring, Viton, blk, .438 X .563	X	X	X

### Common Spares

Part Number	Nordson Description	E-100	E-100XT	ML400
1022295	Cordset assembly, E-100, thermostat	X	X	
1018960	Cordset assembly, E-100, standard	X	X	
1022296	Cordset assembly, E-100, RTD, water-wash		X	
1019009	Insulator, E-100, 0.75 OD X 0.25	X	X	X
1032999	Fitting JIC 90° steel #6	X	X	X
1028578	Elbow, swivel, 45°, SAE 37°, 3/8T	X	X	X
1024082	Kit, E-100XT, rod mount 12.70 mm (0.5 in.) rod		X	X
1019005	Nut, nozzle, E-100	X	X	
1022298	Filter assembly, E-100, 80 mesh	X	X	X
1022299	Filter assembly, E-100, 120 mesh	X	X	X

### ML400 Spares

Part Number	Nordson Description	E-100	E-100XT	ML400
1022302	Kit, faceplate assembly, ML444 curved			X
1022300	Kit, faceplate assembly, ML444 straight			X
1022303	Kit, faceplate assembly, ML456			X
1022304	Kit, faceplate assembly, ML466			X
1022306	Kit, faceplate assembly, ML478			X
1022309	Kit, faceplate assembly, ML488			X


## Description

Nordson electric applicators are available in single module or multi-module versions.


- The E-700 applicator is a single-module applicator. Its unibody design provides maximum reliability and durability in high-speed applications.
- The M-700 applicator is a large-coil modular applicator. Removable modules permit custom pattern spacing in high-speed operations.
- The E-350 applicator is a small-coil modular applicator.
- All applicators require an applicator driver to control the applicator on/off cycles to achieve highly precise bead size and placement.



**E-700 Applicator**



**M-700 Applicator**



**E-350 Applicator**

Electric applicators accommodate single- or multi-orifice nozzles. The precision single-orifice nozzles and steel domed nozzles provide pattern versatility and clean cutoff.



**Electric Driver**

The state-of-the-art electric applicator driver provides highly controlled output to the E-700, M-700 or E-350 applicator coil. The driver isolates high and low voltage to enhance personnel safety.



**M-700 Module**



**E-350 Module**

## E-700 Applicators

Applicator Part Number	Description	Components*				
		Heater Cartridge	Cordset		Sleeve/Pole Piece & Seat Assy	Coil
			Htr/RTD	Timing		
101176**	E-700	101178	101166	101351	239086	101167
110593**	E-700-T-W	101178	105254	105254	239086	101167
158882**	E-700-T, HP	101178	101166	101351	158884	101167

\*E-700 applicators do not use replacement modules. Coils and internal components must be purchased separately.

\*\*These applicators are obsolete. Part numbers are for reference only.

## M-700 Applicator Module

Module Part Number	Description
220807	Module, electric M-700 HP, service
220756	Module, electric M-700, service

## E-350 Applicators

Applicator Part Number	Description	Components			
		Heater Cartridge	Cordset		Service Module
			Htr/RTD	Timing	
239050*	E351-T	938123	274685	183542	230051
238931*	E352-T, 1.0 in. centers	810000	274685	167729	230051
239060*	E353-T, 1.0 in. centers	165614	274685	167729	230051
239056*	E354-T, 1.0 in. centers	230009	274685	167729	230051
239054*	E354-T-LP, 1.0 in. centers	938123	274685	167729	230051

\*These applicators are obsolete. Part numbers are for reference only.

## Electric Applicator Drivers

Driver Part Number	Description
174917*	E-700 Series applicator driver, SMPS, key pad, 2 channels with up to 3 applicator heads (coils) per channel, 240 VAC, 6.3 A
231667*	Driver, SD, with adjustable pull-in duration and current
101084*	E-700 applicator driver, transformer based, 1 channel, 2 applicator heads (coils)
816529*	Additional driver channel board for transformer based driver

\*These drivers are obsolete. Part numbers are for reference only.

Designations:

- T = RTD sensors
- F = Filter
- W = Water resistant
- H = High performance

# Automatic Adhesive Refill Systems

ProBlue® Fulfill® Integrated and Fulfill Retrofit G1, G2, G3

## ProBlue Fulfill Integrated Replacement Parts and Kits

### Lid Service Kits



Part Number	Description	Generation 3 (G3)	Generation 2 (G2)	Generation I Rev 2	Generation I Rev 1
1082942	Kit, service, sock filter, 5 pcs, Fulfill		X	X	X
1123118	Kit, inlet tube and filter conversion kit (production)		X	X	X
1123119	Kit, service, inlet tube, Fulfill G3	X			
1123118	Kit, FF, inlet tube and filter conv, G3		X	X	X
1123119	Kit, inlet tube, FF, G3	X			
1123120	Kit, filter, FF, standard, G3	X			
1123148	Kit, filter, 10 micron, FF, LG, G3	X			
1123122	Kit, lid, conv, P4 FF retrofit and PBFF RS		X	X	X
1123123	Kit, lid, conv, P7 and 10 Fulfill retrofit and PBFF RS		X	X	X
1123126	Kit, lid, FF, P4, G3	X			
1123127	Kit, lid, FF, P7/10, G3	X			
1100174	Kit, service, Fulfill, lid switch, proximity	X			



# Automatic Adhesive Refill Systems

ProBlue® Fulfill® Integrated and Fulfill Retrofit G1, G2, G3

## ProBlue Fulfill Integrated Replacement Parts and Kits *(contd.)*

### Complete Lid Assemblies



Part Number	Description	Generation 3 (G3)	Generation 2 (G2)	Generation I Rev 2	Generation I Rev 1
1123126	Kit, lid P4 FF G3 (complete lid and filter assembly) and PBFF G2 w/ NS	X			
1123127	Kit, lid, P7 and P10 FF G3 (complete lid and filter assembly) and PBFF G2 w/ NS	X			
1123122	Kit, lid, conv., P4 Fulfill Retrofit & PBFF RS		X	X	X
1123123	Kit, lid, conv., P7 and 10 Fulfill Retrofit and PBFF RS		X	X	X

### Sensors

Part Number	Description	Generation 3 (G3)	Generation 2 (G2)	Generation I Rev 2	Generation I Rev 1
1121801	Kit, service, Nordson sensor, 150 mm, Fulfill integrated	X			
1100173	Kit, service, Fulfill, sensor, 150 mm, w/conn. (capacitive level sensor with 150 mm probe)		X		
1100558	Amplifier, sensor, Rechner, Fulfill, G2 (level sensor amplifier)		X		
1083743	Probe, sensor, Fulfill, P4/7/10			X	X
1081438	Amplifier, sensor, Rechner, Fulfill			X	X
1091009	Kit, service, controls tray, Fulfill			X	X

## ProBlue Fulfill Integrated Replacement Parts and Kits *(contd.)*

### Printed Circuit Boards



Part Number	Description	Generation 3 (G3)	Generation 2 (G2)	Generation I Rev 2	Generation I Rev 1
1096221	Kit, service, PCA, Fulfill		X		
1121804	Kit, service, PCA, MKIII, Fulfill	X			
??	Kit, service, sequencer PCA	X			
1121800	Kit, service, power supply, Fulfill	X			
1120063	Kit, service, PCA, Fulfill fault output		X		
1101718	Kit, service, Fulfill, CPU (display/CPU board)	X	X		
1120837	Kit, service, Fulfill adapter board	X	X		

### Alarms

Part Number	Description	Generation 3 (G3)	Generation 2 (G2)	Generation I Rev 2	Generation I Rev 1
1062845	Audio alarm, piezo, continous, 6-28 V, 2100 Hz			X	X
1121798	Kit, service, siren, MKIII, ProBlue FF	X			
1101706	Kit, service, alarm (includes harness)		X		
1080959	Lamp, LED, green, 24 VAC/DC, panel mount				X
1080980	Lamp, LED, blue, 24 VAC/DC, panel mount				X
1080981	Lamp red, strobe, 24 VAC/DC, panel mount				X

# Automatic Adhesive Refill Systems

ProBlue® Fulfill® Integrated and Fulfill Retrofit G1, G2, G3

## ProBlue Fulfill Integrated Replacement Parts and Kits *(contd.)*

### Membrane Panels



Part Number	Description	Generation 3 (G3)	Generation 2 (G2)	Generation I Rev 2	Generation I Rev 1
1100171	Kit, service, Fulfill, controls membrane, PBFF4/7 (control panel membrane assembly)	X	X		
1100172	Kit, service, Fulfill, controls membrane, PBFF10 (control panel membrane assembly)	X	X		
1088139	Membrane panel, transformer base, Fulfill			X	X

### Miscellaneous Electrical Parts

Part Number	Description	Generation 3 (G3)	Generation 2 (G2)	Generation I Rev 2	Generation I Rev 1
1093320	Connector, light tower (5 position)	X			
226903	Connector, status relay output plug	X			
1121599	Connector, input w/jumpers	X			
305988	Connector, output terminal block plug	X			
326945	Power supply, 1100/220 VAC, 24/28 VDC, 55 W, panel				X
939955	Fuse time lage, 2 A, 5 x 20 mm, ceramic		X		
1121491	Harness, 24 VDC	X			
1121493	Harness, low level	X			
1105320	Splitter, power supply, FM, sensor, 16 AWG	X			
1121774	Harness, AC input, Fulfill, ProBlue	X			
1121493	Harness, low level	X			
1105320	Splitter, power supply, FM, sensor, 16 AWG	X			
1120411	Cable, Fulfill adapter	X	X		

## ProBlue Fulfill Integrated Replacement Parts and Kits *(contd.)*

### Adhesive Storage Container



Part Number	Description	Generation 3 (G3)	Generation 2 (G2)	Generation I Rev 2	Generation I Rev 1
1121549	Kit, pneu. cntrl, SF adh str bin, G3	X			
1123103	Kit, pneu ctrl, MF adh str bin, G3	X			
1098248	Regulator/sol. assy, Fulfill		X		
1096668	Regulator/filter, 40 mic, 1/4 NPT, 65 psig		X	X	X
1093639	Regulator/filter, 40 mic, 1/4 NPT, 5-100 psig		X	X	X
1093650	Valve, solenoid, 3-way, 24V, 1/4 NPT		X	X	X
1081050	Coil, 24V, 10 W, DIN connector,				X
1081376	Conn, 4 pos, solenoid, 250V, 10 A, cable mnt				X
1081038	Valve, solenoid, 2-way, brass, 1/2 NPT, 300 psi				X
1121546	Kit, transfer pump, adh str bin, G3	X			
1121947	Kit, transfer pump, HF, adh str bin, G3	X			
1121550	Kit, O-rings, pump, adh str bin, G3	X			
7408012	Kit, suction wand, FF		X	X	X
7403056	Suction wand, short, Fulfill		X	X	X
1121548	Kit, vibrator, adh str bin, G3	X			
7408022	Vibrator, suction wand, Fulfill		X	X	X
1098962	Kit, vibrator, container, Fulfill retrofit		X	X	X
1080246	Vibrator, pneumatic, tote		X	X	X
1121126	Harness, adh str bin, QD, G3	X			

# Automatic Adhesive Refill Systems

ProBlue® Fulfill® Integrated and Fulfill Retrofit G1, G2, G3

## ProBlue Fulfill Integrated Replacement Parts and Kits *(contd.)*

### Transfer Hoses and Components



Part Number	Description	Generation 3 (G3)	Generation 2 (G2)	Generation I Rev 2	Generation I Rev 1
1123124	Kit, hose cuff/RR, clear hose, G3	X			
1123314	Kit, hose cuff/RR, gray hose, G3	X			
1121970	Hose, transfer, FF, 4 m, economy	X			
1121109	Hose, transfer, FF, 4 m, clear	X			
1121120	Hose, transfer, FF, 9 m, clear	X			
1121121	Hose, transfer, FF, 18 m, clear	X			
1095965	Tubing, 10 x 8 mm, Nylon, 15 ft		X	X	X
1103695	Tubing, 10 x 8 mm, Nylon, 10 m		X	X	X
1103696	Tubing, 10 x 8 mm, Nylon, 20 m		X	X	X
1095983	Cable tie, 14.5, Nylon 6.6, 4.0	X	X	X	X
231362	Clamp, hose, worm drive, 1.06–2 in., stainless-steel		X	X	X
1099544	Gasket, neoprene rubber, adhesive container		X	X	X
1102732	Kit, cuff, hose, 1 1/4, transfer, Fulfill		X	X	X
1123394	Cable, adh str bin, FF, QD, 4 m, G3	X			
1123395	Cable, adh str bin, FF, QD, 9 m, G3	X			
1123396	Cable, adh str bin, FF, QD, 18 m, G3	X			
1123391	Cable, adh str bin, FF, sol conn, 4 m, G3	X			
1123392	Cable, adh str bin, FF, sol conn, 9 m, G3	X			
1123393	Cable, adh str bin, FF, sol conn, 18 m, G3	X			

## Fulfill Retrofit Replacement Parts and Kits

### Lid Parts and Conversion Kits

Part Number	Description
1082942	Kit, service, sock filter, 5 pcs, Fulfill
1123118	Kit, FF, inlet tube & filter conv, G3
1123122	Kit, lid, conv, P4 FFR & PBFF RS
1123123	Kit, lid, conv, P7 & 10 FFR & PBFF RS



### Complete Lid Assemblies

Part Number	Description
1123122	Kit, lid, conv, P4 FFR & PBFF RS
1123123	Kit, lid, conv, P7 & 10 FFR & PBFF RS
1123126	Kit, lid, FF, ProBlue 4, G3
1123127	Kit, lid, FF, ProBlue 7/10, G3
1123128	Kit, lid, FFR, ProBlue 15, G3
1123129	Kit, lid, FFR, ProBlue 30/50, G3
1123130	Kit, lid, FFR, 3100, G3
1123131	Kit, lid, FFR, 3400, G3
1123132	Kit, lid, FFR, 3500, G3
1123133	Kit, lid, FFR, 3700, G3
1123134	Kit, lid, FFR, 3860/3960, G3
1123135	Kit, lid, FFR, Mesa 4, G3
1123136	Kit, lid, FFR, Mesa 6, G3
1123137	Kit, lid, FFR, Mesa 9, G3
1123138	Kit, lid, FFR, Mesa 14, G3
1123139	Kit, lid, FFR, DB/VB 25, G3
1123140	Kit, lid, FFR, DB/VB 50, G3
1123141	Kit, lid, FFR, DB/VB 100, G3
1123404	Kit, lid, DB100, sensor access, G3

### Sensors

Part Number	Description
1099526	Kit, service, level sensor, PB & DB, Fulfill retro
1101987	Kit, service, level sensor, 3000, Fulfill
1104650	Kit, service, 300 mm lg. lev. sensor, Fulfill

### Membrane Panel

Part Number	Description
1099525	Kit, membrane panel, Fulfill retrofit

### Circuit Boards

Part Number	Description
1096221	Kit, service, PCA, Fulfill
1120063	Service kit, PCA, Fulfill fault output

### Fuse

Part Number	Description
939955	Fuse, time-lag, 2 A, 5 x 20 mm, ceram

### Adhesive Storage Container

Part Number	Description
1098248	Regulator/sol. assy, Fulfill
1096668	Regulator/filter, 40 mic, 1/4 NPT, 65 psig
1093639	Regulator/filter, 40 mic, 1/4 NPT, 5–100 psig
1093650	Valve, solenoid, 3-way, 24V, 1/4 NPT
7408012	Kit, suction wand, FF
7403056	Suction wand, short Fulfill
7408022	Vibrator, suction wand, Fulfill
1098962	Kit, vibrator, container, Fulfill retrofit
1080246	Vibrator, pneumatic, tote

### Transfer Hoses and Components

Part Number	Description
1095965	Tubing, 10 mm x 8 mm, nylon, 15 ft
1103695	Tubing, 10 mm x 8 mm, nylon, 10 m
1103696	Tubing, 10 mm x 8 mm, nylon, 20 m
1095983	Cable tie, 14.5, Nylon 6.6, 4.0
231362	Clamp, hose, worm dr, 1.06–2 in., SS
1099544	Gasket, neoprene rubber, adh. container
1102732	Kit, cuff, hose, 1 1/4, transfer, Fulfill

# Pattern Controllers

PC50 and PC40/44 Pattern Controllers

## Description

Programmable PC50 Series pattern controllers manage adhesive placement in high-speed, complex applications.

Advanced distance-based microprocessor technology delivers precise patterns independent of or interfaced to PLCs.



## Replacement Parts and Kits

### PC50 Pattern Control Assembly

Part Number	Description
188096*	PC54 assembly (enclosure, controller, keypad); requires resolver, resolver cable, output modules and sensors
188097*	PC55 assembly (enclosure, controller, keypad); requires resolver, resolver cable, output modules and sensors
188063	PC54 controller only; requires customer enclosure, keypad/cable, resolver/cable, output modules, sensors and power supply
188064	PC55 controller only; requires customer enclosure, keypad/cable, resolver/cable, output modules, sensors and power supply

\*These assemblies are obsolete. Part numbers are for reference only.

### Keypads

Part Number	Description
188093	Keypad display; requires customer enclosure, keypad cable
188098	Keypad display with enclosure; requires keypad cable (obsolete; part number is for reference only)

### Modules

Part Number	Description
188087	Output module, 0–60 VDC, 3 A; one required for each output channel; use with solenoids and electric applicators
188088	Output module, 0–200 VDC, 1 A; one required for each output channel
188089	Output module, 24–280 VAC, 3 A; one required for each output channel; use with AC solenoid valves
188091	Run-up module, 0–10 VDC
188092	Run-up module, 5–20 mA; use with PC44R run-up transducer

# Pattern Controllers

## PC50 and PC40/44 Pattern Controllers

### Resolvers

Part Number	Description
188065	Resolver, 19.1 mm (3/4 in.) shaft; requires standard resolver cable
188067	Resolver, 9.5 mm (3/8 in.) shaft; requires standard resolver cable
188069	Resolver, water-wash, NEMA-4X, 15.9 mm (5/8 in.) shaft; requires water-wash resolver cable

### Cables

Part Number	Description
188072	Cable, resolver, 9.1 m (30 ft)
188074	Cable, resolver, 30.5 m (100 ft)
188077	Cable, resolver, water-wash, 9.1 m (30 ft); requires customer-supplied NEMA-4 x 1/2 NPT cable clamp
188079	Cable, resolver, water-wash, 30.5 m (100 ft); requires customer-supplied NEMA-4 x 1/2 NPT cable clamp
188083	Cable, keypad 9.1 m (30 ft); for remote keypad installations

### PC 40/44 - General Accessories – Switches

Part Number	Description
134789	Remote memory switch; 4-position switch
116566	Position switch knob; use with remote-memory switch part 134789
117896	Lockout key switch; 2-position switch for remote user interface lockout with control modules; mounts external to the cabinet



# Temperature Controllers

## TC200 Temperature Controller

### Description

The TC200 two-channel standalone temperature controller allows you to add another hose and applicator to your melter if you have an unused hose port but no temperature control function in the unit.

### Replacement Parts and Kits

Part Number	Description
939683	Fuse, 6.3 A, 250V
136930	Fuse holder
136923	Rocker switch, DPDT, 250 V
148027	Cap assembly, hose




# Temperature Controllers

## TC200 Temperature Controller

This page intentionally blank.











[www.nordson.com](http://www.nordson.com)

For more detailed parts information,  
visit our electronic manual site

<http://emanuals.nordson.com>