

Features

- Amorphous alloy core material (20dB attenuation of 2,000V).
- Three terminal styles (Faston®, solder and screw).
- Bleeder resistor for electric shock protection.

Applications

- PCs, Copiers, Office appliances, Measuring devices and Control systems.

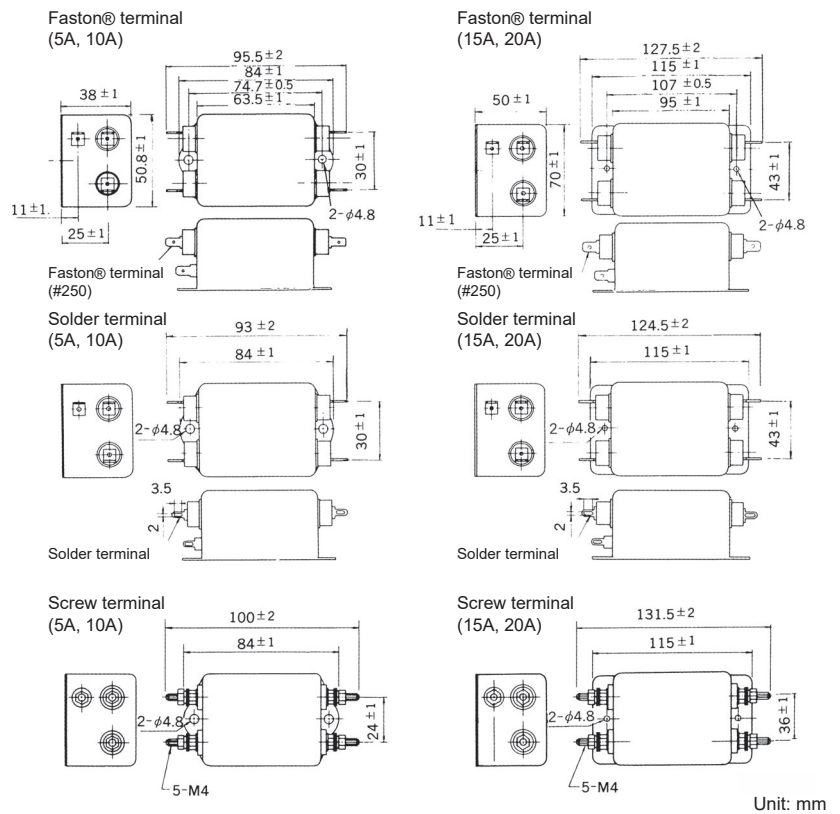


Safety Standard	File No.
UL :UL-1283	E78644
CSA :CSA C22.2 No.8	060681_0_000
SEMKO :EN60939-3	SE-ENEC-2201175

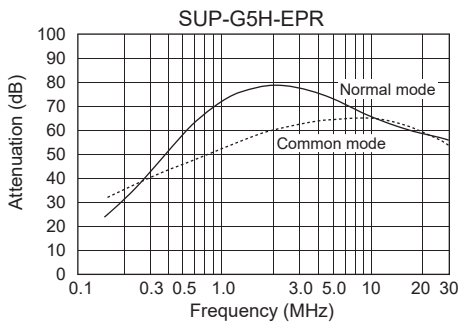
The "ENEC" mark is a common European product certification mark based on testing to harmonised European safety standard.
*File No. may be revised without notice. Please contact us at the time of your request for certifications.

- SUP-G□H-EPR Series (Faston® terminal)
- SUP-G□H-EPR-2 Series (Solder terminal)
- SUP-G□H-EPR-4 Series (Screw terminal)

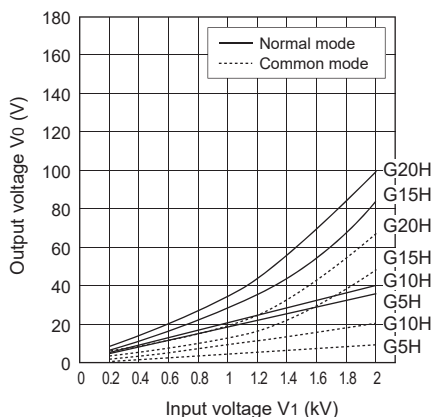
Dimensions



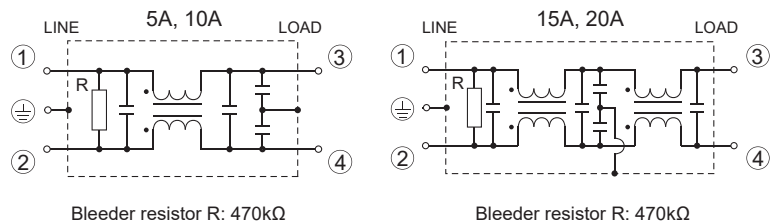
Static characteristics (Representative example)



TVSS characteristics



Circuit



Electrical Specifications

Rated Voltage **250Vac**

Safety Standard	Model Number	Rated Current (A)	Test Voltage	Insulation Resistance	Leakage Current max.	Voltage Drop max.	Temperature Rise max.	Operating Temperature (°C)	Insertion losses		Weight typ.(g)
									Normal Mode (MHz)	Common Mode (MHz)	
	SUP-G5H-EPR(2/3)	5	L to L, 1,000Vac 50/60Hz 60sec	Line to Case 6,000MΩmin (at 500Vdc)	0.6mA (at 250Vac 60Hz)	1.0Vac	30K	-25 ~ +55*	0.4 ~ 30	0.7 ~ 30	270
	SUP-G10H-EPR(2/4)	10	Line to Case 2,000Vac 50/60Hz 60sec						0.5 ~ 30	0.8 ~ 30	
	SUP-G15H-EPR(2/4)	15							0.6 ~ 30	0.7 ~ 30	640
	SUP-G20H-EPR(2/4)	20	0.6 ~ 30						0.7 ~ 30		

Guaranteed attenuation is more than 30dB.
*85°C with Temp. rise.