



Features

- Single and three-phase application
- High Capacitance 1.0~10 μ F


Applications

- Suppressing noise occurring in large power systems, such as three-phase 500Vac inverters, and welding machines

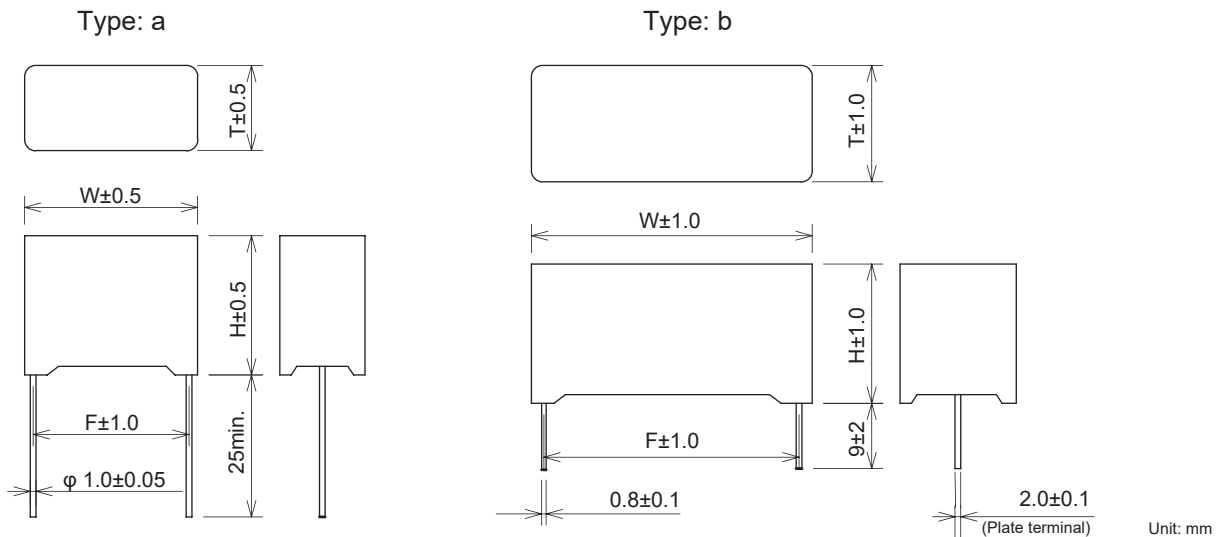


Safety Standard		File No.*
UL	:UL60384-14	E47474
cUL	:CSA E60384-14	E47474
SEMKO	:IEC/EN 60384-14	SE-S-2301116

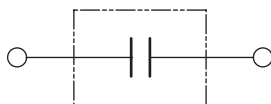
* File No. may be revised without notice. Please contact us at the time of your request for certifications.



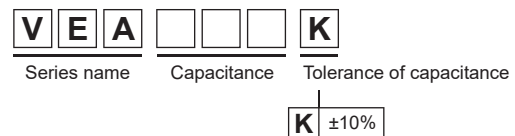
Dimensions



Circuit



Model numbering system



Electrical Specifications

Rated Voltage **300Vac**

Safety Standard	Class	Model Number	Capacitance μ F \pm 10%	Dimensions(mm)				Type	Dissipation Factor	Test Voltage	Insulation Resistance
				W	H	T	F				
	X2	VEA105K	1.0	30.5	24.5	15.0	27.5	a	0.001max. (at 1kHz)	Line to Line 1,450Vdc 60sec. or 1,000Vac 60sec.	Line to Line 5,000 Ω •Fmin.
		VEA155K	1.5	41.0	28.0	15.5	37.5				
		VEA225K	2.2		32.5	17.5					
		VEA305K	3.0	49.5	33.0	20.5	45.0	b	0.002max. (at 1kHz)	Line to Case 2,100Vac 50/60Hz 60sec.	Line to Case 30,000M Ω min. (at 500Vdc)
		VEA335K	3.3								
		VEA475K	4.7	59.5	35.5	21.5	55.0				
		VEA685K	6.8		43.5	30.5					
VEA106K	10.0										

Operating Temperature: -40~+100°C